PRESENTING

SMALL CAP. GIANT POTENTIAL.

BAJAJ FINSERV SMALL CAP FUND

An open ended equity scheme predominantly investing in small cap stocks

Give your investments the 3-in-1 advantage

Quality
Companies with distinct competitive advantages

Growth
Companies with high scalability potential

Value
Companies that present intrinsic value opportunities



October 2026

BAJAJ ASSET MANAGEMENT LIMITED (FORMERLY KNOWN AS BAJAJ FINSERV ASSET MANAGEMENT LIMITED)

WHY INVEST IN SMALL CAPS NOW?

SMALL IN SIZE, NOT IN IMPACT

EVERYDAY LEADERS ACROSS INDUSTRIES THAT ARE SMALL CAPS

- Consumer durables
- Capital goods
- Consumer services
- FMCG
- Metals & Mining
- Healthcare
- BFSI
- Construction materials
- Power
- Automobile and auto components

And many more..

PLEASE NOTE THAT THE REFERENCE TO ANY INDUSTRY/ SECTOR IS PROVIDED FOR ILLUSTRATIVE PURPOSES ONLY. THIS SHOULD NOT BE CONSTRUED AS A RESEARCH REPORT OR A RECOMMENDATION TO BUY OR SELL ANY SECURITY OR SECTOR.

THE SLIDE IS FOR THE PURPOSE OF EXHIBITING SEGMENT LEADERS IN SMALL CAP COMPANIES AND THERE IS NO ASSURANCE OR GUARANTEE THAT THESE STOCKS WILL BE PART OF THE FUND'S PORTFOLIO.

NOT ALL SMALL CAPS GROW TO BECOME LARGE CAPS

Nearly 50% of the small cap companies from 2017 have slipped into micro cap territory. This highlights the importance of not just picking the right small caps, but also knowing what to avoid.

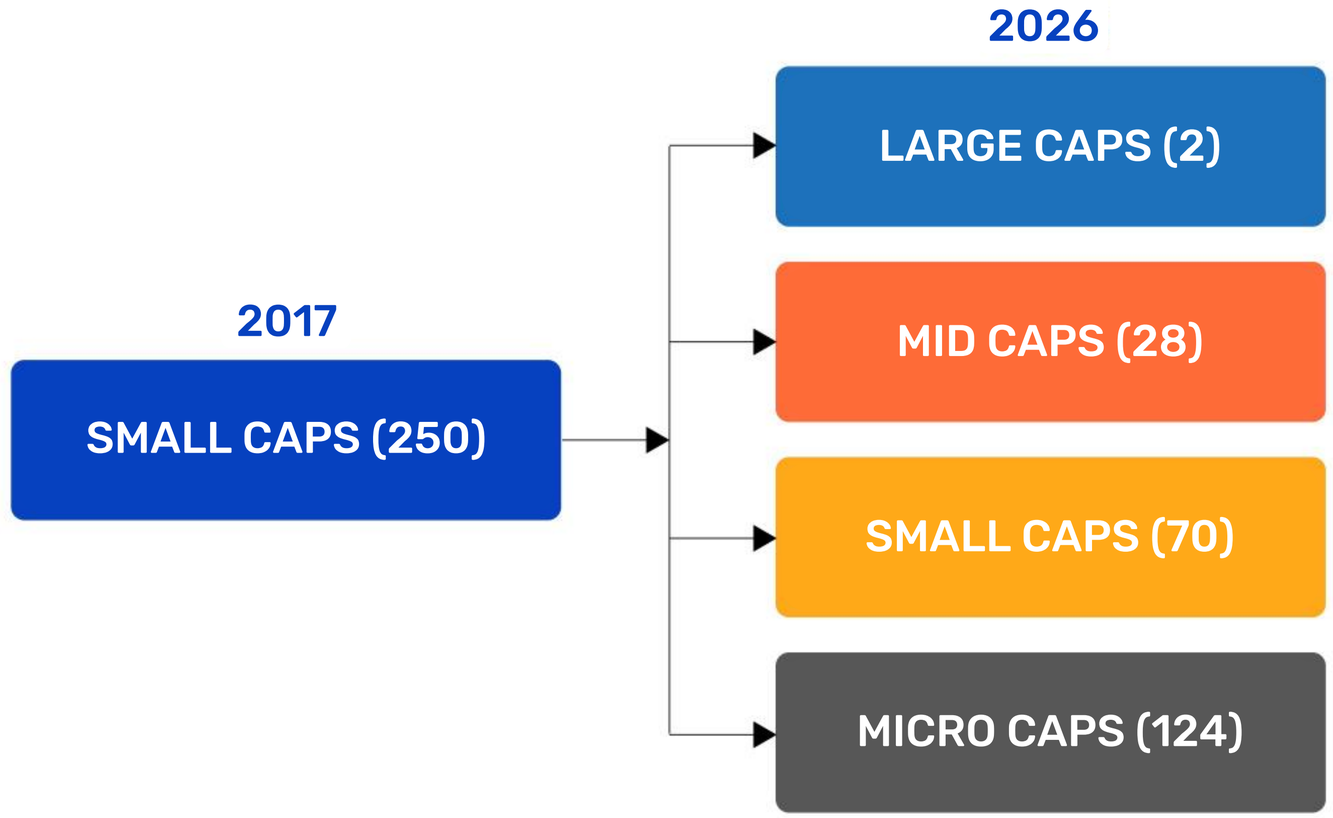

SOURCE: CATEGORISATION OF LARGE, MID AND SMALL CAP STOCKS, AMFI, EXCEPT FOR MICRO CAP | DATA AS ON JUNE 2026 (latest available). MICRO CAPS ARE COMPANIES BEYOND THE TOP 500 LISTED COMPANIES BY MARKET CAP.

Note: The figures cover 224 of the original 250 companies, based on comparable entries in the 2017 and 2026 AMFI lists.

INTRODUCING

BAJAJ FINSERV SMALL CAP FUND

An open ended equity scheme predominantly investing in small cap stocks

ONE PORTFOLIO - THREE STRENGTHS

QUALITY | GROWTH | VALUE

BAJAJ ASSET MANAGEMENT LIMITED (FORMERLY KNOWN AS BAJAJ FINSERV ASSET MANAGEMENT LIMITED)

5 PILLARS OF OUR APPROACH

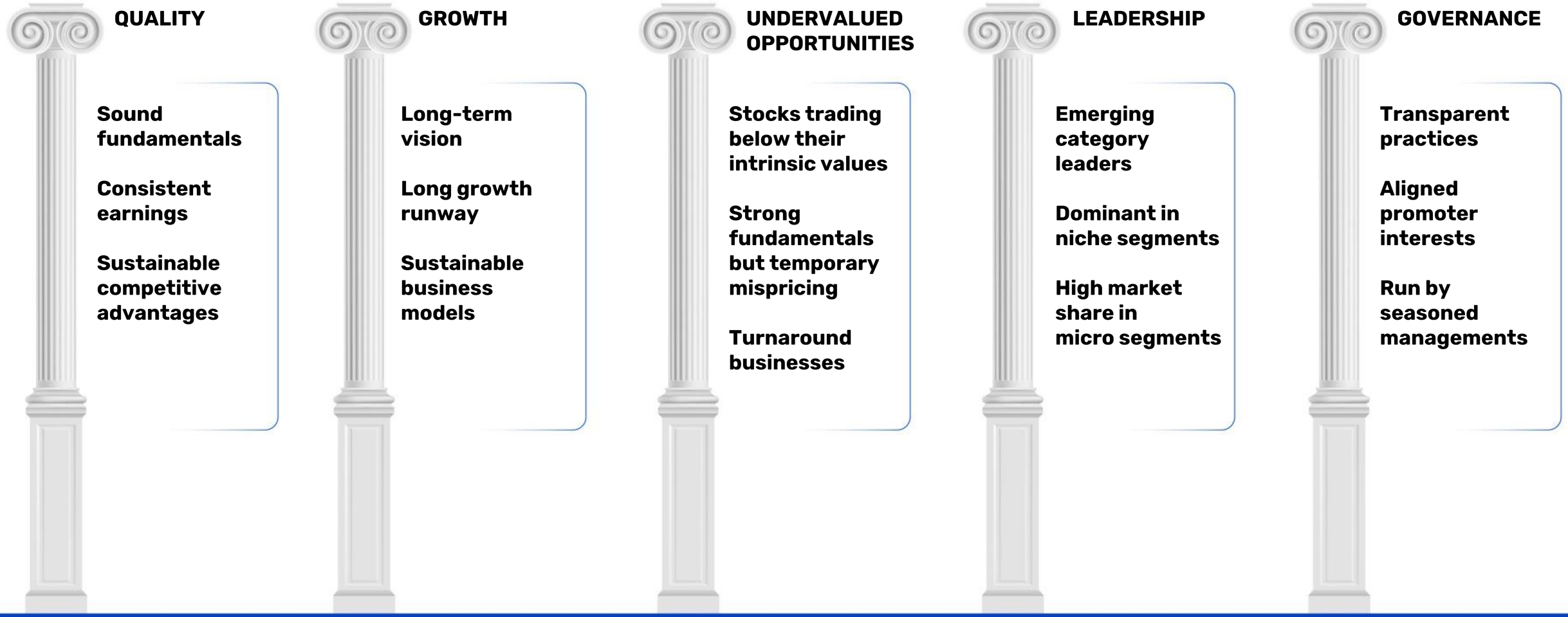

QUALITY

Sound fundamentals

Consistent earnings

Sustainable competitive advantages

GROWTH

Long-term vision

Long growth runway

Sustainable business models

UNDERVALUED OPPORTUNITIES

Stocks trading below their intrinsic values

Strong fundamentals but temporary mispricing

Turnaround businesses

LEADERSHIP

Emerging category leaders

Dominant in niche segments

High market share in micro segments

GOVERNANCE

Transparent practices

Aligned promoter interests

Run by seasoned managements

RISK-PRUDENT, NOT RISK-AVERSE

Fund's approach to mitigating risks and unlocking growth in small caps

RISK	HOW IT AFFECTS INVESTORS	FUND'S RISK MITIGATION APPROACH
Information Gaps	Low analyst coverage, limited disclosures, poor transparency	In-depth internal research, management interaction, and forensic checks
Governance Concerns	Promoter dominance, related-party transactions, ethical lapses	Strict governance filters, promoter background checks
Capital Misallocation	Reckless expansion, unrelated diversification, poor ROE projects	Emphasis on capital efficiency and strong ROCE/ROE track record
High Leverage	Excessive debt makes companies vulnerable in downturns	Prefer companies with healthy balance sheet and interest coverage ratios
Business Concentration	Over-dependence on a single product, client, or geography of the business	Screen for robust revenue models and de-risk by diversified growth

ROCE: RETURN ON CAPITAL EMPLOYED | ROE: RETURN ON EQUITY

THE INVESTMENT PHILOSOPHY THAT GENERATES LONG-TERM OUTPERFORMANCE - INQUBE

While most investors focus on what to invest in, we focus on how to invest more effectively. To achieve this, we've identified three key sources of alpha with a holistic approach that blends fundamental analysis, quantitative modeling, and behavioural insights.

INQUBE



Collecting superior data and information

INFROMATION EDGE



Smarter data processing to build efficient models.

QUANTITIVE EDGE



Making investment decisions by understanding market sentiment while mitigating biases

BEHAVIOURAL EDGE

EQUITY INVESTMENT PROCESS

1

IDENTIFYING

SPOTTINGS CYCLES AND MEGATRENDS

TOP DOWN

- Macros
- Cycles
- Themes
- Trends
- Market indicators

BOTTOM UP

- Screener
- Corporate meetings
- In-house research
- External analysts/Consultants

2

ANALYSING

INVESTMENT CHECKLIST

- Business
- Management
- Valuation

3

ALLOCATION

- Regulatory requirements
- Internal risk management limits
- Investment mandate
- Investment recording
- Position sizing

PORTFOLIO CREATION PROCESS

UNIVERSE
1150 STOCKS



SMALL CAP
900 STOCKS



TOTAL COVERAGE
300-400 STOCKS



PORTFOLIO
45-100 STOCKS



Portfolio count is indicative in nature and is subject to change basis conditions.

EQUITY INVESTMENT PROCESS

POST-INVESTMENT REVIEW



MONITOR INVESTMENT PERFORMANCE

- Track the performance of investments over time
- Regularly evaluate business performance and market trends
- Monitor key financial and non-financial metrics



RE-EVALUATE EXIT STRATEGY

- Determine exit points based on evolving market conditions to generate alpha
- Adjust strategies based on updated information

SEASONED TEAM WITH MULTI-DOMAIN EXPERTISE

27-MEMBER TEAM WITH A COMBINED EXPERIENCE OF 267 YEARS. 19 MBAS, 6 CFAS, 3 CAS, 1 MA (ECO)

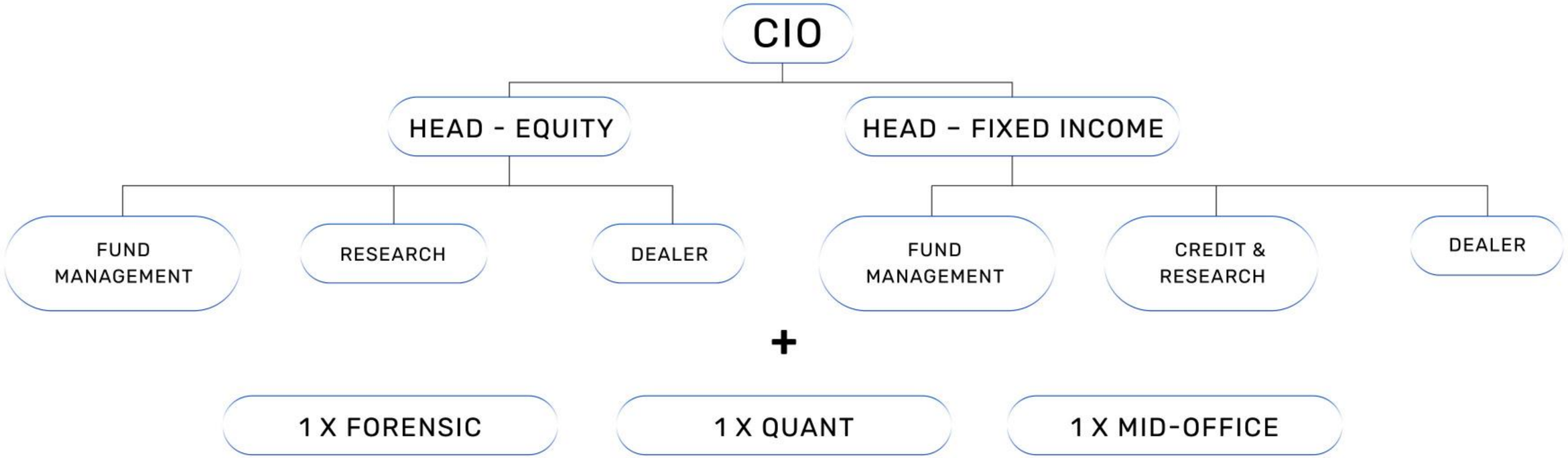

SEASONED TEAM WITH MULTI-DOMAIN EXPERTISE

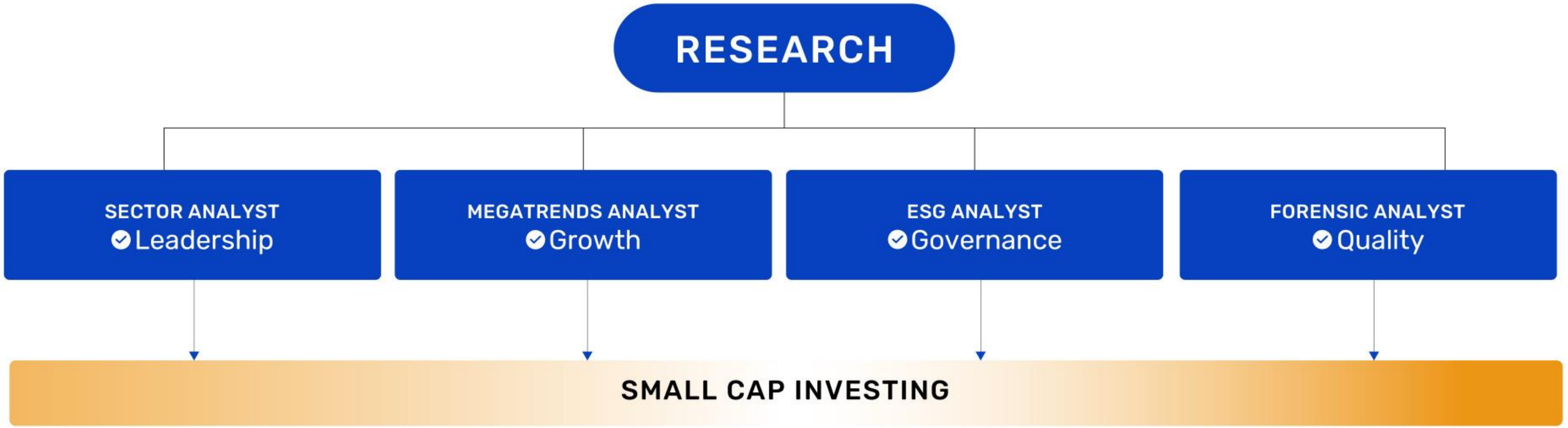

ENSURING QUALITY IN SMALL CAP INVESTING

Forensic Research Process

STEPS	FOCUS AREA	KEY CHECKS/INDICATORS
Initial Screening	Forensic risk model, red flag triggers	Unusual profit growth, auditor changes, high pledging, sudden equity dilution
Accounting Quality	Earnings credibility & revenue recognition	Cash flow vs. profit mismatch, aggressive revenue booking, capex vs. asset productivity
Cash Flow & Balance Sheet	Earnings credibility & revenue recognition	CFO vs. PAT, rising receivables/inventory, high leverage, poor interest coverage
Promoter & Governance	Promoter intent, board practices, historical conduct	Promoter pledging, litigation history, related-party transactions, board independence – independent directors, board autonomy ensuring proper checks and balances
Auditor & Disclosure Check	Auditor quality, reporting transparency	Frequent auditor change, qualified audit opinions, delayed financials, inadequate disclosures
Red Flag Mapping & Scoring	Risk assessment & investment decision support	Forensic scorecard, watchlist maintenance

WHO IS THIS FUND FOR?

INVESTORS WHO:

- Want to invest in fundamentally strong businesses in the small cap space trading below intrinsic value.
- Prefer quality small cap businesses with robust governance and long-term sustainability.
- Want to diversify their portfolio adding small caps with high growth potential.
- Are looking to build wealth by capturing small cap growth over time.

Bajaj Finserv Small Cap Fund – Portfolio

Company	% of NAV
Welspun Corp Limited	4.04%
Rubicon Research Limited	3.50%
CRISIL Limited	2.92%
Zydus Wellness Limited	2.79%
Schaeffler India Limited	2.73%
Timken India Limited	2.70%
TD Power Systems Limited	2.59%
The Great Eastern Shipping Company Limited	2.45%
Sona BLW Precision Forgings Limited	2.34%
S.J.S. Enterprises Limited	2.13%
RBL Bank Limited	2.05%
Safari Industries (India) Limited	2.04%
Angel One Limited	1.89%
Neuland Laboratories Limited	1.87%
Piramal Pharma Limited	1.86%
Kalpataru Projects International Limited	1.84%
Ingersoll Rand (India) Limited	1.77%
The Federal Bank Limited	1.65%
K.P.R. Mill Limited	1.59%
Rentomojo Limited	1.48%
Brigade Enterprises Limited	1.37%
PVR INOX Limited	1.33%
Ujjivan Small Finance Bank Limited	1.31%
Prudent Corporate Advisory Services Limited	1.27%

Company	% of NAV
Steel Authority of India Limited	1.25%
EID Parry India Limited	1.24%
Sobha Limited	1.21%
HEG Graphite Ltd **	1.21%
KNR Constructions Limited	1.20%
Whirlpool of India Limited	1.18%
Black Buck Ltd	1.16%
Voltamp Transformers Limited	1.16%
Senores Pharmaceuticals Limited	1.10%
Devyani International Limited	1.09%
Tega Industries Limited	1.07%
Niva Bupa Health Insurance Company Limited	1.05%
Amber Enterprises India Limited	1.00%
Hindustan Copper Limited	0.98%
Vardhman Textiles Limited	0.93%
Aditya Birla Real Estate Limited	0.93%
Neogen Chemicals Limited	0.92%
Clean Max Enviro Energy Solutions Limited	0.90%
RHI Magnesita India Limited	0.88%
Acutaas Chemicals Limited	0.80%
Onesource Specialty Pharma Limited	0.77%
VA Tech Wabag Limited	0.77%
Syrma SGS Technology Limited	0.77%

Company	% of NAV
KSB Limited	0.76%
Procter & Gamble Health Limited	0.73%
JSW Holdings Limited	0.72%
Cartrade Tech Limited	0.71%
Elecon Engineering Company Limited	0.70%
Westlife Foodworld Limited	0.69%
V-Mart Retail Limited	0.66%
Vedanta Power Ltd	0.66%
Page Industries Limited	0.66%
Emami Limited	0.65%
Urban Company Ltd.	0.63%
Redington Limited	0.62%
Schneider Electric Infrastructure Limited	0.61%
Nesco Limited	0.59%
Nitin Spinners Limited	0.59%
Thangamayil Jewellery Limited	0.59%
Metro Brands Limited	0.56%
DCB Bank Limited	0.55%
Elantas Beck India Limited	0.53%
Five Star Business Finance Limited	0.53%
The Ramco Cements Limited	0.53%
Tenneco Clean Air India Limited	0.50%
Repco Home Finance Limited	0.43%

Company	% of NAV
Time Technoplast Limited	0.43%
Indo Count Industries Limited	0.43%
Arvind Fashions Limited	0.43%
Sedemac Mechatronics Limited	0.42%
Usha Martin Limited	0.41%
Garware Technical Fibres Limited	0.41%
BEML Limited	0.39%
AIA Engineering Limited	0.39%
Cera Sanitaryware Limited	0.36%
Sumitomo Chemical India Limited	0.34%
Ather Energy Limited	0.31%
JK Lakshmi Cement Limited	0.31%
Nazara Technologies Limited	0.31%
Vedant Fashions Limited	0.24%
Pondy Oxides & Chemicals Ltd	0.17%
La Opala RG Limited	0.16%
Century Plyboards (India) Limited	0.08%
Equity	**94.87%**
NIFTY 23000 Put October 2026 Option	0.44%
NIFTY 23200 Put October 2026 Option	0.20%
Equity Options	**0.64%**
Reverse Repo / TREPS	**3.29%**
Net Receivables / (Payables)	**1.20%**
Grand Total	**100.00%**

Bajaj Finserv Small Cap Fund – Allocation

Asset Allocation

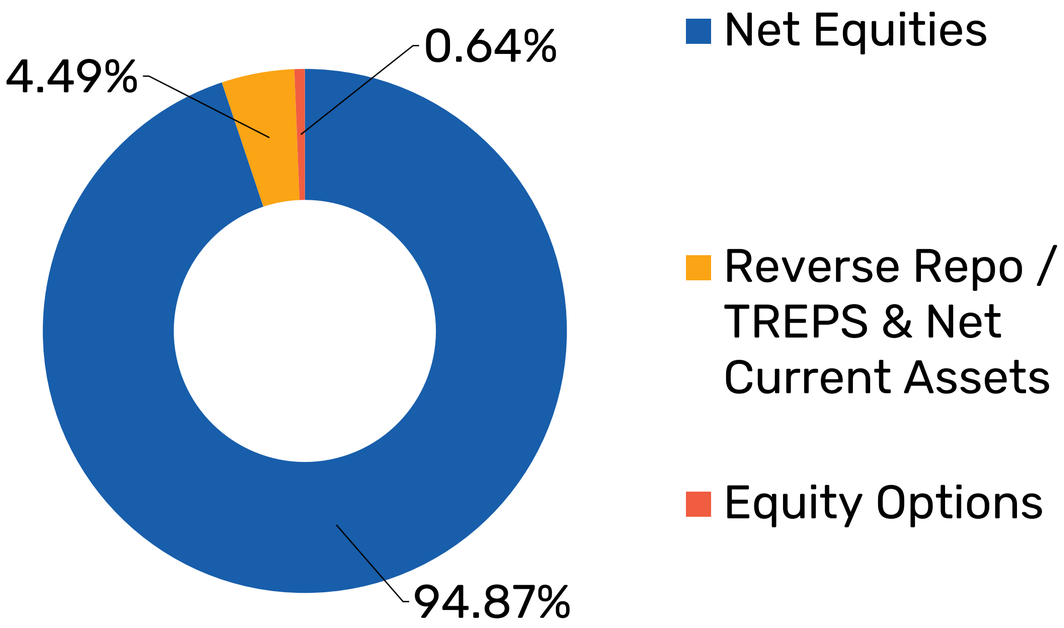

Market Cap Breakup

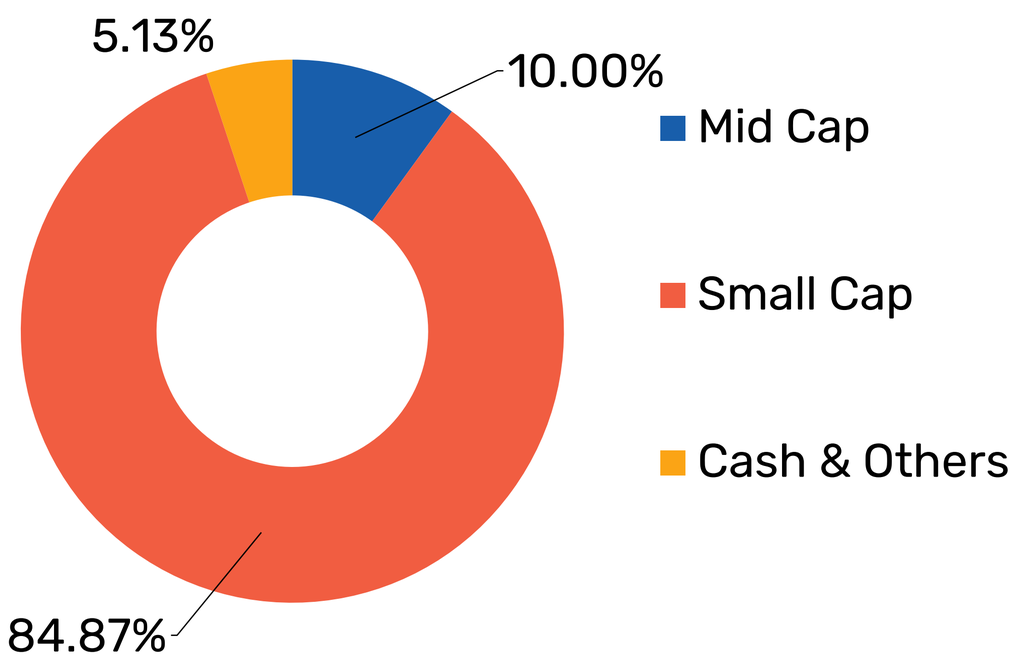

Sector Allocation (Top 10)

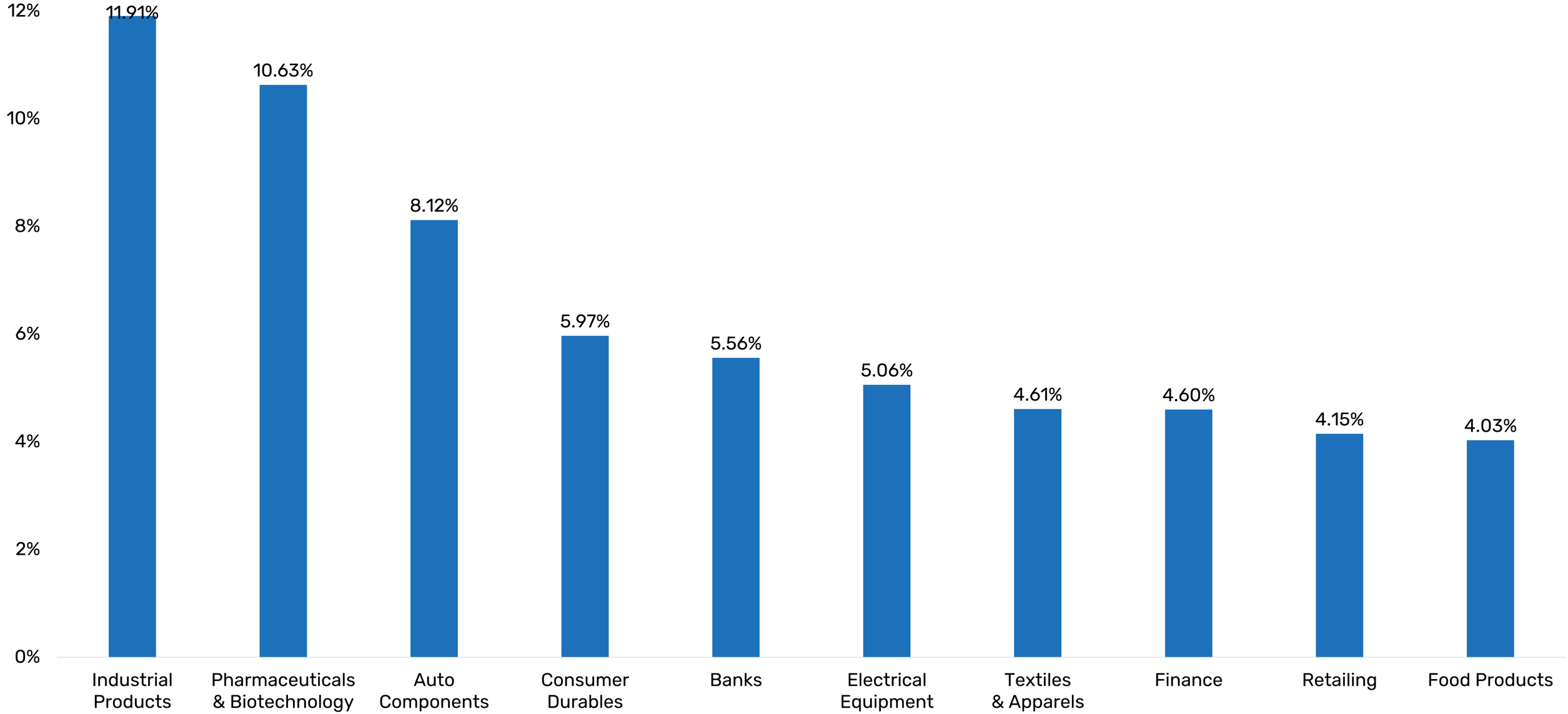

Scheme Features

Scheme Type	An open ended equity scheme investing predominantly in small cap stocks
Plans	Regular | Direct
Option	Growth | IDCW
Minimum Application Amount	Rs. 500 (Plus, multiples of Re.1)
Minimum Additional Application	Rs. 100 (Plus, multiples of Re.1)
Entry Load	Not Applicable
Exit Load	If units are redeemed switched out within 6 months from the date of allotment • Upto 10% of units held: Nil • Remaining 90% of units held: 1% of applicable NAV • if units are redeemed/switched out after 6 months from the date of allotment: Nil
Fund Manager	Equity portion – Mr. Nimesh Chandan & Mr. Sorbh Gupta Debt Portion: Mr. Siddharth Chaudhary
Benchmark Index	BSE 250 SmallCap TRI
SIP/ SWP/ STP	Available
NAV in Rs.	Regular-Growth: 11.0710 Direct-Growth: 11.2750
AUM in Rs Cr.	2,768.25
BER*	Regular: 1.69% Direct: 0.52%

*To know about Base Expense Ratio (BER), please visit https://www.bajajamc.com/downloads?ter=

BAJAJ FINSERV SMALL CAP FUND

An open ended equity scheme predominantly investing in small cap stocks

Product label

This product is suitable for investors who are seeking*:

- wealth creation over long term
- to invest predominantly in equity and equity related instruments of small cap companies.

*Investors should consult their financial advisers if in doubt about whether the product is suitable for them

---

SCHEME

RISKOMETER

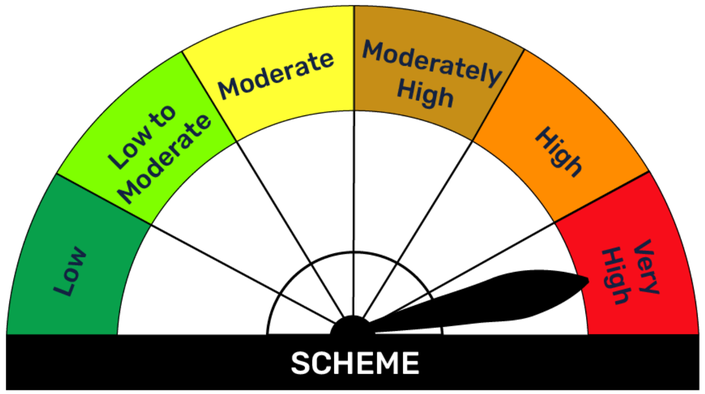

The risk of the scheme is very high

BENCHMARK

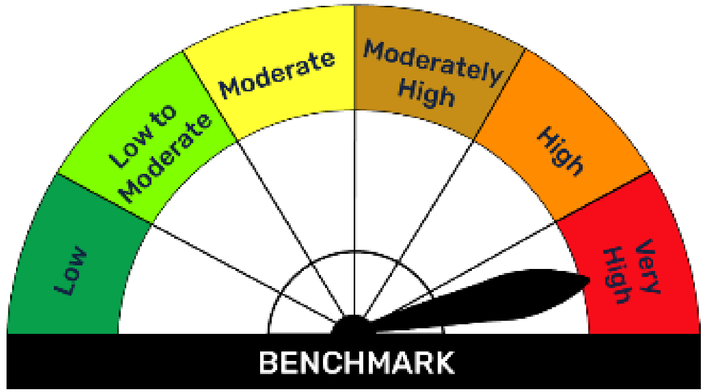

The risk of the benchmark i.e. BSE 250 SmallCap TRI is Very High

DISCLAIMER

This document should not be treated as endorsement of the views/opinions or as an investment advice. This document should not be construed as a research report or a recommendation to buy or sell any security. This document alone is not sufficient and should not be used for the development or implementation of an investment strategy. The recipient should note and understand that the information provided above may not contain all the material aspects relevant for making an investment decision. The decision of the Investment Manager may not always be profitable; as such decisions are based on the prevailing market conditions and the understanding of the Investment Manager. Actual market movements may vary from the anticipated trends. Neither Bajaj Finserv Mutual Fund / Bajaj Mutual Fund Trustee Limited (formerly Bajaj Finserv Mutual Fund Trustee Limited) / Bajaj Asset Management Limited (Formerly known as Bajaj Finserv Asset Management Limited) nor its Directors or employees shall be liable for any damages whether direct or indirect, incidental, punitive special or consequential including lost revenue or lost profits that may arise from or in connection with the use of the information. Investors are advised to consult their own investment advisor before making any investment decision in light of their risk appetite, investment goals and horizon. This information is subject to change without any prior notice.

Mutual Fund investments are subject to market risks, read all scheme related documents carefully.