Bajaj Finserv ELSS - Tax Saver Fund

An open ended scheme with attributes in accordance with Equity Linked Saving Scheme, 2005 notified by Ministry of Finance.

Data as on 30th September 2026

Portfolio Strategy

Bajaj Finserv ELSS Tax Saver Fund is an actively managed open ended equity scheme that seeks to generate long term capital appreciation by investing 80-100% of total assets in equity and equity related instruments of the companies across different market capitalizations, including large-cap, mid-cap, and small-cap companies.

Why invest in Bajaj Finserv ELSS Tax Saver Fund

Fund Features

- Category: ELSS Fund
- Inception Date: 29th January 2025
- Fund Manager: Mr. Nimesh Chandan and Mr. Sorbh Gupta (Equity Portion) Mr. Siddharth Chaudhary (Debt Portion)
- Benchmark: BSE 500 Total Return Index (TRI)
- Minimum Investment Amount: Rs. 500/- and in multiples of Rs. 500/- thereafter.
- SIP Frequency: Daily , Weekly, Fortnightly, Monthly, Quarterly
- **#Base Expense Ratio:** Regular- 2.10% Direct- 0.67%
- *AUM (IN CR): Month end AUM - INR 88.15
  *The closing AUM as reported to SEBI & AMFI in the Monthly Cumulative Report (MCR)
- Entry load: Nil
- Exit load: Nil

The INQUBE difference Our Investment Philosophy

IN — INFORMATION EDGE

- Outperform the market on superior information collection

QU — QUANTITATIVE EDGE

- Outperform the market on processing information better
- Quant models, Analytical models

BE — BEHAVIORAL EDGE

- Outperform the market by better decision making
- Take advantage of crowd over-reaction and underreaction
- Reduces one's own behavioral pitfalls

#To know about Total Expense Ratio (TER), please visit https://www.bajajamc.com/downloads?ter=

Asset Allocation

Net Equities	89.60%
Reverse Repo / TREPS & Net Current Assets	10.40%

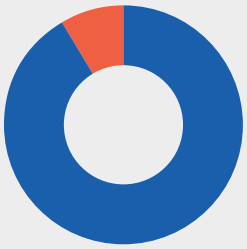

Equity Holding

Name (Top 10 Holdings)	Equity (% to NAV)
HDFC Bank Limited	9.16%
ICICI Bank Limited	6.37%
Reliance Industries Limited	5.75%
Divi's Laboratories Limited	5.57%
Zydus Wellness Limited	4.67%
State Bank of India	4.12%
Steel Authority of India Limited	3.85%
PG Electroplast Limited	2.79%
Balrampur Chini Mills Limited	2.71%
Timken India Limited	2.65%
Other Equities	**41.96%**
Total Equities	**89.60%**

Composition By Industry (%)

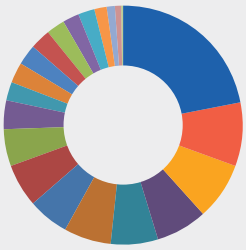

Banks	19.65%
Pharmaceuticals & Biotechnology	7.70%
Retailing	6.86%
Ferrous Metals	6.21%
Petroleum Products	5.75%
Food Products	5.56%
Consumer Durables	5.13%
Finance	5.02%
Textiles & Apparels	4.50%
Industrial Products	3.50%
Agricultural Food & other Products	2.71%
Auto Components	2.53%
Construction	2.53%
Capital Markets	2.37%
Insurance	2.16%
Entertainment	2.13%
Non - Ferrous Metals	1.87%
Aerospace & Defense	1.51%
IT - Software	1.09%
Electrical Equipment	0.80%
Miscellaneous	0.02%

Stocks

New Entries	Total Exits
Rentomojo Limited	Pondy Oxides & Chemicals Ltd
	Billionbrains Garage Ventures Ltd
Niva Bupa Health Insurance Company Limited	Pricol Limited
LIC Housing Finance Limited	Indo Tech Transformers Limited
SS Retail Limited	Gabriel India Limited
Moneyview Limited	S.J.S. Enterprises Limited

Market Cap Allocation

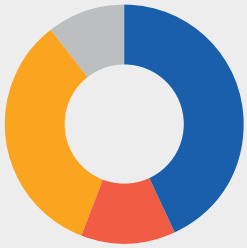

Large Cap	43.11%
Mid Cap	12.78%
Small Cap	33.71%
Cash & Others	10.40%

Performance

Bajaj Finserv ELSS - Tax Saver Fund — Value of Investment of Rs.10,000

Period	Fund Returns (%)	Benchmark Returns (%)	Additional Benchmark Returns (%)	Fund (Rs)	Benchmark (Rs)	Additional Benchmark (Rs)
Bajaj Finserv ELSS - Tax Saver Fund - Regular - Growth						
Last 1 Year	1.64%	-2.33%	-7.09%	10,164	9,767	9,291
Since Inception	6.53%	3.15%	-0.18%	11,113	10,532	9,970
Bajaj Finserv ELSS - Tax Saver Fund - Direct - Growth						
Last 1 Year	3.38%	-2.33%	-7.09%	10,338	9,767	9,291
Since Inception	8.40%	3.15%	-0.18%	11,441	10,532	9,970

Returns as on 30th September, 2026

Past performance may or may not be sustained in future. Different Plans i.e. Regular Plan and Direct Plan under the scheme have different expense structure. **Benchmark:** BSE 500 Total Return Index (TRI) **Additional Benchmark:** NIFTY 50 TRI. **Inception Date:** 29th January 2025

Period for which scheme's performance has been provided is computed basis last day of the previous month preceding the date of this material. Returns greater than 1 year are compounded annualized.Face Value per unit: Rs. 10.

The Fund Managers of the scheme: Mr. Nimesh Chandan (Equity Portion), Mr. Sorbh Gupta (Equity Portion) and Mr. Siddharth Chaudhary (Debt Portion). For the performance of other schemes managed by the Fund Managers which have completed 1 year or more than 1 year since inception, refer page no., refer to the table below.

Mr. Nimesh Chandan manages Bajaj Finserv Ultra Short to Short Term Fund.

Mr. Siddharth Chaudhary manages debt portion of Bajaj Finserv Banking and Financial Services Fund. He also manages Bajaj Finserv Ultra Short to Short Term Fund.

Other Schemes Managed by Fund Manager
Name of Fund Manager: Mr. Nimesh Chandan, Mr. Sorbh Gupta, Mr. Siddharth Chaudhary.

	1 Year			3 Year			5 Year		
Fund Name	**Regular**	**Direct**	**Benchmark**	**Regular**	**Direct**	**Benchmark**	**Regular**	**Direct**	**Benchmark**
Bajaj Finserv Balanced Advantage Fund^	1.75%	3.34%	-2.65%	NA	NA	NA	NA	NA	NA
Bajaj Finserv Large Cap Fund* **	-1.53%	-0.04%	-5.18%	NA	NA	NA	NA	NA	NA
Bajaj Finserv Liquid Fund##	6.28%	6.48%	6.44%	6.76%	6.95%	6.89%	NA	NA	NA
Bajaj Finserv Multi Cap Fund!!!	9.19%	10.81%	0.40%	NA	NA	NA	NA	NA	NA
Bajaj Finserv Money Market Fund#	5.83%	6.52%	6.50%	6.72%	7.37%	7.12%	NA	NA	NA
Bajaj Finserv Banking and PSU Debt Fund$$	4.25%	4.82%	4.43%	NA	NA	NA	NA	NA	NA
Bajaj Finserv Overnight Fund **	5.26%	5.32%	5.24%	6.02%	6.07%	6.06%	NA	NA	NA
Bajaj Finserv Flexi Cap Fund$	4.26%	5.59%	-2.33%	14.27%	15.86%	9.19%	NA	NA	NA
Bajaj Finserv Arbitrage Fund@	5.95%	6.69%	7.33%	6.26%	7.00%	7.42%	NA	NA	NA
Bajaj Finserv Large & Mid Cap Fund^^	-0.24%	1.17%	-0.37%	NA	NA	NA	NA	NA	NA
Bajaj Finserv Nifty 1D Rate Liquid ETF - Growth$$$	4.84%	NA	5.24%	NA	NA	NA	NA	NA	NA
Bajaj Finserv Multi Asset Allocation Fund^^^	5.88%	7.43%	-0.64%	NA	NA	NA	NA	NA	NA
Bajaj Finserv Consumption Fund@@@	-7.00%	-5.48%	-7.49%	NA	NA	NA	NA	NA	NA
Bajaj Finserv Healthcare Fund###	21.11%	23.14%	16.77%	NA	NA	NA	NA	NA	NA
Bajaj Finserv Gilt Fund!!	3.12%	4.03%	2.66%	NA	NA	NA	NA	NA	NA
Bajaj Finserv Small Cap Fund&&&	17.35%	19.11%	5.22%	NA	NA	NA	NA	NA	NA
Bajaj Finserv Equity Savings Fund****	3.86%	4.99%	1.54%	NA	NA	NA	NA	NA	NA

Data as on 30th September 2026.

Inception Dates: Bajaj Finserv Balanced Advantage Fund - 15th Dec 2023, Bajaj Finserv Large Cap Fund - 20th Aug 2024, Bajaj Finserv Liquid Fund - 05th Jul 2023, Bajaj Finserv Multi Cap Fund - 27th Feb 2025, Bajaj Finserv Money Market Fund - 24th Jul 2023, Bajaj Finserv Banking and PSU Debt Fund - 13th Nov 2023, Bajaj Finserv Overnight Fund - 05th Jul 2023, Bajaj Finserv Flexi Cap Fund - 14th Aug 2023, Bajaj Finserv Arbitrage Fund - 15th Sep 2023, Bajaj Finserv Large & Mid Cap Fund - 27th Feb 2024, Bajaj Finserv Nifty 1D Rate Liquid ETF - 28th May 2024, Bajaj Finserv Multi Asset Allocation Fund - 03rd Jun 2024, Bajaj Finserv Consumption Fund - 29th Nov 2024, Bajaj Finserv Healthcare Fund - 27th Dec 2024, Bajaj Finserv Gilt Fund - 15th Jan 2025, Bajaj Finserv Small Cap Fund - 18th Jul 2025 and Bajaj Finserv Equity Savings Fund - 19th Aug 2025

Disclaimer: Past performance may or may not be sustained in the future. Different plans have different expense structure. Period for which scheme's performance has been provided is computed basis last day of the previous month preceding the date of this material. Returns are compounded annualized.

Benchmark: ^NIFTY 50 Hybrid Composite debt 50:50 Index, ***Nifty 100 Total Return Index (TRI), ##NIFTY Liquid Index A-I, !!!Nifty 500 Multicap 50:25:25 TRI, #NIFTY Money Market Index A-I, $$Nifty Banking & PSU Debt Index A-II, **CRISIL Liquid Overnight Index, $BSE 500 TRI, @Nifty 50 Arbitrage Index (TRI), ^^Nifty Large Midcap 250 TRI, $$$Nifty 1D Rate Index, ^^^65% Nifty 50 TRI + 25% NIFTY Short Duration Debt Index + 10% Domestic Prices of Gold, @@@Nifty India Consumption Total Return Index (TRI), ###BSE Healthcare Total Return Index (TRI), !!CRISIL Dynamic Gilt Index, &&&BSE 250 SmallCap TRI and ****Nifty Equity Savings Index.

Potential Risk Class (PRC)
(Maximum risk the scheme can take)

Bajaj Finserv Banking and PSU Debt Fund

Credit Risk → / Interest Rate Risk ↓	Relatively Low (Class A)	Moderate (Class B)	Relatively High (Class C)
Relatively Low (Class I)			
Moderate (Class II)			
Relatively High (Class III)		**B-III**	

B-III – A Scheme with Relatively High Interest Rate Risk and Moderate Credit Risk.

Bajaj Finserv Money Market Fund

Credit Risk → / Interest Rate Risk ↓	Relatively Low (Class A)	Moderate (Class B)	Relatively High (Class C)
Relatively Low (Class I)		**B-I**	
Moderate (Class II)			
Relatively High (Class III)			

B-I – A Scheme with Relatively Low Interest Rate Risk and Moderate Credit Risk.

Bajaj Finserv Liquid Fund

Credit Risk → / Interest Rate Risk ↓	Relatively Low (Class A)	Moderate (Class B)	Relatively High (Class C)
Relatively Low (Class I)		**B-I**	
Moderate (Class II)			
Relatively High (Class III)			

B-I – A Scheme with Relatively Low Interest Rate Risk and Moderate Credit Risk.

Potential Risk Class (PRC)
(Maximum risk the scheme can take)

Bajaj Finserv Overnight Fund			
Credit Risk → / Interest Rate Risk ↓	Relatively Low (Class A)	Moderate (Class B)	Relatively High (Class C)
Relatively Low (Class I)	**A-I**		
Moderate (Class II)			
Relatively High (Class III)			
A-I – A Scheme with Relatively Low Interest Rate Risk and Relatively Low Credit Risk.			

Bajaj Finserv Nifty 1D Rate Liquid ETF - Growth			
Credit Risk → / Interest Rate Risk ↓	Relatively Low (Class A)	Moderate (Class B)	Relatively High (Class C)
Relatively Low (Class I)	**A-I**		
Moderate (Class II)			
Relatively High (Class III)			
A-I – A Scheme with Relatively Low Interest Rate Risk and Relatively Low Credit Risk.			

Bajaj Finserv Gilt Fund			
Credit Risk → / Interest Rate Risk ↓	Relatively Low (Class A)	Moderate (Class B)	Relatively High (Class C)
Relatively Low (Class I)			
Moderate (Class II)			
Relatively High (Class III)	**A-III**		
A-III – A Scheme with Relatively High interest rate risk and Relatively Low credit risk.			

PRODUCT LABEL

Bajaj Finserv ELSS - Tax Saver Fund

An open ended scheme with attributes in accordance with Equity Linked Saving Scheme, 2005 notified by Ministry of Finance

This product is suitable for investors who are seeking*:

- wealth creation over long term
- to invest predominantly in equity and equity related instruments with tax benefit under Section 80C of Income Tax Act, 1961

*Investors should consult their financial advisers if in doubt about whether the product is suitable for them

SCHEME

RISKOMETER

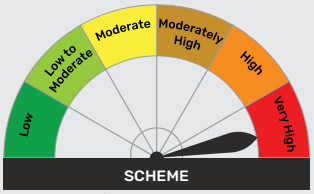

The risk of the scheme is very high

BENCHMARK

RISKOMETER

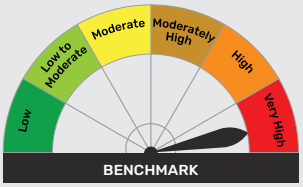

The risk of the benchmark i.e. BSE 500 Total Return Index (TRI) is Very High

Bajaj Finserv Balanced Advantage Fund

An open ended dynamic asset allocation fund investing in debt and equity instruments only

	SCHEME RISK-O-METER	BENCHMARK RISK-O-METER
This product is suitable for investors who are seeking*: ● To generate wealth creation over long term ● Dynamic asset allocation between equity and equity related instruments including derivatives, and fixed income instruments *Investors should consult their financial advisers if in doubt about whether the product is suitable for them	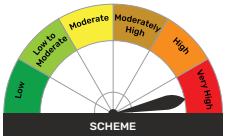 The risk of the scheme is very high	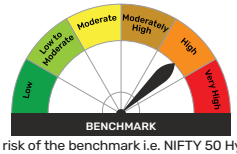 The risk of the benchmark i.e. NIFTY 50 Hybrid Composite debt 50:50 Index is high

Disclaimer

This document should not be treated as endorsement of the views/opinions or as an investment advice. This document should not be construed as a research report or a recommendation to buy or sell any security. This document alone is not sufficient and should not be used for the development or implementation of an investment strategy. The recipient should note and understand that the information provided above may not contain all the material aspects relevant for making an investment decision. The decision of the Investment Manager may not always be profitable; as such decisions are based on the prevailing market conditions and the understanding of the Investment Manager. Actual market movements may vary from the anticipated trends. Neither Bajaj Finserv Mutual Fund / Bajaj Mutual Fund Trustee Limited (formerly known as Bajaj Finserv Mutual Fund Trustee Limited) / Bajaj Asset Management Limited (Formerly known as Bajaj Finserv Asset Management Limited) nor its Directors or employees shall be liable for any damages whether direct or indirect, incidental, punitive special or consequential including lost revenue or lost profits that may arise from or in connection with the use of the information. Investors are advised to consult their own investment advisor before making any investment decision in light of their risk appetite, investment goals and horizon. This information is subject to change without any prior notice.

MUTUAL FUND INVESTMENTS ARE SUBJECT TO MARKET RISKS, READ ALL SCHEME RELATED DOCUMENTS CAREFULLY.

Risk-o-meter and Product Label.

Bajaj Finserv Large Cap Fund

An open ended equity scheme predominantly investing in large cap stocks

	SCHEME RISK-O-METER	BENCHMARK RISK-O-METER
This product is suitable for investors who are seeking*: ● wealth creation over long term ● to invest predominantly in equity and equity related instruments of large cap companies *Investors should consult their financial advisers if in doubt about whether the product is suitable for them	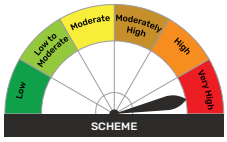 The risk of the scheme is very high	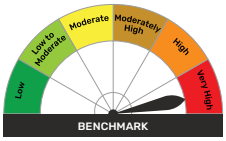 The risk of the benchmark i.e. Nifty 100 Total Return Index (TRI) is very high

Bajaj Finserv Liquid Fund

An open ended Liquid scheme with Relatively Low Interest Rate Risk and Moderate Credit Risk

	SCHEME RISK-O-METER	BENCHMARK RISK-O-METER
This product is suitable for investors who are seeking*: ● Regular income over short term. ● Investment in money market and debt instruments, with maturity up to 91 days *Investors should consult their financial advisers if in doubt about whether the product is suitable for them	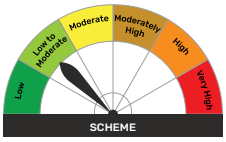 The risk of the scheme is Low to Moderate	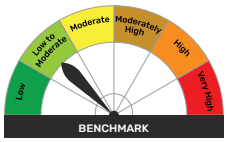 The risk of the benchmark i.e. NIFTY Liquid Index A-I is Low to Moderate

Bajaj Finserv Multi Cap Fund

An open ended equity scheme investing across large cap, mid cap, small cap stocks

	SCHEME RISK-O-METER	BENCHMARK RISK-O-METER
This product is suitable for investors who are seeking*: ● wealth creation over long term ● to invest predominantly in equity and equity related instruments of large cap, mid cap, small cap companies. *Investors should consult their financial advisers if in doubt about whether the product is suitable for them	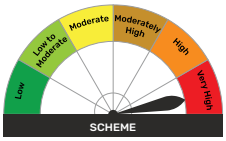 The risk of the scheme is Very High	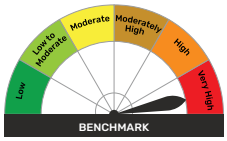 The risk of the benchmark i.e. Nifty 500 Multicap 50:25:25 TRI is Very High

Bajaj Finserv Money Market Fund

An open ended debt scheme investing in money market instruments with Relatively Low Interest Rate Risk and Moderate Credit Risk.

	SCHEME RISK-O-METER	BENCHMARK RISK-O-METER
This product is suitable for investors who are seeking*: ● Income over short term. ● Investment in money market instruments that seeks to provide reasonable returns, commensurate with low risk while providing a high level of liquidity *Investors should consult their financial advisers if in doubt about whether the product is suitable for them	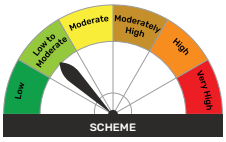 The risk of the scheme is Low to Moderate	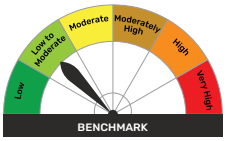 The risk of the benchmark i.e. NIFTY Money Market Index A-I is Low to Moderate

Bajaj Finserv Banking and PSU Debt Fund

An open ended debt scheme predominantly investing in Debt instruments of banks, Public Sector Undertakings, Public Financial Institutions and Municipal Bonds with relatively high interest rate risk and moderate credit risk.

	SCHEME RISK-O-METER	BENCHMARK RISK-O-METER
This product is suitable for investors who are seeking*: ● Income over short to medium term ● Investment primarily in securities issued by Scheduled Commercial Banks (SCBs), Public Sector undertakings (PSUs), Public Financial Institutions (PFIs), Municipal Corporations and such other bodies *Investors should consult their financial advisers if in doubt about whether the product is suitable for them	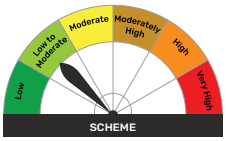 The risk of the scheme is Low to Moderate	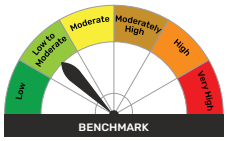 The risk of the benchmark i.e. Nifty Banking & PSU Debt Index A-II is Low to Moderate

Bajaj Finserv Overnight Fund

An open ended debt scheme investing in overnight securities with Relatively Low Interest Rate Risk and Relatively Low Credit Risk.

	SCHEME RISK-O-METER	BENCHMARK RISK-O-METER
This product is suitable for investors who are seeking*: ● Regular income over short term that may be in line with the overnight call rates. ● Investment in money market and debt instruments, with overnight maturity *Investors should consult their financial advisers if in doubt about whether the product is suitable for them	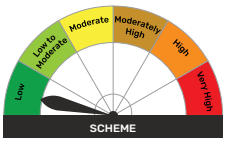 The risk of the scheme is Low	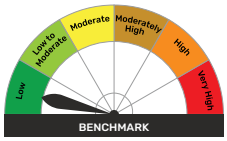 The risk of the benchmark i.e. CRISIL Liquid Overnight Index is low

Disclaimer

This document should not be treated as endorsement of the views/opinions or as an investment advice. This document should not be construed as a research report or a recommendation to buy or sell any security. This document alone is not sufficient and should not be used for the development or implementation of an investment strategy. The recipient should note and understand that the information provided above may not contain all the material aspects relevant for making an investment decision. The decision of the Investment Manager may not always be profitable; as such decisions are based on the prevailing market conditions and the understanding of the Investment Manager. Actual market movements may vary from the anticipated trends. Neither Bajaj Finserv Mutual Fund / Bajaj Mutual Fund Trustee Limited (formerly known as Bajaj Finserv Mutual Fund Trustee Limited) / Bajaj Asset Management Limited (Formerly known as Bajaj Finserv Asset Management Limited) nor its Directors or employees shall be liable for any damages whether direct or indirect, incidental, punitive special or consequential including lost revenue or lost profits that may arise from or in connection with the use of the information. Investors are advised to consult their own investment advisor before making any investment decision in light of their risk appetite, investment goals and horizon. This information is subject to change without any prior notice.

MUTUAL FUND INVESTMENTS ARE SUBJECT TO MARKET RISKS, READ ALL SCHEME RELATED DOCUMENTS CAREFULLY.

Risk-o-meter and Product Label.

Bajaj Finserv Flexi Cap Fund

An open ended dynamic equity scheme investing across large cap, mid cap, small cap stocks

	SCHEME RISK-O-METER	BENCHMARK RISK-O-METER
This product is suitable for investors who are seeking*: ● Wealth creation/capital appreciation over long term ● Investment in equity and equity related instruments across large cap, mid cap and small cap stocks *Investors should consult their financial advisers if in doubt about whether the product is suitable for them	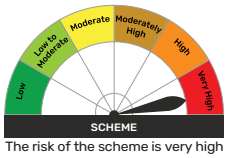 The risk of the scheme is very high	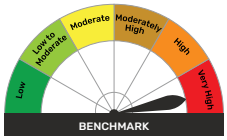 The risk of the benchmark i.e. BSE 500 TRI is very high

Bajaj Finserv Arbitrage Fund

An open ended scheme investing in arbitrage opportunities

	SCHEME RISK-O-METER	BENCHMARK RISK-O-METER
This product is suitable for investors who are seeking*: ● Short term income generation ● income through arbitrage opportunities in the cash and derivatives segments of the equity markets *Investors should consult their financial advisers if in doubt about whether the product is suitable for them	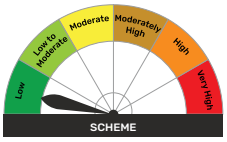 The risk of the scheme is low	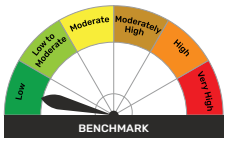 The risk of the benchmark i.e. Nifty 50 Arbitrage Index (TRI) is low

Bajaj Finserv Large & Mid Cap Fund

An open ended equity scheme investing in both large cap and mid cap stocks

	SCHEME RISK-O-METER	BENCHMARK RISK-O-METER
This product is suitable for investors who are seeking*: ● Wealth creation over long term ● Open ended equity scheme investing in both large cap and mid cap stocks *Investors should consult their financial advisers if in doubt about whether the product is suitable for them	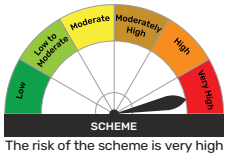 The risk of the scheme is very high	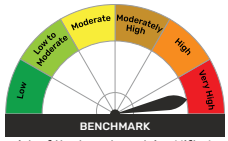 The risk of the benchmark i.e. Nifty Large Midcap 250 TRI is very high

Bajaj Finserv Nifty 1D Rate Liquid ETF - Growth

An open ended Exchange Traded Fund tracking Nifty 1D Rate Index with Relatively Low Interest Rate Risk and Relatively Low Credit Risk

	SCHEME RISK-O-METER	BENCHMARK RISK-O-METER
This product is suitable for investors who are seeking*: ● Short term savings solution. ● An open ended Exchange Traded Fund liquid scheme, that aims to provide returns by investing in securities covered by Nifty 1D Rate Index with low risk and a high level of liquidity, subject to tracking error. *Investors should consult their financial advisers if in doubt about whether the product is suitable for them	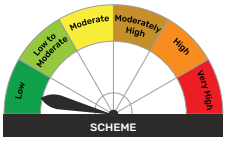 The risk of the scheme is Low	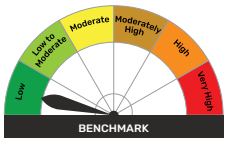 The risk of the benchmark i.e. Nifty 1D Rate Index is low

Bajaj Finserv Multi Asset Allocation Fund

An open ended scheme investing in equity and equity related instruments, debt & debt derivatives and money market instruments, Gold ETFs, Silver ETFs, exchange traded commodity derivatives and in units of REITs and InvITs

	SCHEME RISK-O-METER	BENCHMARK RISK-O-METER
This product is suitable for investors who are seeking*: ● Income generation from fixed income instruments ● Wealth creation/Capital appreciation over long term from investments in equity and equity related securities, Gold ETFs, Silver ETFs, exchange traded commodity derivatives (ETCD) and in units of REITs & InvITs *Investors should consult their financial advisers if in doubt about whether the product is suitable for them	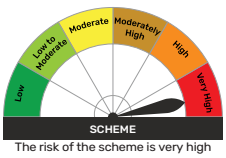 The risk of the scheme is very high	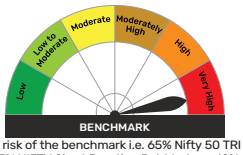 The risk of the benchmark i.e. 65% Nifty 50 TRI + 25% NIFTY Short Duration Debt Index + 10% Domestic Prices of Gold is very high

Bajaj Finserv Consumption Fund

An open ended equity scheme investing in consumption theme

	SCHEME RISK-O-METER	BENCHMARK RISK-O-METER
This product is suitable for investors who are seeking*: ● wealth creation over long term ● to invest predominantly in equity and equity related instruments of companies that are likely to benefit directly or indirectly from the domestic consumption led demand. *Investors should consult their financial advisers if in doubt about whether the product is suitable for them	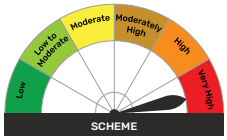 The risk of the scheme is very high	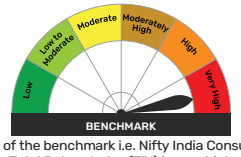 The risk of the benchmark i.e. Nifty India Consumption Total Return Index (TRI) is very high

Disclaimer

This document should not be treated as endorsement of the views/opinions or as an investment advice. This document should not be construed as a research report or a recommendation to buy or sell any security. This document alone is not sufficient and should not be used for the development or implementation of an investment strategy. The recipient should note and understand that the information provided above may not contain all the material aspects relevant for making an investment decision. The decision of the Investment Manager may not always be profitable; as such decisions are based on the prevailing market conditions and the understanding of the Investment Manager. Actual market movements may vary from the anticipated trends. Neither Bajaj Finserv Mutual Fund / Bajaj Mutual Fund Trustee Limited (formerly known as Bajaj Finserv Mutual Fund Trustee Limited) / Bajaj Asset Management Limited (Formerly known as Bajaj Finserv Asset Management Limited) nor its Directors or employees shall be liable for any damages whether direct or indirect, incidental, punitive special or consequential including lost revenue or lost profits that may arise from or in connection with the use of the information. Investors are advised to consult their own investment advisor before making any investment decision in light of their risk appetite, investment goals and horizon. This information is subject to change without any prior notice.

MUTUAL FUND INVESTMENTS ARE SUBJECT TO MARKET RISKS, READ ALL SCHEME RELATED DOCUMENTS CAREFULLY.

Risk-o-meter and Product Label.

Bajaj Finserv Healthcare Fund

An open ended equity scheme investing in pharma, healthcare and allied theme

	SCHEME RISK-O-METER	BENCHMARK RISK-O-METER
This product is suitable for investors who are seeking*: ● wealth creation over long term ● to invest predominantly in equity and equity related instruments of pharma, healthcare and allied companies. *Investors should consult their financial advisers if in doubt about whether the product is suitable for them	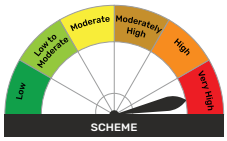 The risk of the scheme is very high	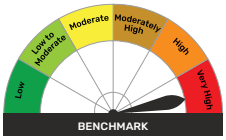 The risk of the benchmark i.e. BSE Healthcare Total Return Index (TRI) is very high

Bajaj Finserv Gilt Fund

An open ended debt scheme investing in government securities across maturity with relatively high interest rate risk and relatively low credit risk

	SCHEME RISK-O-METER	BENCHMARK RISK-O-METER
This product is suitable for investors who are seeking*: ● credit risk free returns over medium to long term ● investments mainly in government securities of various maturities *Investors should consult their financial advisers if in doubt about whether the product is suitable for them	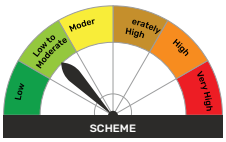 The risk of the scheme is Low to Moderate	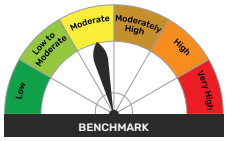 The risk of the benchmark i.e. CRISIL Dynamic Gilt Index is Moderate

Bajaj Finserv Small Cap Fund

An open ended equity scheme predominantly investing in small cap stocks

	SCHEME RISK-O-METER	BENCHMARK RISK-O-METER
This product is suitable for investors who are seeking*: ● wealth creation over long term ● to invest predominantly in equity and equity related instruments of small cap companies. *Investors should consult their financial advisers if in doubt about whether the product is suitable for them	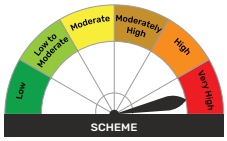 The risk of the scheme is very high	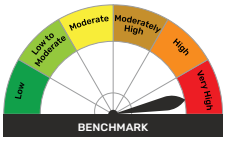 The risk of the benchmark i.e. BSE 250 SmallCap TRI is Very High

Bajaj Finserv Equity Savings Fund

An open ended scheme investing in equity, arbitrage and debt

	SCHEME RISK-O-METER	BENCHMARK RISK-O-METER
This product is suitable for investors who are seeking*: ● wealth creation over long term ● capital appreciation by investing in equity and equity related instruments and regular income through investments in fixed income securities, arbitrage and other derivative strategies. *Investors should consult their financial advisers if in doubt about whether the product is suitable for them	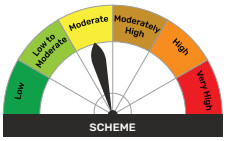 The risk of the scheme is Moderate	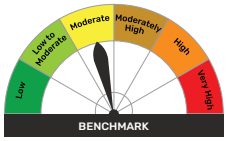 The risk of the benchmark i.e. Nifty Equity Savings TRI is moderate

Bajaj Finserv Ultra Short to Short Term Fund

An open ended debt scheme investing in instruments such that the Macaulay duration of the portfolio is between 6 months to 12 months.

	SCHEME RISK-O-METER	BENCHMARK RISK-O-METER
This product is suitable for investors who are seeking*: ● income over short term ● to generate income/capital appreciation through investments in low duration debt and money market instruments *Investors should consult their financial advisers if in doubt about whether the product is suitable for them	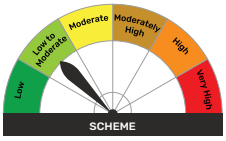 The risk of the scheme is Low to Moderate	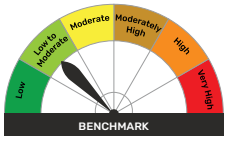 The risk of the benchmark i.e. NIFTY Low Duration Debt Index A-I is Low to Moderate

Disclaimer

This document should not be treated as endorsement of the views/opinions or as an investment advice. This document should not be construed as a research report or a recommendation to buy or sell any security. This document alone is not sufficient and should not be used for the development or implementation of an investment strategy. The recipient should note and understand that the information provided above may not contain all the material aspects relevant for making an investment decision. The decision of the Investment Manager may not always be profitable; as such decisions are based on the prevailing market conditions and the understanding of the Investment Manager. Actual market movements may vary from the anticipated trends. Neither Bajaj Finserv Mutual Fund / Bajaj Mutual Fund Trustee Limited (formerly known as Bajaj Finserv Mutual Fund Trustee Limited) / Bajaj Asset Management Limited (Formerly known as Bajaj Finserv Asset Management Limited) nor its Directors or employees shall be liable for any damages whether direct or indirect, incidental, punitive special or consequential including lost revenue or lost profits that may arise from or in connection with the use of the information. Investors are advised to consult their own investment advisor before making any investment decision in light of their risk appetite, investment goals and horizon. This information is subject to change without any prior notice.

MUTUAL FUND INVESTMENTS ARE SUBJECT TO MARKET RISKS, READ ALL SCHEME RELATED DOCUMENTS CAREFULLY.