Bajaj Finserv Large Cap Fund

(An open ended equity scheme predominantly investing in large cap stocks)

Focusing on Champions of Corporate India

November 2026



BAJAJ ASSET MANAGEMENT LIMITED (FORMERLY KNOWN AS BAJAJ FINSERV ASSET MANAGEMENT LIMITED)



What are Large Caps?

What are Large Caps?

Large Cap consists of Top 100 Companies by Market Cap

- Market Leaders
- Extensively researched by Analysts
- High Institutional Holding Both Domestic and International.



Market Cap
≈ ₹ 18,73,287 Cr to ₹ 1,06,346 crore

Mid Cap consists of Top 101st to 250th Companies by Market Cap

- Under researched by analysts,
- Under owned by FII/DII*
- Companies with High Growth potential.

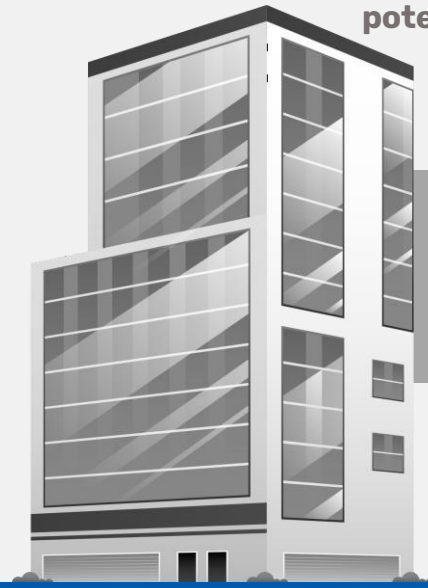

Market Cap
≈ ₹ 1,06,278 cr to ₹ 33,664 cr

Small Cap Consists of 251st Company and below by Market Cap

- Early-Stage companies
- Volatile Growth Story
- Under owned by FII/DII
- Under researched by analysts.



Market Cap
below ₹ 33,664 cr

*FII- Foreign Institutional Investors
*DII- Domestic Institutional Investors

Source: Categorisation of Large, Mid and Small Cap Stocks (Jan – Jul 2026), AMFI | Data as per latest available

Risk Return Matrix of Equity Funds

Potential Return



Large Cap Funds

Large & Mid Cap Funds

Multi Cap Funds

Dividend Yield Funds

Value Funds and Contra Funds

ELSS

Mid Cap Funds

Small Cap Funds

Thematic Funds and Sectoral Funds

Risk



India poised to grow with Champions of Corporate India at the forefront

Gearing up for India's Golden Era

GDP Growth Rate (%)

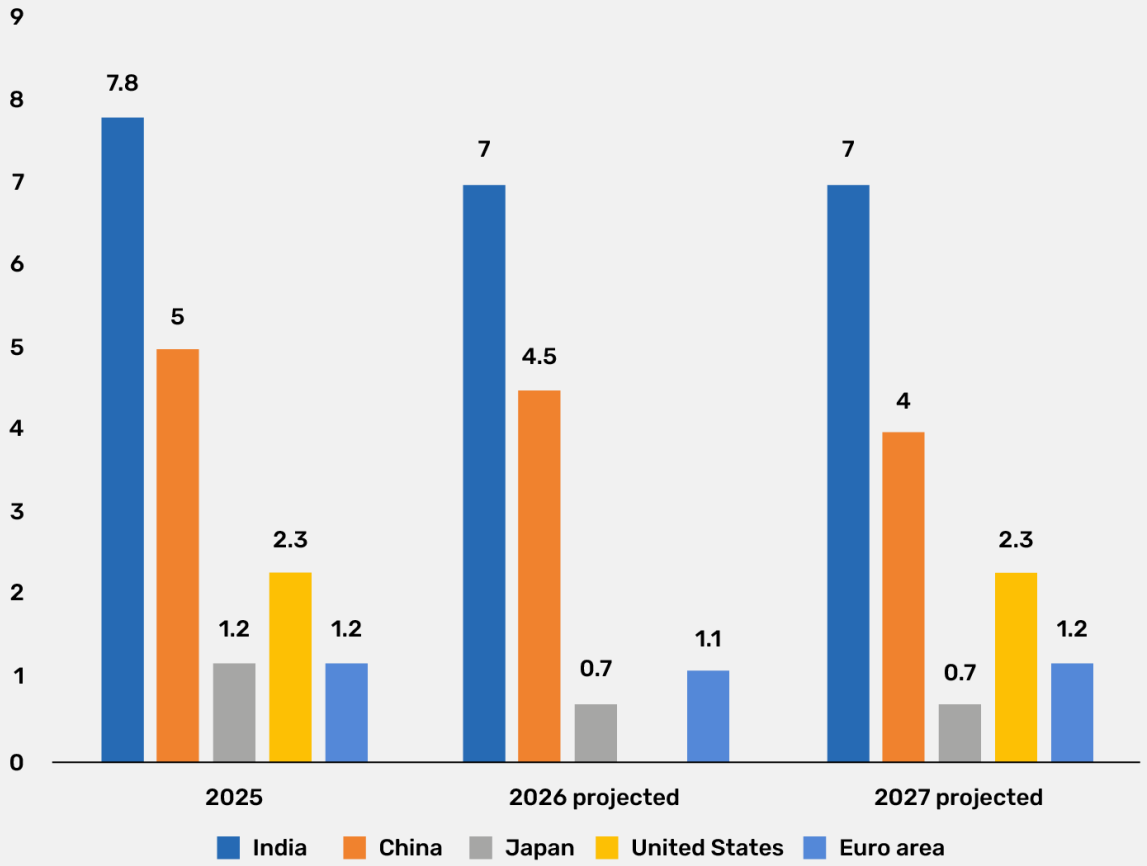

Source: IMF World Economic Outlook, October 2026



- India has historically exceeded global performance estimates on growth.
- Large caps are likely to be major beneficiary from India's GDP (Gross Domestic Product) growth through increased consumer demand and expanded investment opportunities.



Why Invest in Bajaj Finserv Large Cap Fund?

If You Buy The Index, You Cannot Beat The Index

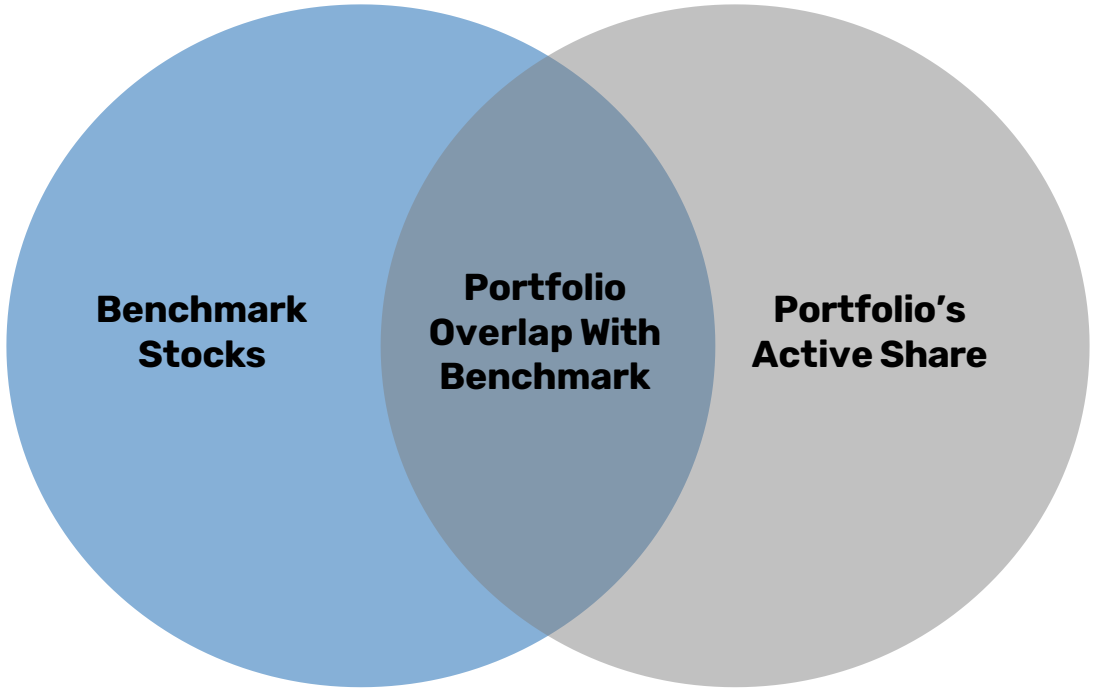

- Bajaj Finserv Large Cap Fund will aim to have a high Active Share which would indicate that the fund will take high conviction bets in select stocks for growth.
- Active Share measures the percentage of stock holdings, that deviates from the benchmark index.
- We believe and practice that "if you buy the index, you cannot beat the index."
- Traditional indices reflect the past, but our investment strategy looks ahead, positioning your portfolio for future opportunities and growth.

How Active Share Works

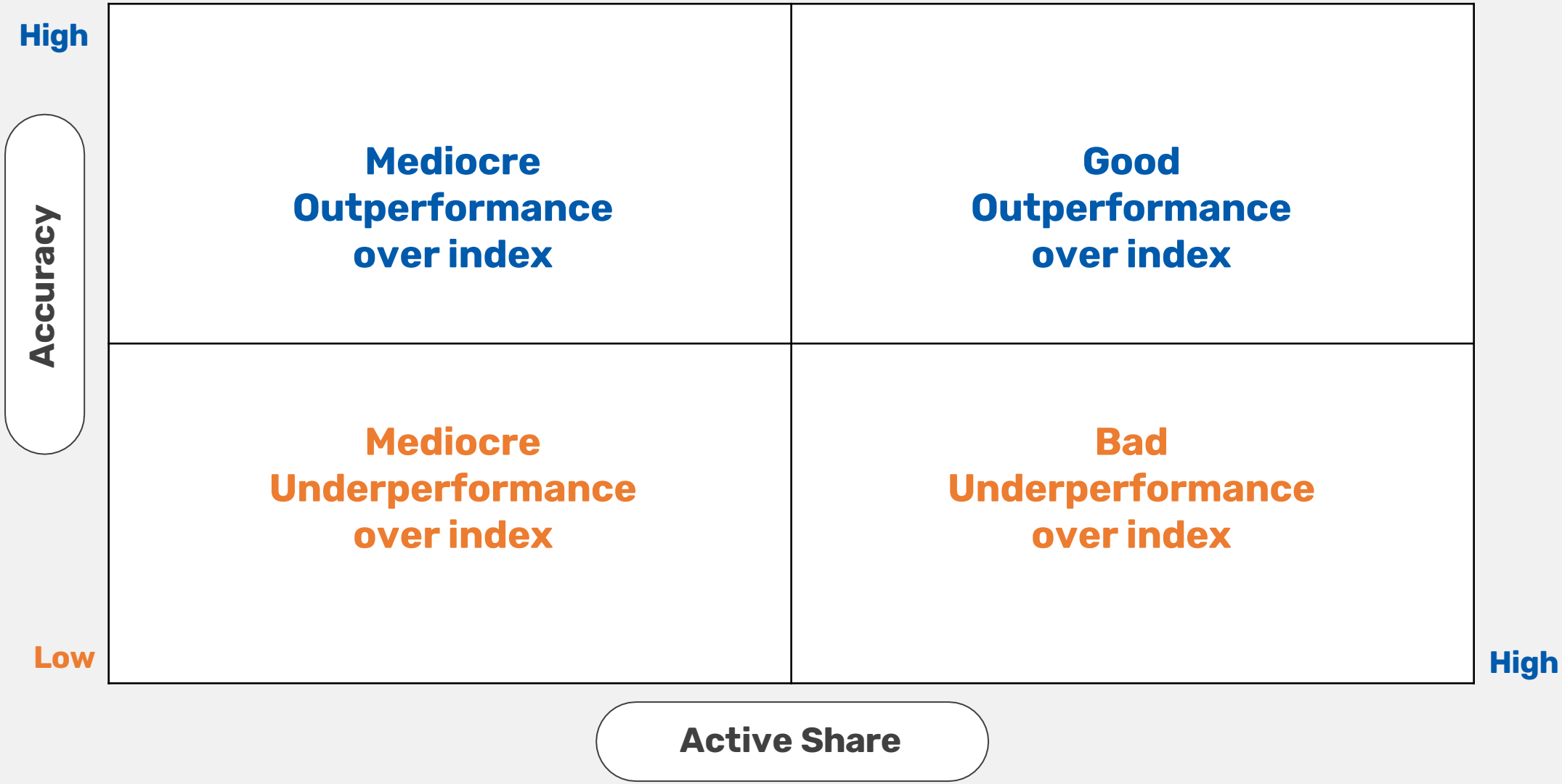

Concentrated Portfolio of 25 to 30 stocks for optimum risk return reward*

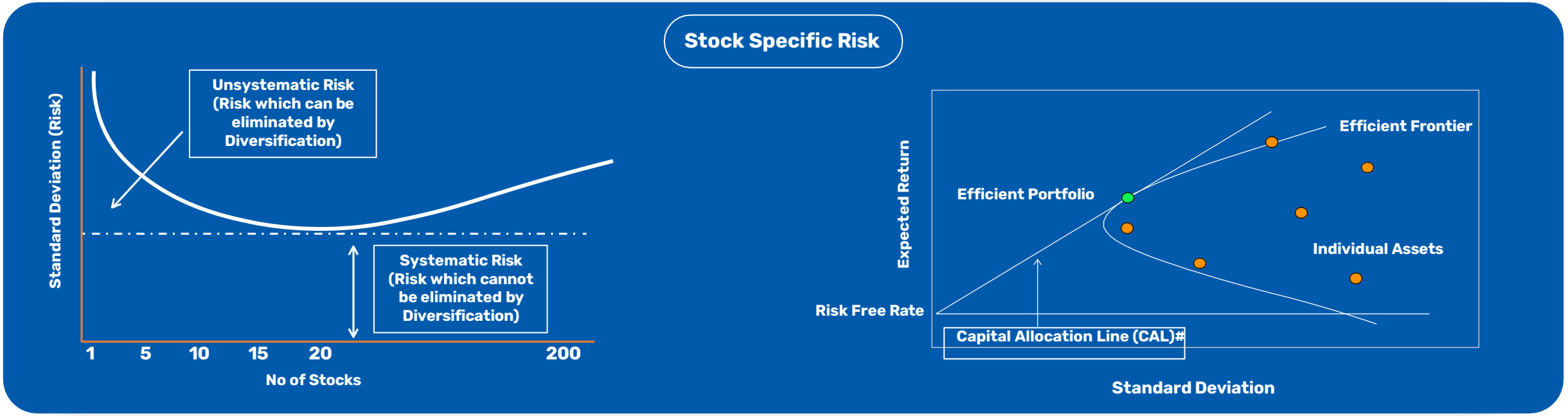

Research indicates that holding 20-30 stocks provides statistically significant diversification benefits, reducing portfolio-specific risk.

Introduced by Nobel laureate Harry Markowitz in 1952, MPT (Modern Portfolio Theory) optimizes expected returns for a given risk level by diversifying across different asset types.

Our strategy is to build a portfolio of approximately 25 to 30 stocks*, aiming for optimal risk diversification consistent with MPT principles.

*The above investment strategy is based on prevailing market conditions and opportunities available at the time of investment. The Fund Manager reserves the right to change the count of stocks invested based on the SID and the opportunities available at the time of investment done,
Position in derivatives will not be considered for the computation of total number of stocks in the portfolio
#The Capital Allocation Line (CAL) is a line that graphically depicts the risk-and-reward profile of assets and can be used to find the optimal portfolio.

Our strategy

Highly Concentrated Portfolio with high conviction in stock selection

+

High Active Share with aim to outperform the benchmark index over long-term



Bajaj Finserv Large Cap Fund

Our investment philosophy

IN — INFORMATION EDGE

- Outperform the market on superior information collection

QU — QUANTITATIVE EDGE

- Outperform the market on processing information
- Better Quant models, Analytical models

BE — BEHAVIORAL EDGE

- Outperform the market by better decision making
- Take advantage of crowd over-reaction and underreaction
- Reduce one's own behavioral pitfalls

Hunting Ideas

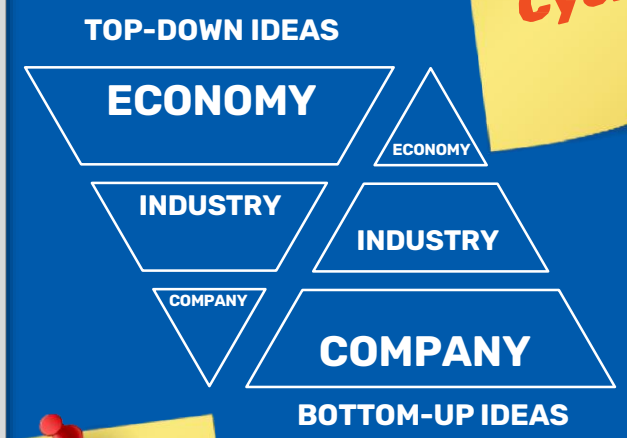

Cycles

Behavioral Screening

Analysing Ideas

- Business
- Management
- Valuation

Checklist

Pre-mortem

Allocating

- Size
- Quality
- Value
- Growth
- Risk

Journal

Quant

Pre-commitment

Portfolio construction process



Large Cap Universe

100

INQUBE

Bottom-up stock selection approach supported by our in-house investment philosophy

Bajaj Finserv Large Cap Fund





BAJAJ FINSERV LARGE CAP FUND

(An open ended equity scheme predominantly investing in large cap stocks)

November 2026

Company name	% to NAV	Mapping#	Underweight/Overweight (-5 -4 -3 -2 -1 0 1 2 3 4 5)
ICICI Bank Limited	8.9%	S P	
HDFC Bank Limited	8.1%	S P	
Reliance Industries Limited	6.8%	S C	
Bharti Airtel Limited	5.4%	P E	
Divi's Laboratories Limited	4.7%	M	
Grasim Industries Limited	4.0%	S C	
Tata Consultancy Services Limited	3.9%	C E	
LG Electronics India Ltd	3.6%	D M	
Kotak Mahindra Bank Limited	3.5%	E P	
The Indian Hotels Company Limited	3.5%	S P	
State Bank of India	3.4%	S C	
SBI Life Insurance Company Limited	3.4%	D	
Tata Steel Limited	3.3%	S C	
Eternal Limited	3.1%	E	
Larsen & Toubro Limited	2.9%	E	
Vedanta Aluminium Metal Limited	2.9%	S C	

Company name	% to NAV	Mapping#	Underweight/Overweight (-5 -4 -3 -2 -1 0 1 2 3 4 5)
Bajaj Auto Limited	2.7%	S C	
Tech Mahindra Limited	2.6%	C P	
Infosys Limited	2.3%	S C	
DLF Limited	2.3%	S E	
TVS Motor Company Limited	2.1%	E S	
Titan Company Limited	2.0%	P S	
United Spirits Limited	1.9%	D P	
Bajaj Finance Limited	1.9%	S C P	
Coal India Limited	1.8%	S	
Asian Paints Limited	1.3%	D P	
Trent Limited	1.3%	D E	
Bajaj Housing Finance Limited	1.1%	S	
Sun Pharmaceutical Industries Limited	0.9%	M	
Samvardhana Motherson International Limited	0.8%	M S	
Hyundai Motor India Ltd	0.4%	M S	
Apollo Hospitals Enterprise Limited	0.2%	D E	

SCALE · COST · DISTRIBUTION · EXECUTION · PROFITABILITY · MANUFACTURING · SUSTAINABILITY

Bajaj Finserv Large Cap Fund reflects a balanced yet growth-oriented approach with a strong emphasis on market leaders across diversified sectors. The core thesis focuses on long-term sustainability and market dominance.

Blue-chip stock allocation
Preference for established market players with potential for returns in long term, even in volatile conditions.

Pharmaceuticals & insurance exposure
Highlights belief in healthcare and financial protection as critical for navigating uncertainties and sectoral resilience.

Consumer staples & telecom presence
Indicates belief in steady cash flow generation due to recurring demand, regardless of market disruptions.

Digital economy exposure
Reflects optimism in India's tech-driven transformation and future growth potential.

The fund's portfolio is strategically constructed on the back of high conviction investment ideas. Furthermore, the overall philosophy revolves around balancing defensive plays with selective growth opportunities, underpinned by quality, market leadership, and sectoral resilience.
The sequence, relationship and nature of trends in these assets helps understand and anticipate market movements driven by psychological factors, leading to more informed and effective investment decisions.
By integrating behavioural insights with fundamental analysis, our model offers a comprehensive approach to asset allocation, optimizing returns while managing risks.



Active Share measures the percentage of stock holdings, based on weights (% to NAV) in an investment manager's portfolio that differs from the benchmark index.

- A low Active Share score is said to indicate that a portfolio manager is closely replicating the benchmark index and engaging in a passive investment strategy.
- A high Active Share score is said to indicate that a fund's holdings differ from the benchmark index and that the portfolio manager is actively managing it.

Active Share : 45% **Portfolio Overlap: 55%**

Data as on 31st October 2026 | #Internal Analysis

Mutual Fund investments are subject to market risks, read all scheme related documents carefully.

Bajaj Finserv Large Cap Fund

An open ended equity scheme predominantly investing in large cap stocks

Market Cap Breakup

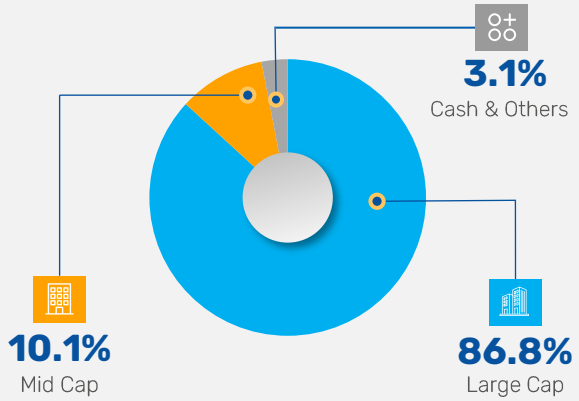

Portfolio Concentration

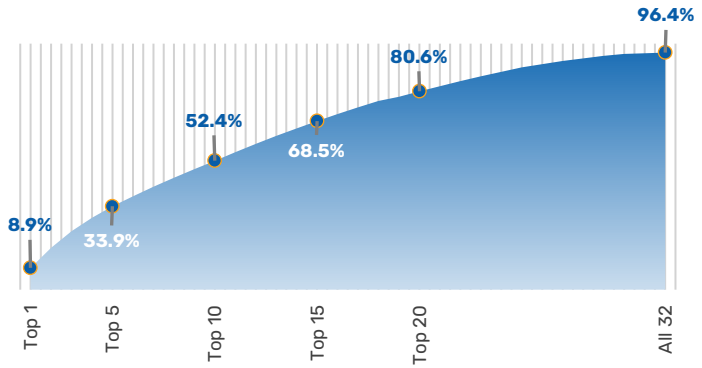

Top 10 Industries

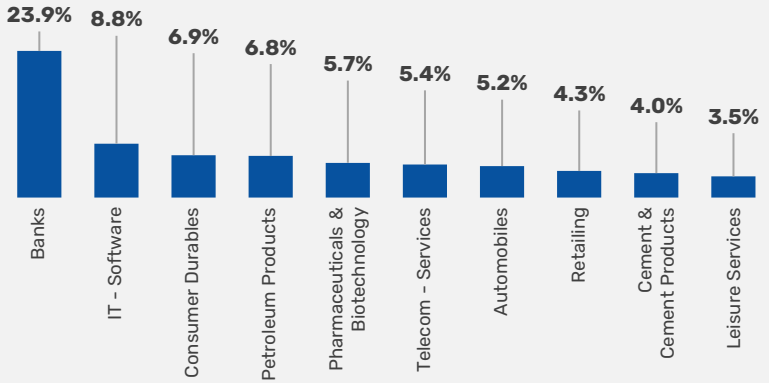

Top 10 Underweight & Overweight Industries

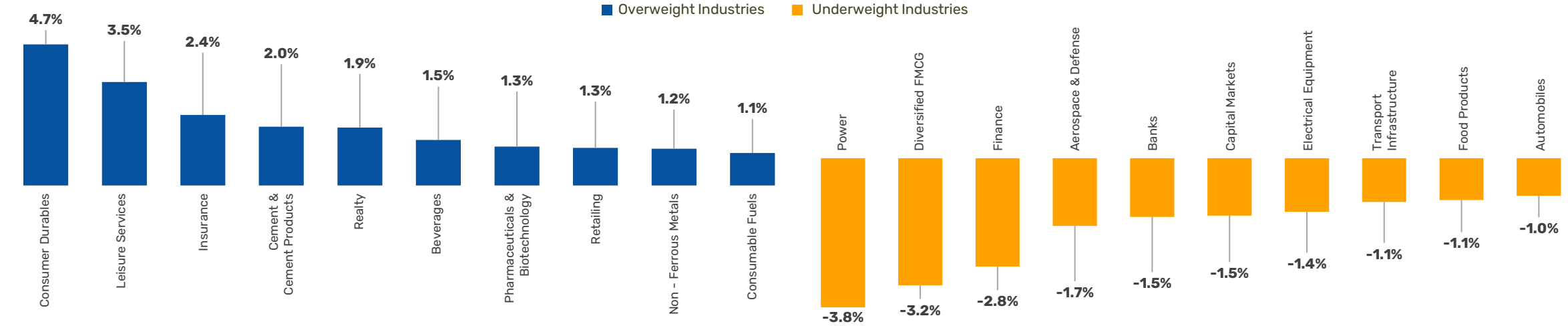

All data as on 31st October 2026. Active Share, Top 10 Overweight and Top 10 Underweight is calculated vis-a-vis Scheme Benchmark i.e. Nifty 100 Total Return Index (TRI) | Source: Internal Analysis

PERFORMANCE SUMMARY

SCHEME	6 MONTHS	1 YEAR	2 YEAR	SINCE INCEPTION
	ABSOLUTE RETURNS (%)*	ANNUALISED RETURN (%)*		
Bajaj Finserv Large Cap Fund*	-1.55	-5.57	-0.67	-1.51
Nifty 100 TRI	-2.96	-8.18	-1.38	-2.25

*Bajaj Finserv Large Cap Fund- REG- Growth | For complete performance details, refer to page no. 21

SCHEME VS BENCHMARK

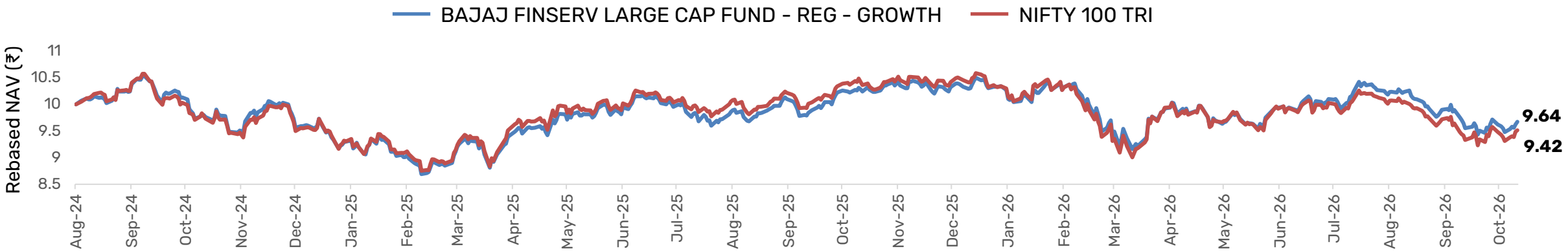

DISCLAIMER: Returns <1 Yr Absolute, ≥ AGR. Absolute Return and Annualised Return are calculated on a point to point basis. Ratios are calculated for a period of 3 years with monthly rolling and monthly frequency and Risk-free rate of 5.74% is based on the TREPS rate as on the last working day of the month. For Bajaj AMC schemes, ratios are calculated since inception with monthly rolling and monthly frequency. Max Drawdown is calculated within the one-day range. Returns for global funds pertains to previous business day as NAVs are disclosed at one day lag.

Data as on 30th October, 2026 | Source: Internal Analysis, MFI360, Bloomberg | Past performance may or may not be sustained in future.

RISK AND PERFORMANCE METRICS

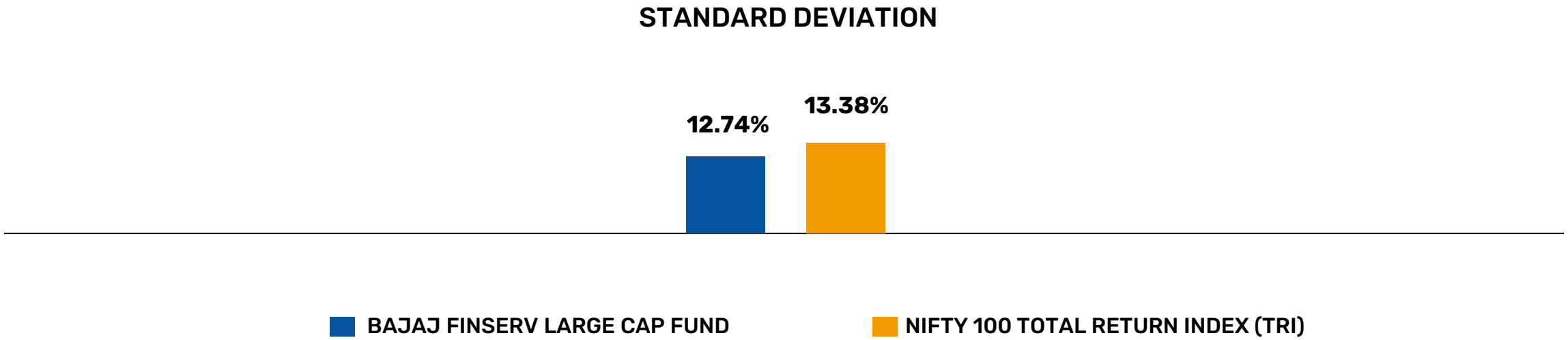

With a standard deviation of 12.74% versus 13.38% for the benchmark, the scheme has delivered robust risk-adjusted returns at lower volatility.

A **beta of 0.93** since inception highlight its resilient profile and consistently outperformed through prudent portfolio construction and stock selection.

Risk Free Rate of Return: 5.74% | Data as on 30th October, 2026; calculated since inception | Source: Internal Analysis, MFI360, Bloomberg | Past performance may or may not be sustained in future.

FUNDAMENTALS

With a 29.25% EPS growth outlook and a comparatively lower PEG ratio of 1.05, the fund demonstrates a valuation edge versus the benchmark.

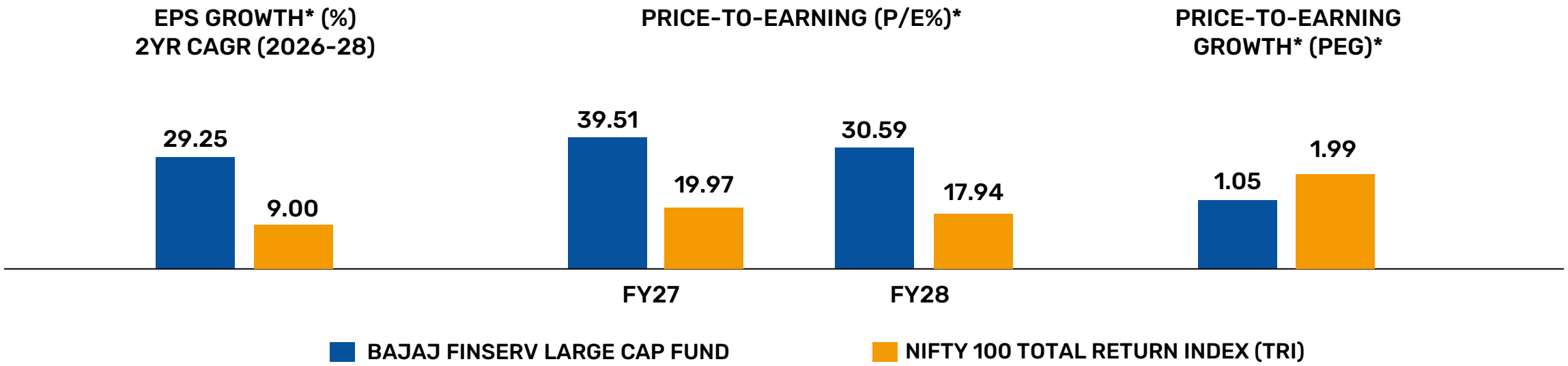

With an expected EPS growth of 29.25% over FY26–28 versus 9.00% for the benchmark, the fund reflects a portfolio positioned for robust earnings growth.

With a P/E of 39.51x versus 19.97x for the benchmark, the fund reflects a portfolio of companies with robust growth potential.

The fund's lower PEG ratio of 1.05 versus 1.99 for the benchmark indicates growth potential at more reasonable valuations.

*Expected

Scheme features

Scheme Type
An open ended equity scheme predominantly investing in large cap stocks

Plans
Bajaj Finserv Large Cap Fund - Regular Plan | Bajaj Finserv Large Cap Fund - Direct Plan

Option
Growth & IDCW

Minimum Application Amount
Rs. 500 (Plus multiples of Re.1)

Minimum Additional Application
Rs. 100 (Plus multiples of Re.1)

Entry Load
Nil

Exit Load
For each purchase of units through Lumpsum / switch-in / Systematic Investment Plan (SIP) and Systematic Transfer Plan (STP), exit load will be as follows:

- if units are redeemed / switched out within 6 months from the date of allotment: 1% of applicable NAV.
- if units are redeemed/switched out after 6 months from the date of allotment, no exit load is payable.

The Scheme will not levy exit load in case the timelines for rebalancing portfolio as stated in SEBI Master Circular for Mutual Funds dated June 27, 2024, is not complied with.

Fund Manager
Mr. Nimesh Chandan and Mr. Sorbh Gupta (Equity Portion) | Mr. Siddharth Chaudhary (Debt Portion)

Benchmark Index
Nifty 100 Total Return Index (TRI)

SIP / SWP / STP
Available

NAV (in Rs.): Regular-Growth: 9.6720 | **Direct-Growth:** 9.9950

AUM (in Rs.): 1,569.57 cr

BER: Regular: 1.81% Direct: 0.52%

To know theTotal Expense Ratio (TER), please visit https://www.bajajamc.com/downloads?ter=

Bajaj Finserv Large Cap Fund

Period	Fund Returns (%)	Benchmark Returns (%)	Additional Benchmark Returns (%)	Value of Investment of Rs.10,000 Fund (Rs)	Benchmark (Rs)	Additional Benchmark (Rs)
Bajaj Finserv Large Cap Fund - Regular - Growth						
Last 1 Year	-5.57%	-8.18%	-9.45%	9,443	9,182	9,055
Since Inception	-1.51%	-2.25%	-2.04%	9,672	9,514	9,559
Bajaj Finserv Large Cap Fund - Direct - Growth						
Last 1 Year	-4.15%	-8.18%	-9.45%	9,585	9,182	9,055
Since Inception	-0.02%	-2.25%	-2.04%	9,995	9,514	9,559

Returns as on 30th October, 2026

Past performance may or may not be sustained in future. Different Plans i.e. Regular Plan and Direct Plan under the scheme have different expense structure. **Benchmark:** Nifty 100 Total Return Index (TRI) **Additional Benchmark:** Nifty 50 TRI. **Inception Date:** 20th August 2024

Period for which scheme's performance has been provided is computed basis last day of the previous month preceding the date of this material. Returns greater than 1 year are compounded annualized.

Face Value per unit: Rs. 10.

The Fund Managers of the scheme: Mr. Nimesh Chandan (Equity Portion), Mr. Sorbh Gupta (Equity Portion) and Mr. Siddharth Chaudhary (Debt Portion). For the performance of other schemes managed by the Fund Managers which have completed 1 year or more than 1 year since inception, refer to the table below.

Mr. Nimesh Chandan manages Bajaj Finserv Ultra Short to Short Term Fund.

Mr. Siddharth Chaudhary manages debt portion of Bajaj Finserv Banking and Financial Services Fund. He also manages Bajaj Finserv Ultra Short to Short Term Fund.

Bajaj Finserv Large Cap Fund

Bajaj Finserv Large Cap Fund - Regular Plan - Growth					NIFTY 100		Nifty 50 TRI	
Period	SIP Start Date	Total Amount Invested(Rs.)	Market Value (Rs.)	Scheme Returns (CAGR %)	Market Value (Rs.)	Benchmark Returns (CAGR%)	Market Value (Rs.)	Benchmark Returns (CAGR%)
1-Years SIP	03-Nov-2025	11,998	1,16,043	-6.09	1,14,681	-8.16	1,14,109	-9.03
Since Inception SIP	20-Aug-2024	27,466	2,65,647	-1.40	2,61,064	-2.88	2,59,147	-3.50

Returns as on 30th October, 2026. Past performance may or may not be sustained in future.

The Fund offers flexible and convenient Systematic Investment Plan (SIP) facility. SIP calculations made on Rs. 10,000. SIP Performances is computed considering SIP Investment on 1st business day of every month. "Since Inception SIP" performance are computed considering 1st instalment on allotment date and thereafter on1st business day of every subsequent month.

Other Schemes Managed by Fund Managers

Name of Fund Managers: Mr. Nimesh Chandan, Mr. Sorbh Gupta and Mr. Siddharth Chaudhary.

	1 Year			3 Year			5 Year		
Fund Name	**Regular**	**Direct**	**Benchmark**	**Regular**	**Direct**	**Benchmark**	**Regular**	**Direct**	**Benchmark**
Bajaj Finserv Balanced Advantage Fund^	-3.15%	-1.62%	-4.68%	NA	NA	NA	NA	NA	NA
Bajaj Finserv Flexi Cap Fund$	-0.96%	0.30%	-7.15%	14.22%	15.80%	9.95%	NA	NA	NA
Bajaj Finserv ELSS - Tax Saver Fund!	-5.96%	-4.35%	-7.15%	NA	NA	NA	NA	NA	NA
Bajaj Finserv Multi Cap Fund!!!	0.53%	2.00%	-5.53%	NA	NA	NA	NA	NA	NA
Bajaj Finserv Money Market Fund#	5.62%	6.31%	6.32%	6.63%	7.28%	7.04%	NA	NA	NA
Bajaj Finserv Banking and PSU Debt Fund$$	3.26%	3.82%	3.61%	NA	NA	NA	NA	NA	NA
Bajaj Finserv Overnight Fund**	5.29%	5.34%	5.25%	5.99%	6.04%	6.02%	NA	NA	NA
Bajaj Finserv Liquid Fund##	6.27%	6.48%	6.38%	6.72%	6.91%	6.83%	NA	NA	NA
Bajaj Finserv Arbitrage Fund@	5.88%	6.62%	7.32%	6.23%	6.98%	7.41%	NA	NA	NA
Bajaj Finserv Large & Mid Cap Fund^^	-6.25%	-4.93%	-5.98%	NA	NA	NA	NA	NA	NA
Bajaj Finserv Nifty 1D Rate Liquid ETF - Growth$$$	4.84%	NA	5.23%	NA	NA	NA	NA	NA	NA
Bajaj Finserv Multi Asset Allocation Fund^^^	-1.13%	0.31%	-3.48%	NA	NA	NA	NA	NA	NA
Bajaj Finserv Consumption Fund@@@	-11.00%	-9.54%	-9.97%	NA	NA	NA	NA	NA	NA
Bajaj Finserv Healthcare Fund###	17.25%	19.24%	13.22%	NA	NA	NA	NA	NA	NA
Bajaj Finserv Gilt Fund!!	3.10%	4.01%	0.95%	NA	NA	NA	NA	NA	NA
Bajaj Finserv Small Cap Fund&&&	5.91%	7.46%	-4.62%	NA	NA	NA	NA	NA	NA
Bajaj Finserv Equity Savings Fund****	2.73%	3.86%	0.39%	NA	NA	NA	NA	NA	NA

Data as on 30th October, 2026.

Inception Dates: Bajaj Finserv Balanced Advantage Fund - 15th Dec 2023, Bajaj Finserv Flexi Cap Fund - 14th Aug 2023, Bajaj Finserv ELSS - Tax Saver Fund - 29th Jan 2025, Bajaj Finserv Multi Cap Fund - 27th Feb 2025, Bajaj Finserv Money Market Fund - 24th Jul 2023, Bajaj Finserv Banking and PSU Debt Fund - 13th Nov 2023, Bajaj Finserv Overnight Fund - 05th Jul 2023, Bajaj Finserv Liquid Fund - 05th Jul 2023, Bajaj Finserv Arbitrage Fund - 15th Sep 2023, Bajaj Finserv Large & Mid Cap Fund - 27th Feb 2024, Bajaj Finserv Nifty 1D Rate Liquid ETF - 28th May 2024, Bajaj Finserv Multi Asset Allocation Fund - 03rd Jun 2024, Bajaj Finserv Consumption Fund - 29th Nov 2024, Bajaj Finserv Healthcare Fund - 27th Dec 2024, Bajaj Finserv Gilt Fund - 15th Jan 2025, Bajaj Finserv Small Cap Fund - 18th Jul 2025 and Bajaj Finserv Equity Savings Fund - 19th Aug 2025

Disclaimer: Past performance may or may not be sustained in the future. Different plans have different expense structure. Period for which scheme's performance has been provided is computed basis last day of the previous month preceding the date of this material. Returns are compounded annualized.

Benchmark: ^NIFTY 50 Hybrid Composite debt 50:50 Index, $BSE 500 TRI, !BSE 500 Total Return Index (TRI), !!!Nifty 500 Multicap 50:25:25 TRI, #NIFTY Money Market Index A-I, $$Nifty Banking & PSU Debt Index A-II, **CRISIL Liquid Overnight Index, ##NIFTY Liquid Index A-I, @Nifty 50 Arbitrage Index (TRI), ^^Nifty Large Midcap 250 TRI, $$$Nifty 1D Rate Index, ^^^65% Nifty 50 TRI + 25% NIFTY Short Duration Debt Index + 10% Domestic Prices of Gold, @@@Nifty India Consumption Total Return Index (TRI), ###BSE Healthcare Total Return Index (TRI), !!CRISIL Dynamic Gilt Index, &&&BSE 250 SmallCap TRI and ****Nifty Equity Savings Index.

Product Label

Bajaj Finserv Large Cap Fund

An open ended equity scheme predominantly investing in large cap stocks

This product is suitable for investors who are seeking*:

- Wealth creation over long term
- To invest predominantly in equity and equity related instruments of large cap companies

*Investors should consult their financial advisers if in doubt about whether the product is suitable for them

Riskometer

Scheme	Benchmark
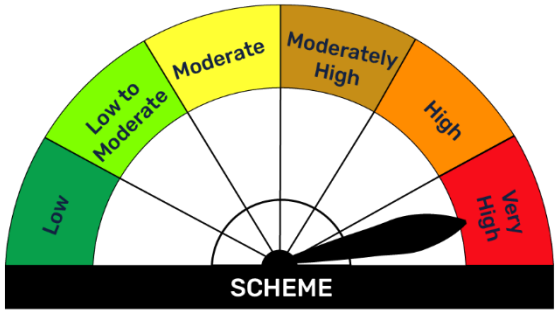	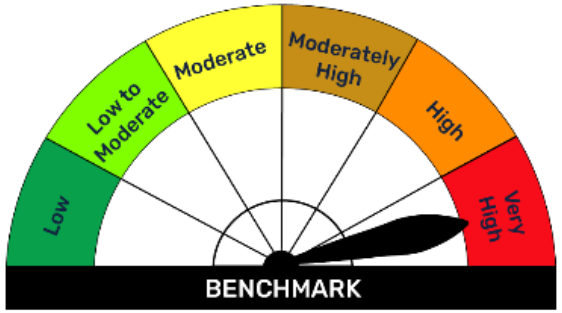
The risk of the scheme is very high	The risk of the benchmark i.e. Nifty 100 Total Return Index (TRI) is very high

Mutual Fund investments are subject to market risks, read all scheme related documents carefully.

Potential Risk Class (PRC)

Bajaj Finserv Banking and PSU Debt Fund

POTENTIAL RISK CLASS (Maximum risk the scheme can take)			
Credit Risk → / Interest Rate Risk ↓	Relatively Low (Class A)	Moderate (Class B)	Relatively High (Class C)
Relatively Low (Class I)			
Moderate (Class II)			
Relatively High (Class III)		B-III	
B-III - A Scheme with Relatively High Interest Rate Risk and Moderate Credit Risk			

Bajaj Finserv Money Market Fund

POTENTIAL RISK CLASS (Maximum risk the scheme can take)			
Credit Risk → / Interest Rate Risk ↓	Relatively Low (Class A)	Moderate (Class B)	Relatively High (Class C)
Relatively Low (Class I)		B-I	
Moderate (Class II)			
Relatively High (Class III)			
B-I - A Scheme with Relatively Low Interest Rate Risk and Moderate Credit Risk			

Bajaj Finserv Nifty 1D Rate Liquid ETF - Growth

POTENTIAL RISK CLASS (Maximum risk the scheme can take)			
Credit Risk → / Interest Rate Risk ↓	Relatively Low (Class A)	Moderate (Class B)	Relatively High (Class C)
Relatively Low (Class I)	A-I		
Moderate (Class II)			
Relatively High (Class III)			
A-I – A Scheme with Relatively Low Interest Rate Risk and Relatively Low Credit Risk.			

Bajaj Finserv Gilt Fund

POTENTIAL RISK CLASS (Maximum risk the scheme can take)			
Credit Risk → / Interest Rate Risk ↓	Relatively Low (Class A)	Moderate (Class B)	Relatively High (Class C)
Relatively Low (Class I)			
Moderate (Class II)			
Relatively High (Class III)	A-III		
A-III – A Scheme with Relatively High interest rate risk and Relatively Low credit risk.			

Bajaj Finserv Liquid Fund

POTENTIAL RISK CLASS (Maximum risk the scheme can take)			
Credit Risk → / Interest Rate Risk ↓	Relatively Low (Class A)	Moderate (Class B)	Relatively High (Class C)
Relatively Low (Class I)		B-I	
Moderate (Class II)			
Relatively High (Class III)			
B-I – A Scheme with Relatively Low Interest Rate Risk and Moderate Credit Risk			

Bajaj Finserv Overnight Fund

POTENTIAL RISK CLASS (Maximum risk the scheme can take)			
Credit Risk → / Interest Rate Risk ↓	Relatively Low (Class A)	Moderate (Class B)	Relatively High (Class C)
Relatively Low (Class I)	A-I		
Moderate (Class II)			
Relatively High (Class III)			
A-I – A Scheme with Relatively Low Interest Rate Risk and Relatively Low Credit Risk.			

Risk-o-meter and Product Label.

Bajaj Finserv Banking and PSU Debt Fund

An open ended debt scheme predominantly investing in Debt instruments of banks, Public Sector Undertakings, Public Financial Institutions and Municipal Bonds with relatively high interest rate risk and moderate credit risk.

	SCHEME RISK-O-METER	BENCHMARK RISK-O-METER
This product is suitable for investors who are seeking*: ● Income over short to medium term ● Investment primarily in securities issued by Scheduled Commercial Banks (SCBs), Public Sector undertakings (PSUs), Public Financial Institutions (PFIs), Municipal Corporations and such other bodies *Investors should consult their financial advisers if in doubt about whether the product is suitable for them	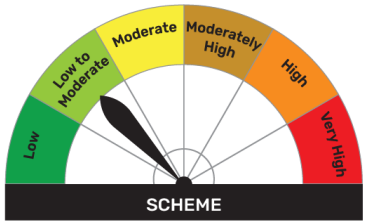 The risk of the scheme is Low to Moderate	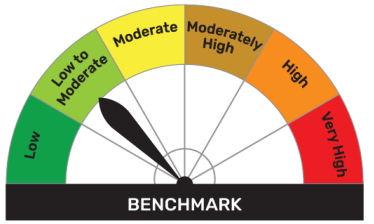 The risk of the benchmark i.e. Nifty Banking & PSU Debt Index A-II is Low to Moderate

Bajaj Finserv Arbitrage Fund

An open ended scheme investing in arbitrage opportunities

	SCHEME RISK-O-METER	BENCHMARK RISK-O-METER
This product is suitable for investors who are seeking*: ● Short term income generation ● income through arbitrage opportunities in the cash and derivatives segments of the equity markets *Investors should consult their financial advisers if in doubt about whether the product is suitable for them	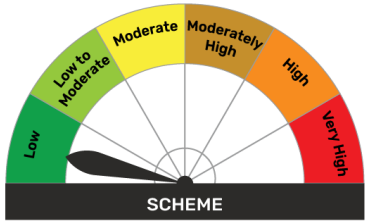 The risk of the scheme is low	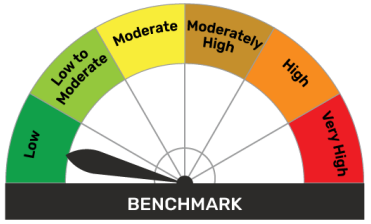 The risk of the benchmark i.e. Nifty 50 Arbitrage Index (TRI) is low

Bajaj Finserv Money Market Fund

An open ended debt scheme investing in money market instruments with Relatively Low Interest Rate Risk and Moderate Credit Risk.

	SCHEME RISK-O-METER	BENCHMARK RISK-O-METER
This product is suitable for investors who are seeking*: ● Income over short term. ● Investment in money market instruments that seeks to provide reasonable returns, commensurate with low risk while providing a high level of liquidity *Investors should consult their financial advisers if in doubt about whether the product is suitable for them	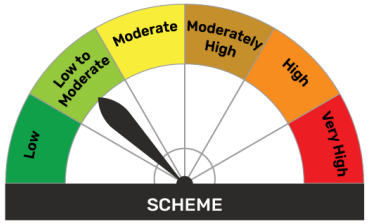 The risk of the scheme is Low to Moderate	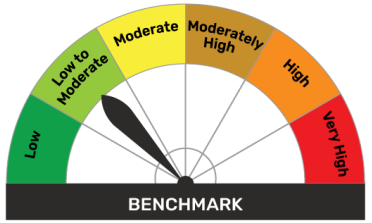 The risk of the benchmark i.e. NIFTY Money Market Index A-I is Low to Moderate

BAJAJ FINSERV MULTI ASSET ALLOCATION FUND

An open ended scheme investing in equity and equity related instruments, debt & debt derivatives and money market instruments, Gold ETFs, Silver ETFs, exchange traded commodity derivatives and in units of REITs and InvITs

	SCHEME RISK-O-METER	BENCHMARK RISK-O-METER
This product is suitable for investors who are seeking*: ● Income generation from fixed income instruments ● Wealth creation/Capital appreciation over long term from investments in equity and equity related securities, Gold ETFs, Silver ETFs, exchange traded commodity derivatives (ETCD) and in units of REITs & InvITs *Investors should consult their financial advisers if in doubt about whether the product is suitable for them	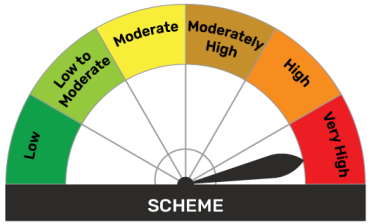 The risk of the scheme is very high	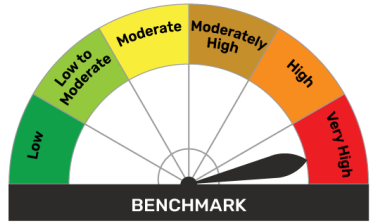 The risk of the benchmark i.e. 65% Nifty 50 TRI + 25% NIFTY Short Duration Debt Index + 10% Domestic Prices of Gold is very high

Bajaj Finserv Liquid Fund

An open ended Liquid scheme with Relatively Low Interest Rate Risk and Moderate Credit Risk

	SCHEME RISK-O-METER	BENCHMARK RISK-O-METER
This product is suitable for investors who are seeking*: ● Regular income over short term. ● Investment in money market and debt instruments, with maturity up to 91 days *Investors should consult their financial advisers if in doubt about whether the product is suitable for them	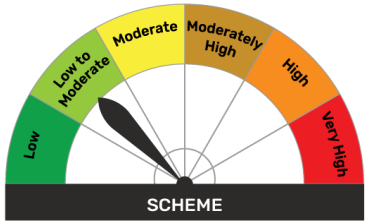 The risk of the scheme is Low to Moderate	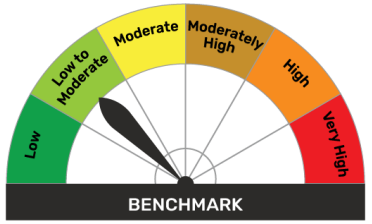 The risk of the benchmark i.e. NIFTY Liquid Index A-I is Low to Moderate

Bajaj Finserv Large & Mid Cap Fund

An open ended equity scheme investing in both large cap and mid cap stocks

	SCHEME RISK-O-METER	BENCHMARK RISK-O-METER
This product is suitable for investors who are seeking*: ● Wealth creation over long term ● Open ended equity scheme investing in both large cap and mid cap stocks *Investors should consult their financial advisers if in doubt about whether the product is suitable for them	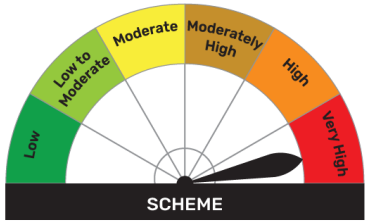 The risk of the scheme is very high	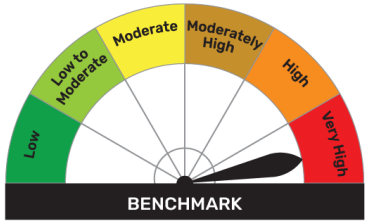 The risk of the benchmark i.e. Nifty Large Midcap 250 TRI is very high

Bajaj Finserv Overnight Fund

An open ended debt scheme investing in overnight securities with Relatively Low Interest Rate Risk and Relatively Low Credit Risk.

	SCHEME RISK-O-METER	BENCHMARK RISK-O-METER
This product is suitable for investors who are seeking*: ● Regular income over short term that may be in line with the overnight call rates. ● Investment in money market and debt instruments, with overnight maturity *Investors should consult their financial advisers if in doubt about whether the product is suitable for them	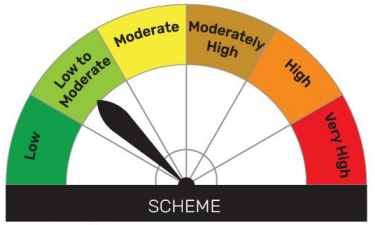 The risk of the scheme is Low to Moderate	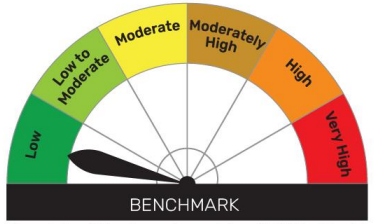 The risk of the benchmark i.e. CRISIL Liquid Overnight Index is low

Bajaj Finserv Nifty 1D Rate Liquid ETF - Growth

An open ended Exchange Traded Fund tracking Nifty 1D Rate Index with Relatively Low Interest Rate Risk and Relatively Low Credit Risk

	SCHEME RISK-O-METER	BENCHMARK RISK-O-METER
This product is suitable for investors who are seeking*: ● Short term savings solution. ● An open ended Exchange Traded Fund liquid scheme, that aims to provide returns by investing in securities covered by Nifty 1D Rate Index with low risk and a high level of liquidity, subject to tracking error. *Investors should consult their financial advisers if in doubt about whether the product is suitable for them	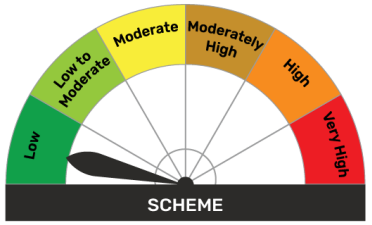 The risk of the scheme is Low	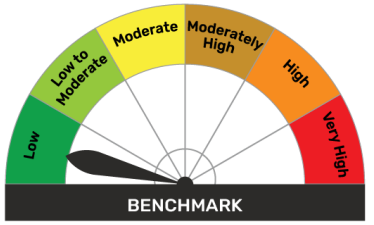 The risk of the benchmark i.e. Nifty 1D Rate Index is low

Bajaj Finserv Balanced Advantage Fund

An open ended dynamic asset allocation fund investing in debt and equity instruments only

	SCHEME RISK-O-METER	BENCHMARK RISK-O-METER
This product is suitable for investors who are seeking*: ● To generate wealth creation over long term ● Dynamic asset allocation between equity and equity related instruments including derivatives, and fixed income instruments *Investors should consult their financial advisers if in doubt about whether the product is suitable for them	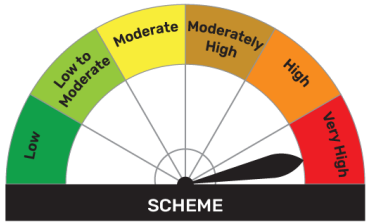 The risk of the scheme is very high	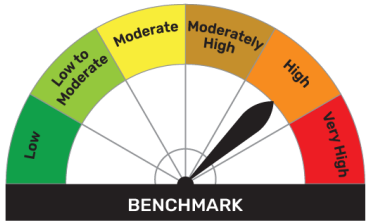 The risk of the benchmark i.e. NIFTY 50 Hybrid Composite debt 50:50 Index is high

Bajaj Finserv Healthcare Fund

An open ended equity scheme investing in pharma, healthcare and allied theme

	SCHEME RISK-O-METER	BENCHMARK RISK-O-METER
This product is suitable for investors who are seeking*: ● wealth creation over long term ● to invest predominantly in equity and equity related instruments of pharma, healthcare and allied companies. *Investors should consult their financial advisers if in doubt about whether the product is suitable for them	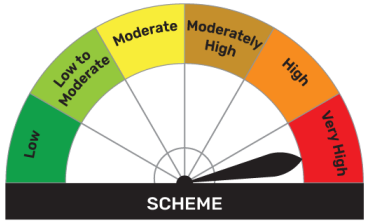 The risk of the scheme is very high	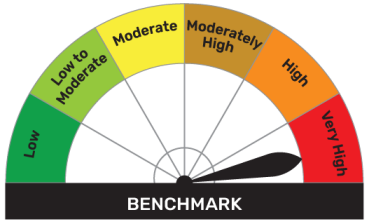 The risk of the benchmark i.e. BSE Healthcare Total Return Index (TRI) is very high

Bajaj Finserv Consumption Fund

An open ended equity scheme investing in consumption theme

	SCHEME RISK-O-METER	BENCHMARK RISK-O-METER
This product is suitable for investors who are seeking*: ● wealth creation over long term ● to invest predominantly in equity and equity related instruments of companies that are likely to benefit directly or indirectly from the domestic consumption led demand. *Investors should consult their financial advisers if in doubt about whether the product is suitable for them	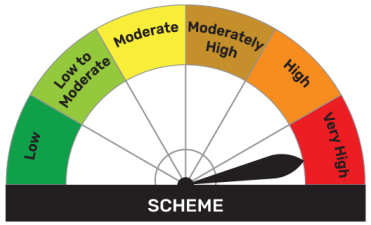 The risk of the scheme is very high	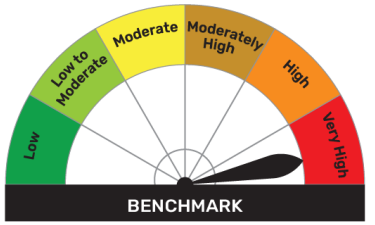 The risk of the benchmark i.e. Nifty India Consumption Total Return Index (TRI) is very high

Bajaj Finserv ELSS - Tax Saver Fund

An open ended scheme with attributes in accordance with Equity Linked Saving Scheme, 2005 notified by Ministry of Finance

	SCHEME RISK-O-METER	BENCHMARK RISK-O-METER
This product is suitable for investors who are seeking*: ● wealth creation over long term ● to invest predominantly in equity and equity related instruments with tax benefit under Section 80C of Income Tax Act, 1961 *Investors should consult their financial advisers if in doubt about whether the product is suitable for them	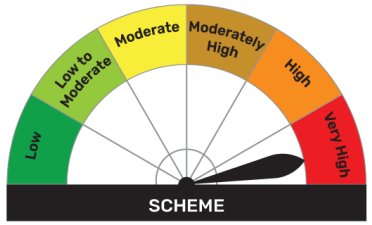 The risk of the scheme is very high	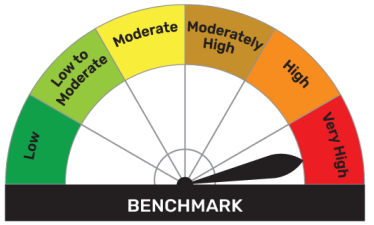 The risk of the benchmark i.e. BSE 500 Total Return Index (TRI) is Very High

Bajaj Finserv Gilt Fund

An open ended debt scheme investing in government securities across maturity with relatively high interest rate risk and relatively low credit risk

	SCHEME RISK-O-METER	BENCHMARK RISK-O-METER
This product is suitable for investors who are seeking*: ● credit risk free returns over medium to long term ● investments mainly in government securities of various maturities *Investors should consult their financial advisers if in doubt about whether the product is suitable for them	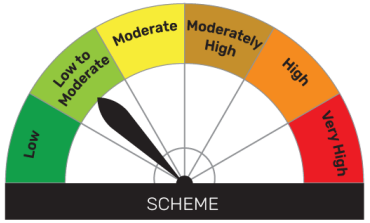 The risk of the scheme is Low to Moderate	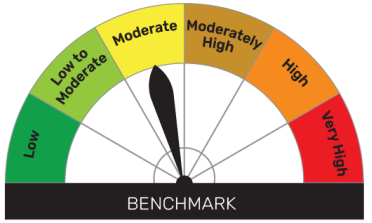 The risk of the benchmark i.e. CRISIL Dynamic Gilt Index is Moderate

Bajaj Finserv Flexi Cap Fund

An open ended dynamic equity scheme investing across large cap, mid cap, small cap stocks

	SCHEME RISK-O-METER	BENCHMARK RISK-O-METER
This product is suitable for investors who are seeking*: ● Wealth creation/capital appreciation over long term ● Investment in equity and equity related instruments across large cap, mid cap and small cap stocks *Investors should consult their financial advisers if in doubt about whether the product is suitable for them	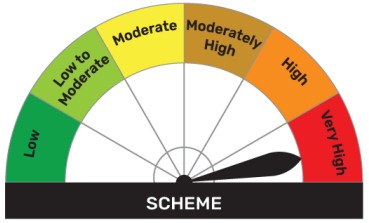 The risk of the scheme is very high	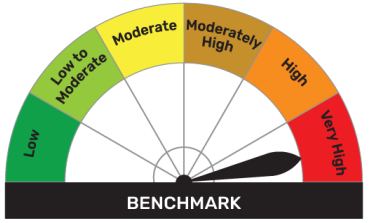 The risk of the benchmark i.e. BSE 500 TRI is very high

Bajaj Finserv Multi Cap Fund

An open ended equity scheme investing across large cap, mid cap, small cap stocks

	SCHEME RISK-O-METER	BENCHMARK RISK-O-METER
This product is suitable for investors who are seeking*: ● wealth creation over long term ● to invest predominantly in equity and equity related instruments of large cap, mid cap, small cap companies. *Investors should consult their financial advisers if in doubt about whether the product is suitable for them	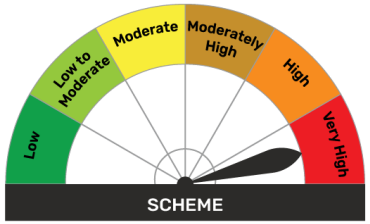 The risk of the scheme is Very High	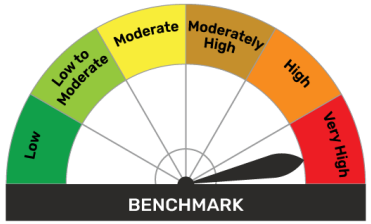 The risk of the benchmark i.e. Nifty 500 Multicap 50:25:25 TRI is Very High

Disclaimer

This document should not be treated as endorsement of the views/opinions or as an investment advice. This document should not be construed as a research report or a recommendation to buy or sell any security. This document alone is not sufficient and should not be used for the development or implementation of an investment strategy. The recipient should note and understand that the information provided above may not contain all the material aspects relevant for making an investment decision. The decision of the Investment Manager may not always be profitable; as such decisions are based on the prevailing market conditions and the understanding of the Investment Manager. Actual market movements may vary from the anticipated trends. Neither Bajaj Finserv Mutual Fund / Bajaj Mutual Fund Trustee Limited (formerly Bajaj Finserv Mutual Fund Trustee Limited) / Bajaj Asset Management Limited (Formerly known as Bajaj Finserv Asset Management Limited) nor its Directors or employees shall be liable for any damages whether direct or indirect, incidental, punitive special or consequential including lost revenue or lost profits that may arise from or in connection with the use of the information. Investors are advised to consult their own investment advisor before making any investment decision in light of their risk appetite, investment goals and horizon. This information is subject to change without any prior notice.

Mutual Fund investments are subject to market risks, read all scheme related documents carefully.