BAJAJ FINSERV LARGE CAP FUND

AN OPEN ENDED EQUITY SCHEME PREDOMINANTLY INVESTING IN LARGE CAP STOCKS

The objective of the Scheme is to generate long term capital appreciation and income distribution to investors by predominantly investing in equity and equity related instruments of large cap companies. The fund manager seeks to invest in some of the largest companies in India or the Champions of Corporate India. These companies, embodying resilience and innovation, are rapidly expanding to capitalize on India's dynamic economy, leveraging a robust consumer base and rising middle class.

NAV (REGULAR - GROWTH)(₹)	9.67
MONTH-END AUM (IN ₹ CR.)	1,569.57
BASE EXPENSE RATIO*	
REGULAR	1.81%
DIRECT	0.52%

Data as on 30th October, 2026

PORTFOLIO DETAILS

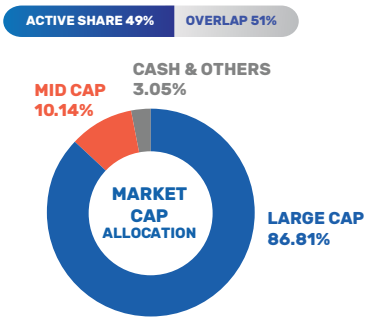

PORTFOLIO CONCENTRATION

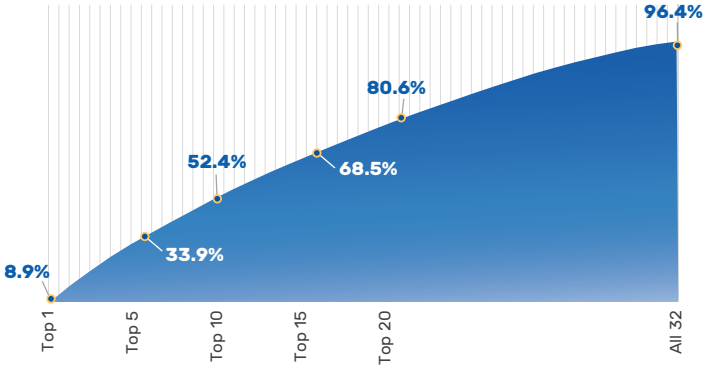

EQUITY HOLDING

Name (Top 10 Holdings)	Equity (% to NAV)
ICICI Bank Limited	8.87%
HDFC Bank Limited	8.12%
Reliance Industries Limited	6.78%
Bharti Airtel Limited	5.40%
Divi"s Laboratories Limited	4.74%
Grasim Industries Limited	4.00%
Tata Consultancy Services Limited	3.94%
LG Electronics India Ltd	3.62%
Kotak Mahindra Bank Limited	3.51%
The Indian Hotels Company Limited	3.46%
Other Equities	**44.51%**
Total Equities	**96.95%**

TOP 10 INDUSTRIES

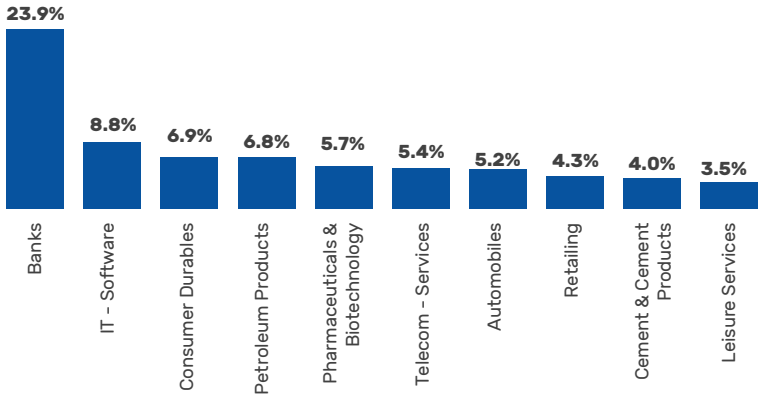

Top 10 overweight and underweight industries

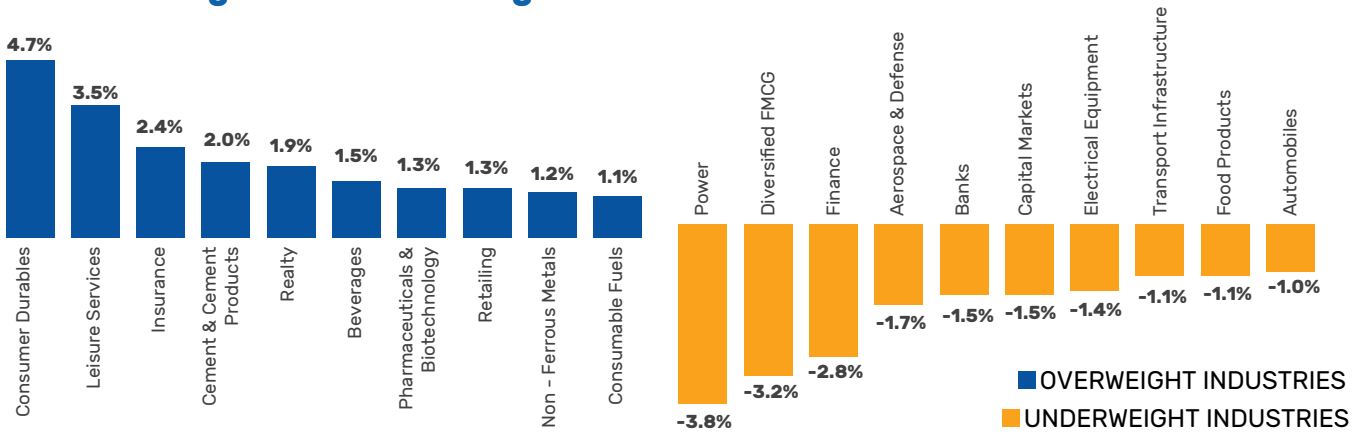

All data as on 30th October, 2026. Active Share, Top 10 Overweight and Top 10 Underweight is calculated vis-a-vis Scheme Benchmark i.e. Nifty 100 Total Return Index (TRI)

INCEPTION DATE: 20TH AUGUST 2024
MINIMUM INVESTMENT AMOUNT: RS. 500/- AND IN MULTIPLES OF RE. 1/- THEREAFTER
SIP FREQUENCY: DAILY , WEEKLY, FORTNIGHTLY, MONTHLY, QUARTERLY

Data as on 30th October 2026 | Source: Internal Analysis, MFI360, Bloomberg
Past performance may or may not be sustained in future.

*To know about Total Expense Ratio (TER), please visit https://www.bajajamc.com/downloads?ter=

FUND MANAGERS:
MR. NIMESH CHANDAN AND MR. SORBH GUPTA (EQUITY PORTION), MR. SIDDHARTH CHAUDHARY (DEBT PORTION)

FUNDAMENTALS

With a 29.25% EPS growth outlook and a comparatively lower PEG ratio of 1.05, the fund demonstrates a valuation edge versus the benchmark.

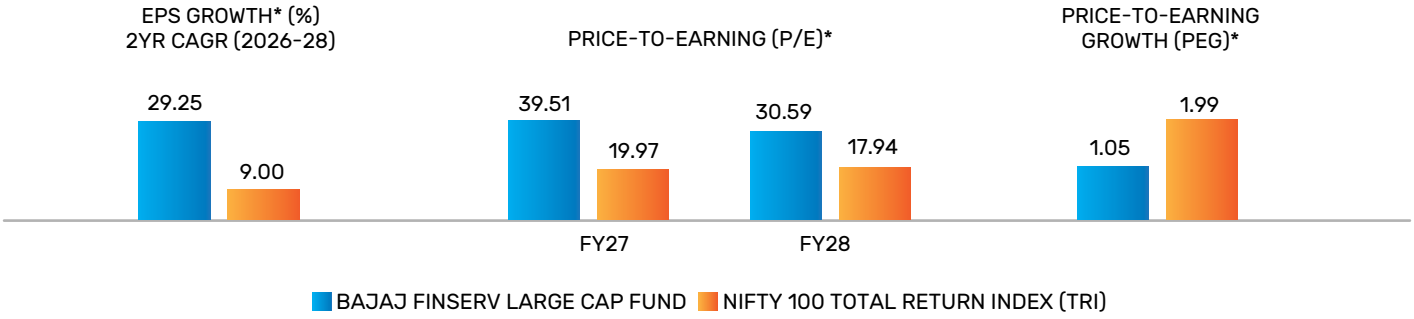

With an expected EPS growth of 29.25% over FY26–28 versus 9.00% for the benchmark, the fund reflects a portfolio positioned for robust earnings growth.

With a P/E of 39.51x versus 19.97x for the benchmark, the fund reflects a portfolio of companies with robust growth potential.

The fund's lower PEG ratio of 1.05 versus 1.99 for the benchmark indicates growth potential at more reasonable valuations.

*Expected

PERFORMANCE SUMMARY

SCHEME	6 MONTHS	1 YEAR	2 YEAR	SINCE INCEPTION
	ABSOLUTE RETURNS (%)*	ANNUALISED RETURN (%)*		
Bajaj Finserv Large Cap Fund*	**-1.55**	**-5.57**	**-0.67**	**-1.51**
Nifty 100 TRI	**-2.96**	**-8.18**	**-1.38**	**-2.25**

*Bajaj Finserv Large Cap Fund- REG- Growth | For complete performance details, refer to page no. 4

SCHEME VS BENCHMARK

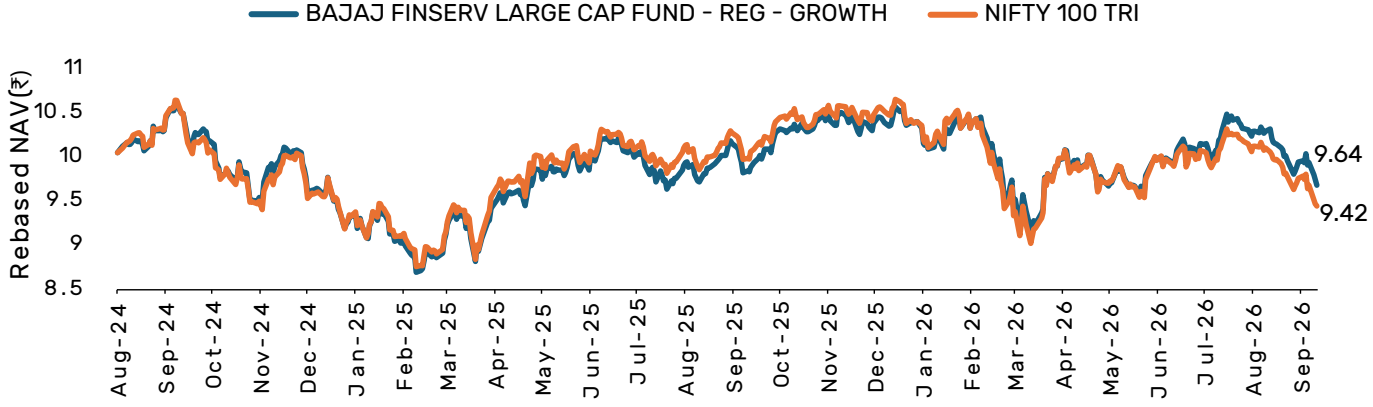

DISCLAIMER: Returns <1 Yr Absolute, ≥ CAGR. Absolute Return and Anualised Return are calculated on a point to point basis. Ratios are calculated for a period of 3 years with monthly rolling and monthly frequency and Risk-free rate of 5.74% is based on the TREPS rate as on the last working day of the month. For Bajaj AMC schemes, ratios are calculated since inception with monthly rolling and monthly frequency. Max Drawdown is calculated within the one-day range.

Data as on 30th October, 2026 | Source: Internal Analysis, MFI360, Bloomberg | Past performance may or may not be sustained in future.

CHAMPIONS OF CORPORATE INDIA BASED PORTFOLIO MAPPING

Company Name	% to NAV	Mapping*	Underweight/ Overweight (-5 -4 -3 -2 -1 0 1 2 3 4 5)
ICICI Bank Limited	8.9%	S, P	
HDFC Bank Limited	8.1%	S, P	
Reliance Industries Limited	6.8%	S, C	
Bharti Airtel Limited	5.4%	P, E	
Divi"s Laboratories Limited	4.7%	M	
Grasim Industries Limited	4.0%	S, C	
Tata Consultancy Services Limited	3.9%	C, E	
LG Electronics India Ltd	3.6%	D, M	
Kotak Mahindra Bank Limited	3.5%	E, P	
The Indian Hotels Company Limited	3.5%	S, P	
State Bank of India	3.4%	S, C	
SBI Life Insurance Company Limited	3.4%	D	
Tata Steel Limited	3.3%	S, C	
Eternal Limited	3.1%	E	
Larsen & Toubro Limited	2.9%	E	
Vedanta Aluminium Metal Limited	2.9%	S, C	

Company Name	% to NAV	Mapping*	Underweight/ Overweight (-5 -4 -3 -2 -1 0 1 2 3 4 5)
Bajaj Auto Limited	2.7%	S, C	
Tech Mahindra Limited	2.6%	C, P	
Infosys Limited	2.3%	S, C	
DLF Limited	2.3%	S, E	
TVS Motor Company Limited	2.1%	E, S	
Titan Company Limited	2.0%	P, S	
United Spirits Limited	1.9%	D, P	
Bajaj Finance Limited	1.9%	S, C, P	
Coal India Limited	1.8%	S	
Asian Paints Limited	1.3%	D, P	
Trent Limited	1.3%	D, E	
Bajaj Housing Finance Limited	1.1%	S	
Sun Pharmaceutical Industries Limited	0.9%	M	
Samvardhana Motherson International Limited	0.8%	M, S	
Hyundai Motor India Ltd	0.4%	M, S	
Apollo HospitalsEnterprise Limited	0.2%	D, E	

◆ SCALE ◆ COST ◆ DISTRIBUTION ◆ EXECUTION ◆ PROFITABILITY ◆ MANUFACTURING ◆ SUSTAINABILITY

RISK AND PERFORMANCE METRICS

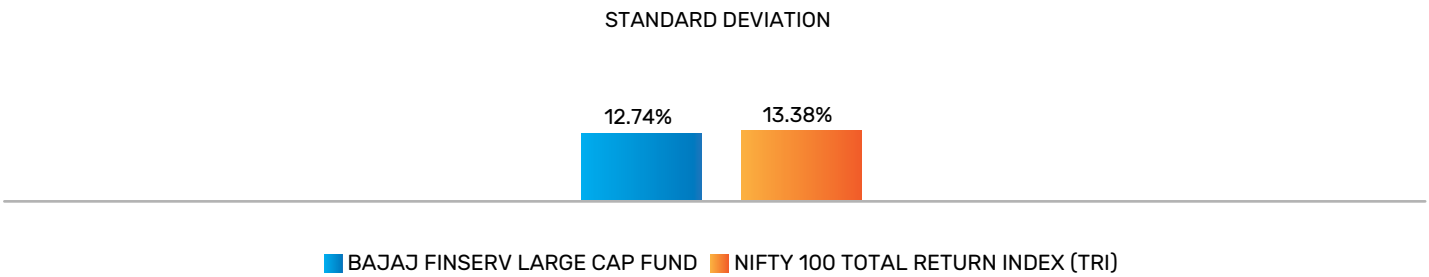

With a standard deviation of 12.74% versus 13.38% for the benchmark, the scheme has delivered robust risk-adjusted returns at lower volatility.

A **beta of 0.93** since inception highlight its resilient profile and consistently outperformed through prudent portfolio construction and stock selection.

Risk Free Rate of Return: 5.74% | Data as on 30th October, 2026; calculated since inception | Source: Internal Analysis, MFI360, Bloomberg | Past performance may or may not be sustained in future.

Bajaj Finserv Large Cap Fund

Value of Investment of Rs.10,000

Period	Fund Returns (%)	Benchmark Returns (%)	Additional Benchmark Returns (%)	Fund (Rs)	Benchmark (Rs)	Additional Benchmark (Rs)
Bajaj Finserv Large Cap Fund - Regular - Growth						
Last 1 Year	-5.57%	-8.18%	-9.45%	9,443	9,182	9,055
Since Inception	-1.51%	-2.25%	-2.04%	9,672	9,514	9,559
Bajaj Finserv Large Cap Fund - Direct - Growth						
Last 1 Year	-4.15%	-8.18%	-9.45%	9,585	9,182	9,055
Since Inception	-0.02%	-2.25%	-2.04%	9,995	9,514	9,559

Returns as on 30th October, 2026

Past performance may or may not be sustained in future. Different Plans i.e. Regular Plan and Direct Plan under the scheme have different expense structure. **Benchmark:** Nifty 100 Total Return Index (TRI) **Additional Benchmark:** Nifty 50 TRI. **Inception Date:** 20th August 2024

Period for which scheme's performance has been provided is computed basis last day of the previous month preceding the date of this material. Returns greater than 1 year are compounded annualized.

Face Value per unit: Rs. 10.

The Fund Managers of the scheme: Mr. Nimesh Chandan (Equity Portion), Mr. Sorbh Gupta (Equity Portion) and Mr. Siddharth Chaudhary (Debt Portion). For the performance of other schemes managed by the Fund Managers which have completed 1 year or more than 1 year since inception, refer to the table below.

Mr. Nimesh Chandan manages Bajaj Finserv Ultra Short to Short Term Fund.

Mr. Siddharth Chaudhary manages debt portion of Bajaj Finserv Banking and Financial Services Fund. He also manages Bajaj Finserv Ultra Short to Short Term Fund.

Other Schemes Managed by Fund Managers

Name of Fund Managers: Mr. Nimesh Chandan, Mr. Sorbh Gupta and Mr. Siddharth Chaudhary.

	1 Year			3 Year			5 Year		
Fund Name	**Regular**	**Direct**	**Benchmark**	**Regular**	**Direct**	**Benchmark**	**Regular**	**Direct**	**Benchmark**
Bajaj Finserv Balanced Advantage Fund^	-3.15%	-1.62%	-4.68%	NA	NA	NA	NA	NA	NA
Bajaj Finserv Flexi Cap Fund$	-0.96%	0.30%	-7.15%	14.22%	15.80%	9.95%	NA	NA	NA
Bajaj Finserv ELSS - Tax Saver Fund!	-5.96%	-4.35%	-7.15%	NA	NA	NA	NA	NA	NA
Bajaj Finserv Multi Cap Fund!!!	0.53%	2.00%	-5.53%	NA	NA	NA	NA	NA	NA
Bajaj Finserv Money Market Fund#	5.62%	6.31%	6.32%	6.63%	7.28%	7.04%	NA	NA	NA
Bajaj Finserv Banking and PSU Debt Fund$$	3.26%	3.82%	3.61%	NA	NA	NA	NA	NA	NA
Bajaj Finserv Overnight Fund**	5.29%	5.34%	5.25%	5.99%	6.04%	6.02%	NA	NA	NA
Bajaj Finserv Liquid Fund##	6.27%	6.48%	6.38%	6.72%	6.91%	6.83%	NA	NA	NA
Bajaj Finserv Arbitrage Fund@	5.88%	6.62%	7.32%	6.23%	6.98%	7.41%	NA	NA	NA
Bajaj Finserv Large & Mid Cap Fund^^	-6.25%	-4.93%	-5.98%	NA	NA	NA	NA	NA	NA
Bajaj Finserv Nifty 1D Rate Liquid ETF - Growth$$$	4.84%	NA	5.23%	NA	NA	NA	NA	NA	NA
Bajaj Finserv Multi Asset Allocation Fund^^^	-1.13%	0.31%	-3.48%	NA	NA	NA	NA	NA	NA
Bajaj Finserv Consumption Fund@@@	-11.00%	-9.54%	-9.97%	NA	NA	NA	NA	NA	NA
Bajaj Finserv Healthcare Fund###	17.25%	19.24%	13.22%	NA	NA	NA	NA	NA	NA
Bajaj Finserv Gilt Fund!!	3.10%	4.01%	0.95%	NA	NA	NA	NA	NA	NA
Bajaj Finserv Small Cap Fund&&&	5.91%	7.46%	-4.62%	NA	NA	NA	NA	NA	NA
Bajaj Finserv Equity Savings Fund****	2.73%	3.86%	0.39%	NA	NA	NA	NA	NA	NA

Data as on 30th October, 2026.

Inception Dates: Bajaj Finserv Balanced Advantage Fund - 15th Dec 2023, Bajaj Finserv Flexi Cap Fund - 14th Aug 2023, Bajaj Finserv ELSS - Tax Saver Fund - 29th Jan 2025, Bajaj Finserv Multi Cap Fund - 27th Feb 2025, Bajaj Finserv Money Market Fund - 24th Jul 2023, Bajaj Finserv Banking and PSU Debt Fund - 13th Nov 2023, Bajaj Finserv Overnight Fund - 05th Jul 2023, Bajaj Finserv Liquid Fund - 05th Jul 2023, Bajaj Finserv Arbitrage Fund - 15th Sep 2023, Bajaj Finserv Large & Mid Cap Fund - 27th Feb 2024, Bajaj Finserv Nifty 1D Rate Liquid ETF - 28th May 2024, Bajaj Finserv Multi Asset Allocation Fund - 03rd Jun 2024, Bajaj Finserv Consumption Fund - 29th Nov 2024, Bajaj Finserv Healthcare Fund - 27th Dec 2024, Bajaj Finserv Gilt Fund - 15th Jan 2025, Bajaj Finserv Small Cap Fund - 18th Jul 2025 and Bajaj Finserv Equity Savings Fund - 19th Aug 2025

Disclaimer: Past performance may or may not be sustained in the future. Different plans have different expense structure. Period for which scheme's performance has been provided is computed basis last day of the previous month preceding the date of this material. Returns are compounded annualized.

Benchmark: ^NIFTY 50 Hybrid Composite debt 50:50 Index, $BSE 500 TRI, !BSE 500 Total Return Index (TRI), !!!Nifty 500 Multicap 50:25:25 TRI, #NIFTY Money Market Index A-I, $$Nifty Banking & PSU Debt Index A-II, **CRISIL Liquid Overnight Index, ##NIFTY Liquid Index A-I, @Nifty 50 Arbitrage Index (TRI), ^^Nifty Large Midcap 250 TRI, $$$Nifty 1D Rate Index, ^^^65% Nifty 50 TRI + 25% NIFTY Short Duration Debt Index + 10% Domestic Prices of Gold, @@@Nifty India Consumption Total Return Index (TRI), ###BSE Healthcare Total Return Index (TRI), !!CRISIL Dynamic Gilt Index, &&&BSE 250 SmallCap TRI and ****Nifty Equity Savings Index.

Bajaj Finserv Large Cap Fund

Bajaj Finserv Large Cap Fund - Regular Plan - Growth					NIFTY 100		Nifty 50 TRI	
Period	**SIP Start Date**	**Total Amount Invested(Rs.)**	**Market Value (Rs.)**	**Scheme Returns (CAGR %)**	**Market Value (Rs.)**	**Benchmark Returns (CAGR%)**	**Market Value (Rs.)**	**Benchmark Returns (CAGR%)**
1-Years SIP	03-Nov-2025	11,998	1,16,043	-6.09	1,14,681	-8.16	1,14,109	-9.03
Since Inception SIP	20-Aug-2024	27,466	2,65,647	-1.40	2,61,064	-2.88	2,59,147	-3.50

Returns as on 30th October, 2026. Past performance may or may not be sustained in future.

The Fund offers flexible and convenient Systematic Investment Plan (SIP) facility. SIP calculations made on Rs. 10,000. SIP Performances is computed considering SIP Investment on 1st business day of every month. "Since Inception SIP" performance are computed considering 1st instalment on allotment date and thereafter on1st business day of every subsequent month.

Potential Risk Class (PRC)

(Maximum risk the scheme can take)

BAJAJ MUTUAL FUND

Bajaj Finserv Money Market Fund

Credit Risk → / Interest Rate Risk ↓	Relatively Low (Class A)	Moderate (Class B)	Relatively High (Class C)
Relatively Low (Class I)		**B-I**	
Moderate (Class II)			
Relatively High (Class III)			

B-I – A Scheme with Relatively Low Interest Rate Risk and Moderate Credit Risk.

Bajaj Finserv Banking and PSU Debt Fund

Credit Risk → / Interest Rate Risk ↓	Relatively Low (Class A)	Moderate (Class B)	Relatively High (Class C)
Relatively Low (Class I)			
Moderate (Class II)			
Relatively High (Class III)		**B-III**	

B-III – A Scheme with Relatively High Interest Rate Risk and Moderate Credit Risk.

Bajaj Finserv Overnight Fund

Credit Risk → / Interest Rate Risk ↓	Relatively Low (Class A)	Moderate (Class B)	Relatively High (Class C)
Relatively Low (Class I)	**A-I**		
Moderate (Class II)			
Relatively High (Class III)			

A-I – A Scheme with Relatively Low Interest Rate Risk and Relatively Low Credit Risk.

Bajaj Finserv Liquid Fund

Credit Risk → / Interest Rate Risk ↓	Relatively Low (Class A)	Moderate (Class B)	Relatively High (Class C)
Relatively Low (Class I)		**B-I**	
Moderate (Class II)			
Relatively High (Class III)			

B-I – A Scheme with Relatively Low Interest Rate Risk and Moderate Credit Risk.

Bajaj Finserv Nifty 1D Rate Liquid ETF - Growth

Credit Risk → / Interest Rate Risk ↓	Relatively Low (Class A)	Moderate (Class B)	Relatively High (Class C)
Relatively Low (Class I)	**A-I**		
Moderate (Class II)			
Relatively High (Class III)			

A-I – A Scheme with Relatively Low Interest Rate Risk and Relatively Low Credit Risk.

Bajaj Finserv Gilt Fund

Credit Risk → / Interest Rate Risk ↓	Relatively Low (Class A)	Moderate (Class B)	Relatively High (Class C)
Relatively Low (Class I)			
Moderate (Class II)			
Relatively High (Class III)	**A-III**		

A-III – A Scheme with Relatively High interest rate risk and Relatively Low credit risk.

Risk-o-meter and Product Label.

BAJAJ FINSERV LARGE CAP FUND

An open ended equity scheme predominantly investing in large cap stocks

Product label

This product is suitable for investors who are seeking*:

- wealth creation over long term
- to invest predominantly in equity and equity related instruments of large cap companies

*Investors should consult their financial advisers if in doubt about whether the product is suitable for them

RISKOMETER

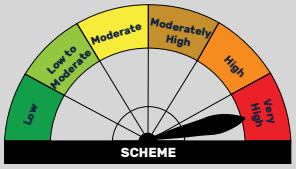

The risk of the scheme is very high

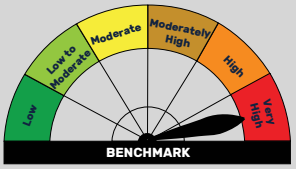

The risk of the benchmark i.e. Nifty 100 Total Return Index (TRI) is very high

Bajaj Finserv Balanced Advantage Fund

An open ended dynamic asset allocation fund investing in debt and equity instruments only

	SCHEME RISK-O-METER	BENCHMARK RISK-O-METER
This product is suitable for investors who are seeking*: ● To generate wealth creation over long term ● Dynamic asset allocation between equity and equity related instruments including derivatives, and fixed income instruments *Investors should consult their financial advisers if in doubt about whether the product is suitable for them	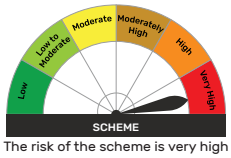 The risk of the scheme is very high	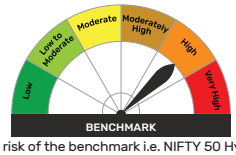 The risk of the benchmark i.e. NIFTY 50 Hybrid Composite debt 50:50 Index is high

Bajaj Finserv Flexi Cap Fund

An open ended dynamic equity scheme investing across large cap, mid cap, small cap stocks

	SCHEME RISK-O-METER	BENCHMARK RISK-O-METER
This product is suitable for investors who are seeking*: ● Wealth creation/capital appreciation over long term ● Investment in equity and equity related instruments across large cap, mid cap and small cap stocks *Investors should consult their financial advisers if in doubt about whether the product is suitable for them	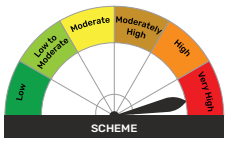 The risk of the scheme is very high	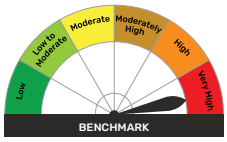 The risk of the benchmark i.e. BSE 500 TRI is very high

Bajaj Finserv ELSS - Tax Saver Fund

An open ended scheme with attributes in accordance with Equity Linked Saving Scheme, 2005 notified by Ministry of Finance

	SCHEME RISK-O-METER	BENCHMARK RISK-O-METER
This product is suitable for investors who are seeking*: ● wealth creation over long term ● to invest predominantly in equity and equity related instruments with tax benefit under Section 80C of Income Tax Act, 1961 *Investors should consult their financial advisers if in doubt about whether the product is suitable for them	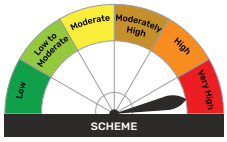 The risk of the scheme is very high	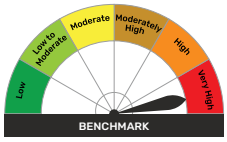 The risk of the benchmark i.e. BSE 500 Total Return Index (TRI) is Very High

Bajaj Finserv Multi Cap Fund

An open ended equity scheme investing across large cap, mid cap, small cap stocks

	SCHEME RISK-O-METER	BENCHMARK RISK-O-METER
This product is suitable for investors who are seeking*: ● wealth creation over long term ● to invest predominantly in equity and equity related instruments of large cap, mid cap, small cap companies. *Investors should consult their financial advisers if in doubt about whether the product is suitable for them	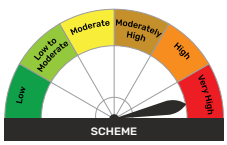 The risk of the scheme is Very High	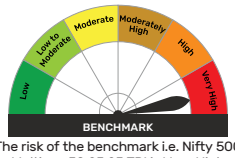 The risk of the benchmark i.e. Nifty 500 Multicap 50:25:25 TRI is Very High

Bajaj Finserv Money Market Fund

An open ended debt scheme investing in money market instruments with Relatively Low Interest Rate Risk and Moderate Credit Risk.

	SCHEME RISK-O-METER	BENCHMARK RISK-O-METER
This product is suitable for investors who are seeking*: ● Income over short term. ● Investment in money market instruments that seeks to provide reasonable returns, commensurate with low risk while providing a high level of liquidity *Investors should consult their financial advisers if in doubt about whether the product is suitable for them	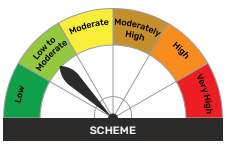 The risk of the scheme is Low to Moderate	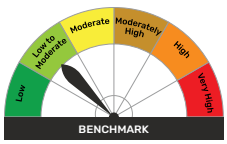 The risk of the benchmark i.e. NIFTY Money Market Index A-I is Low to Moderate

Disclaimer

This document should not be treated as endorsement of the views/opinions or as an investment advice. This document should not be construed as a research report or a recommendation to buy or sell any security. This document alone is not sufficient and should not be used for the development or implementation of an investment strategy. The recipient should note and understand that the information provided above may not contain all the material aspects relevant for making an investment decision. The decision of the Investment Manager may not always be profitable; as such decisions are based on the prevailing market conditions and the understanding of the Investment Manager. Actual market movements may vary from the anticipated trends. Neither Bajaj Finserv Mutual Fund / Bajaj Mutual Fund Trustee Limited (formerly known as Bajaj Finserv Mutual Fund Trustee Limited) / Bajaj Asset Management Limited (Formerly known as Bajaj Finserv Asset Management Limited) nor its Directors or employees shall be liable for any damages whether direct or indirect, incidental, punitive special or consequential including lost revenue or lost profits that may arise from or in connection with the use of the information. Investors are advised to consult their own investment advisor before making any investment decision in light of their risk appetite, investment goals and horizon. This information is subject to change without any prior notice.

Mutual Fund investments are subject to market risks, read all scheme related documents carefully.

Bajaj Finserv Banking and PSU Debt Fund

An open ended debt scheme predominantly investing in Debt instruments of banks, Public Sector Undertakings, Public Financial Institutions and Municipal Bonds with relatively high interest rate risk and moderate credit risk.

	SCHEME RISK-O-METER	BENCHMARK RISK-O-METER
This product is suitable for investors who are seeking*: ● Income over short to medium term ● Investment primarily in securities issued by Scheduled Commercial Banks (SCBs), Public Sector undertakings (PSUs), Public Financial Institutions (PFIs), Municipal Corporations and such other bodies *Investors should consult their financial advisers if in doubt about whether the product is suitable for them	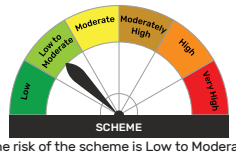 The risk of the scheme is Low to Moderate	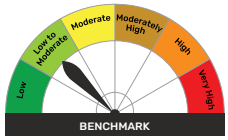 The risk of the benchmark i.e. Nifty Banking & PSU Debt Index A-II is Low to Moderate

Bajaj Finserv Overnight Fund

An open ended debt scheme investing in overnight securities with Relatively Low Interest Rate Risk and Relatively Low Credit Risk.

	SCHEME RISK-O-METER	BENCHMARK RISK-O-METER
This product is suitable for investors who are seeking*: ● Regular income over short term that may be in line with the overnight call rates. ● Investment in money market and debt instruments, with overnight maturity *Investors should consult their financial advisers if in doubt about whether the product is suitable for them	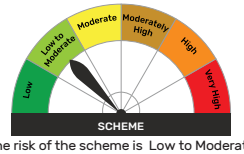 The risk of the scheme is Low to Moderate	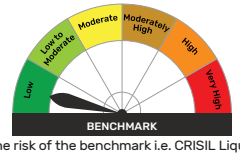 The risk of the benchmark i.e. CRISIL Liquid Overnight Index is low

Bajaj Finserv Liquid Fund

An open ended Liquid scheme with Relatively Low Interest Rate Risk and Moderate Credit Risk

	SCHEME RISK-O-METER	BENCHMARK RISK-O-METER
This product is suitable for investors who are seeking*: ● Regular income over short term. ● Investment in money market and debt instruments, with maturity up to 91 days *Investors should consult their financial advisers if in doubt about whether the product is suitable for them	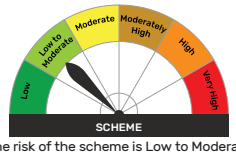 The risk of the scheme is Low to Moderate	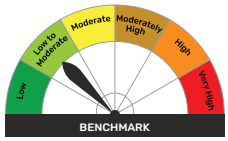 The risk of the benchmark i.e. NIFTY Liquid Index A-I is Low to Moderate

Bajaj Finserv Arbitrage Fund

An open ended scheme investing in arbitrage opportunities

	SCHEME RISK-O-METER	BENCHMARK RISK-O-METER
This product is suitable for investors who are seeking*: ● Short term income generation ● income through arbitrage opportunities in the cash and derivatives segments of the equity markets *Investors should consult their financial advisers if in doubt about whether the product is suitable for them	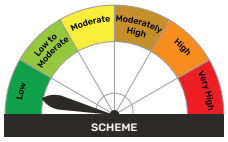 The risk of the scheme is low	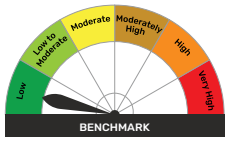 The risk of the benchmark i.e. Nifty 50 Arbitrage Index (TRI) is low

Bajaj Finserv Large & Mid Cap Fund

An open ended equity scheme investing in both large cap and mid cap stocks

	SCHEME RISK-O-METER	BENCHMARK RISK-O-METER
This product is suitable for investors who are seeking*: ● Wealth creation over long term ● Open ended equity scheme investing in both large cap and mid cap stocks *Investors should consult their financial advisers if in doubt about whether the product is suitable for them	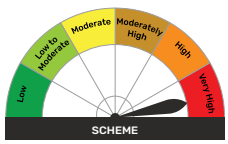 The risk of the scheme is very high	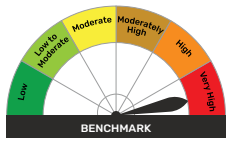 The risk of the benchmark i.e. Nifty Large Midcap 250 TRI is very high

Bajaj Finserv Nifty 1D Rate Liquid ETF - Growth

An open ended Exchange Traded Fund tracking Nifty 1D Rate Index with Relatively Low Interest Rate Risk and Relatively Low Credit Risk

	SCHEME RISK-O-METER	BENCHMARK RISK-O-METER
This product is suitable for investors who are seeking*: ● Short term savings solution. ● An open ended Exchange Traded Fund liquid scheme, that aims to provide returns by investing in securities covered by Nifty 1D Rate Index with low risk and a high level of liquidity, subject to tracking error. *Investors should consult their financial advisers if in doubt about whether the product is suitable for them	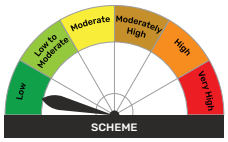 The risk of the scheme is Low	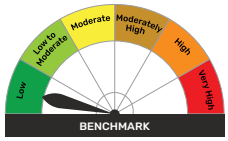 The risk of the benchmark i.e. Nifty 1D Rate Index is low

Disclaimer

This document should not be treated as endorsement of the views/opinions or as an investment advice. This document should not be construed as a research report or a recommendation to buy or sell any security. This document alone is not sufficient and should not be used for the development or implementation of an investment strategy. The recipient should note and understand that the information provided above may not contain all the material aspects relevant for making an investment decision. The decision of the Investment Manager may not always be profitable; as such decisions are based on the prevailing market conditions and the understanding of the Investment Manager. Actual market movements may vary from the anticipated trends. Neither Bajaj Finserv Mutual Fund / Bajaj Mutual Fund Trustee Limited (formerly known as Bajaj Finserv Mutual Fund Trustee Limited) / Bajaj Asset Management Limited (Formerly known as Bajaj Finserv Asset Management Limited) nor its Directors or employees shall be liable for any damages whether direct or indirect, incidental, punitive special or consequential including lost revenue or lost profits that may arise from or in connection with the use of the information. Investors are advised to consult their own investment advisor before making any investment decision in light of their risk appetite, investment goals and horizon. This information is subject to change without any prior notice.

Mutual Fund investments are subject to market risks, read all scheme related documents carefully.

BAJAJ ASSET MANAGEMENT LIMITED (FORMERLY KNOWN AS BAJAJ FINSERV ASSET MANAGEMENT LIMITED)

Bajaj Finserv Multi Asset Allocation Fund

An open ended scheme investing in equity and equity related instruments, debt & debt derivatives and money market instruments, Gold ETFs, Silver ETFs, exchange traded commodity derivatives and in units of REITs and InvITs

	SCHEME RISK-O-METER	BENCHMARK RISK-O-METER
This product is suitable for investors who are seeking*: ● Income generation from fixed income instruments ● Wealth creation/Capital appreciation over long term from investments in equity and equity related securities, Gold ETFs, Silver ETFs, exchange traded commodity derivatives (ETCD) and in units of REITs & InvITs *Investors should consult their financial advisers if in doubt about whether the product is suitable for them	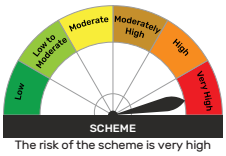 The risk of the scheme is very high	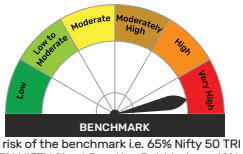 The risk of the benchmark i.e. 65% Nifty 50 TRI + 25% NIFTY Short Duration Debt Index + 10% Domestic Prices of Gold is very high

Bajaj Finserv Consumption Fund

An open ended equity scheme investing in consumption theme

	SCHEME RISK-O-METER	BENCHMARK RISK-O-METER
This product is suitable for investors who are seeking*: ● wealth creation over long term ● to invest predominantly in equity and equity related instruments of companies that are likely to benefit directly or indirectly from the domestic consumption led demand. *Investors should consult their financial advisers if in doubt about whether the product is suitable for them	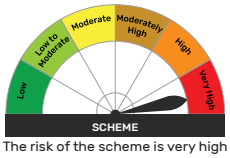 The risk of the scheme is very high	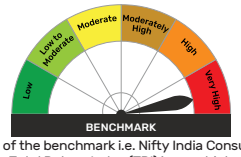 The risk of the benchmark i.e. Nifty India Consumption Total Return Index (TRI) is very high

Bajaj Finserv Healthcare Fund

An open ended equity scheme investing in pharma, healthcare and allied theme

	SCHEME RISK-O-METER	BENCHMARK RISK-O-METER
This product is suitable for investors who are seeking*: ● wealth creation over long term ● to invest predominantly in equity and equity related instruments of pharma, healthcare and allied companies. *Investors should consult their financial advisers if in doubt about whether the product is suitable for them	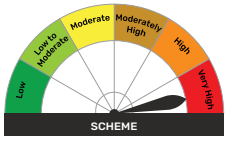 The risk of the scheme is very high	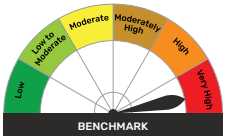 The risk of the benchmark i.e. BSE Healthcare Total Return Index (TRI) is very high

Bajaj Finserv Gilt Fund

An open ended debt scheme investing in government securities across maturity with relatively high interest rate risk and relatively low credit risk

	SCHEME RISK-O-METER	BENCHMARK RISK-O-METER
This product is suitable for investors who are seeking*: ● credit risk free returns over medium to long term ● investments mainly in government securities of various maturities *Investors should consult their financial advisers if in doubt about whether the product is suitable for them	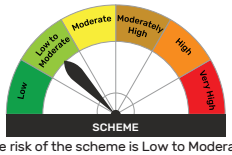 The risk of the scheme is Low to Moderate	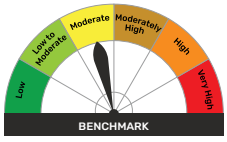 The risk of the benchmark i.e. CRISIL Dynamic Gilt Index is Moderate

Bajaj Finserv Small Cap Fund

An open ended equity scheme predominantly investing in small cap stocks

	SCHEME RISK-O-METER	BENCHMARK RISK-O-METER
This product is suitable for investors who are seeking*: ● wealth creation over long term ● to invest predominantly in equity and equity related instruments of small cap companies. *Investors should consult their financial advisers if in doubt about whether the product is suitable for them	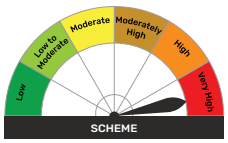 The risk of the scheme is very high	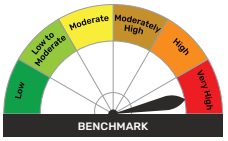 The risk of the benchmark i.e. BSE 250 SmallCap TRI is Very High

Bajaj Finserv Equity Savings Fund

An open ended scheme investing in equity, arbitrage and debt

	SCHEME RISK-O-METER	BENCHMARK RISK-O-METER
This product is suitable for investors who are seeking*: ● wealth creation over long term ● capital appreciation by investing in equity and equity related instruments and regular income through investments in fixed income securities, arbitrage and other derivative strategies. *Investors should consult their financial advisers if in doubt about whether the product is suitable for them	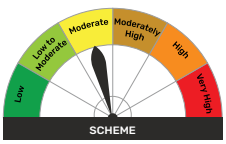 The risk of the scheme is Moderate	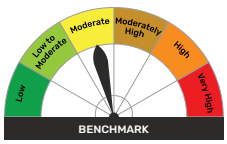 The risk of the benchmark i.e. Nifty Equity Savings TRI is moderate

Disclaimer

This document should not be treated as endorsement of the views/opinions or as an investment advice. This document should not be construed as a research report or a recommendation to buy or sell any security. This document alone is not sufficient and should not be used for the development or implementation of an investment strategy. The recipient should note and understand that the information provided above may not contain all the material aspects relevant for making an investment decision. The decision of the Investment Manager may not always be profitable; as such decisions are based on the prevailing market conditions and the understanding of the Investment Manager. Actual market movements may vary from the anticipated trends. Neither Bajaj Finserv Mutual Fund / Bajaj Mutual Fund Trustee Limited (formerly known as Bajaj Finserv Mutual Fund Trustee Limited) / Bajaj Asset Management Limited (Formerly known as Bajaj Finserv Asset Management Limited) nor its Directors or employees shall be liable for any damages whether direct or indirect, incidental, punitive special or consequential including lost revenue or lost profits that may arise from or in connection with the use of the information. Investors are advised to consult their own investment advisor before making any investment decision in light of their risk appetite, investment goals and horizon. This information is subject to change without any prior notice.

Mutual Fund investments are subject to market risks, read all scheme related documents carefully.