

# SMALL CAP. GIANT POTENTIAL.

## BAJAJ FINSERV SMALL CAP FUND

Give your investments the 3-in-1 advantage

### Quality


Companies with distinct competitive advantages

### Growth

Companies with high scalability potential

### Value

Companies that present intrinsic value opportunities



CASE FOR SIPs IN SMALL CAP

*Journey of a thousand miles  
begins with a single step*

---

# SMALL CAP OPPORTUNITY

The Small Cap index has seen corrections — not as deep as in the past, but stocks have corrected sharply, creating a case for a selective bottom-up approach.



Past performance may or may not be sustained in future. Source: Bloomberg

# Why Small Caps Now?

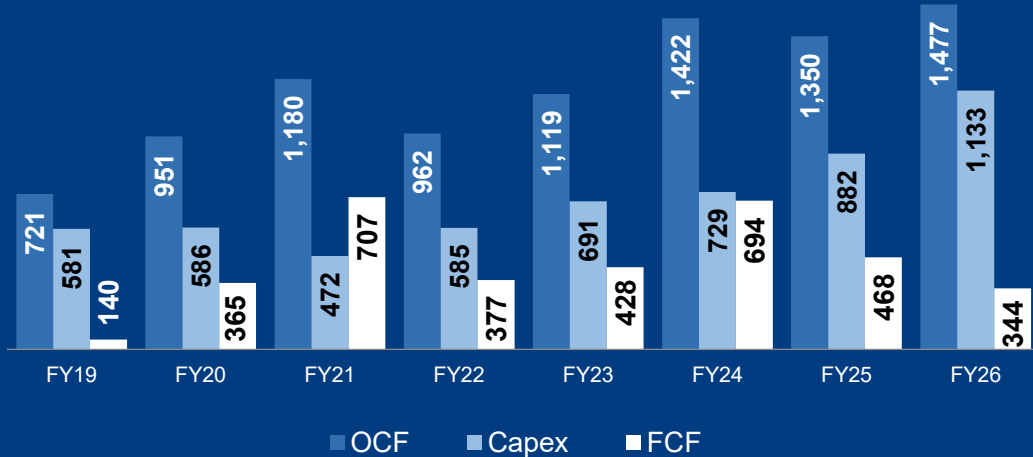
- 01 | Structural Improvement
- 02 | Potential Growth Momentum
- 03 | Valuations
- 04 | Deeper Correction and Faster Rebound
- 05 | Ownership Improving
- 06 | Better Return Potential

Growth is no longer being bought on credit but being systematically earned

## CASHFLOWS (₹ BN.)

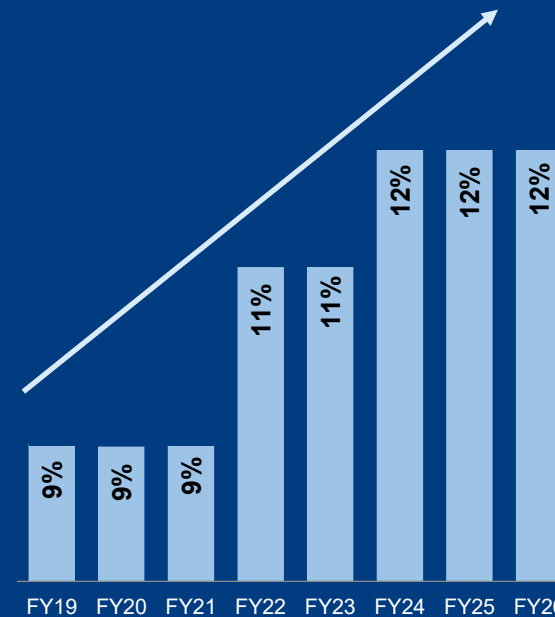
FY19-22 cumulative capex: ~ ₹ 2.2 Tn.

FY23-26 cumulative capex: ~ ₹ 3.4 Tn.

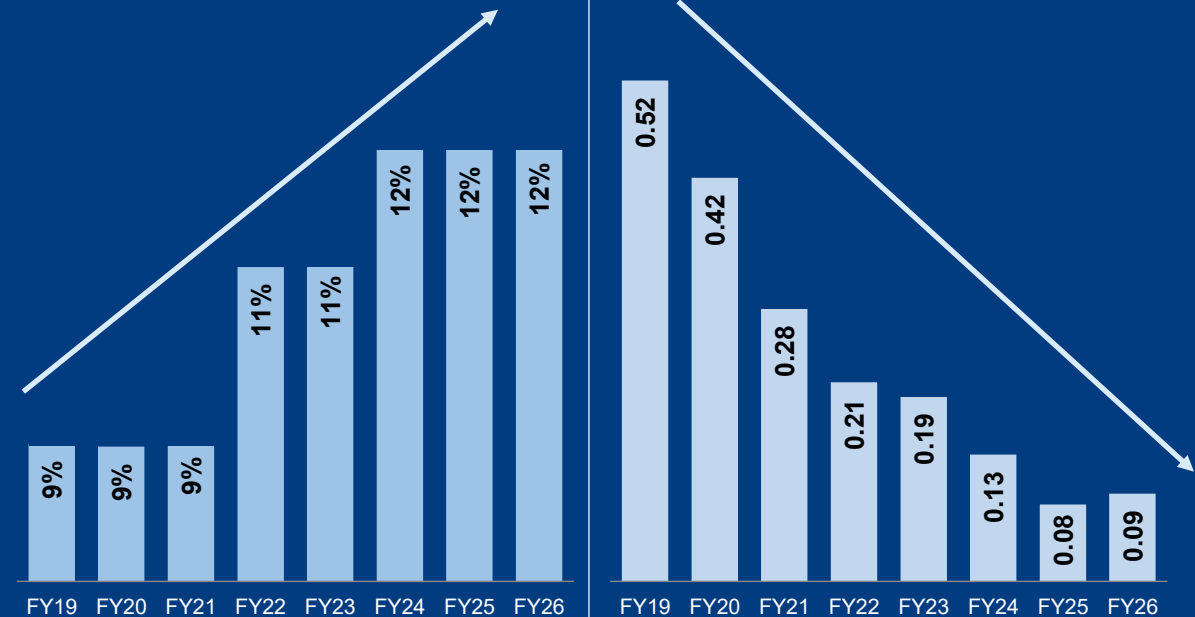


Capex has stepped up meaningfully, being funded by internal accruals rather than debt. OCF has kept pace with capex deployment, keeping free cash flows healthy.

## ROE %



## Net Debt to Equity (x)

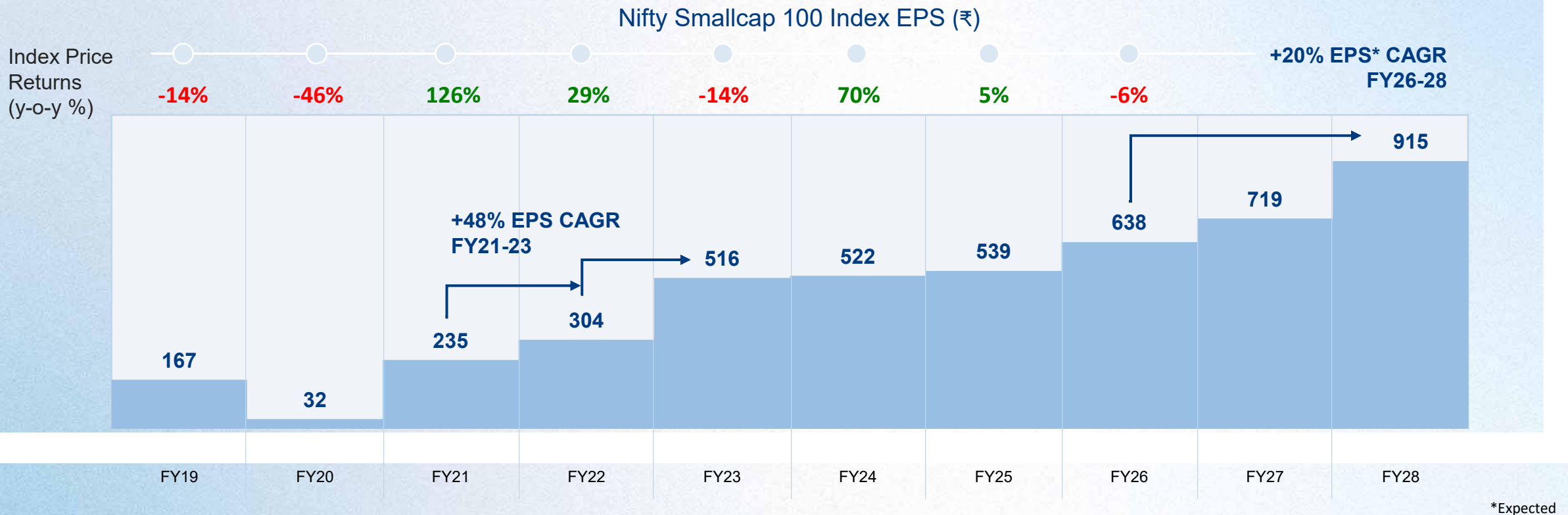


Balance sheets have been structurally repaired: net debt-to-equity has collapsed from 0.52x to near-zero, while ROE has steadily improved from 9% to 12%.

**This combination of higher reinvestment, better return potential, and cleaner balance sheets, is what earns the valuation premium.**

Small cap earnings have a well-established pattern: they fall hard, then recover sharply.

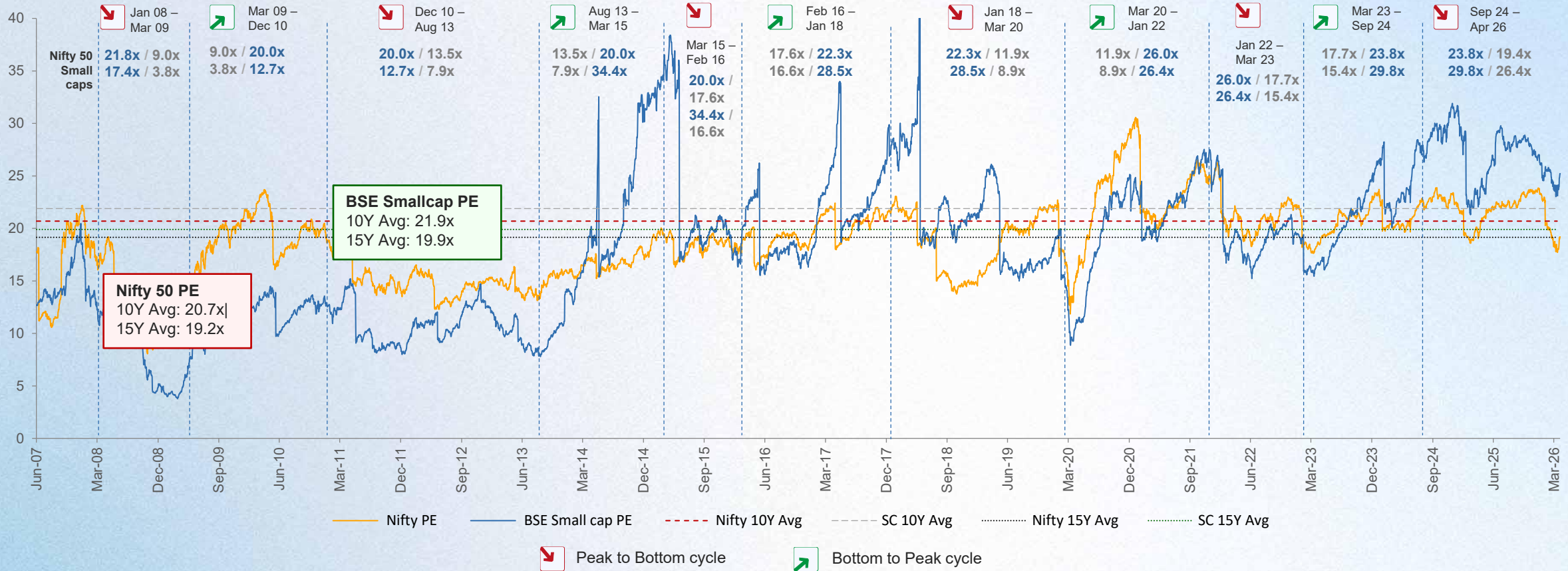
The FY21-23 cycle delivered a 48% EPS CAGR rewarding those who stayed invested through the downturn. The current setup looks familiar. After two years of earnings stagnation and a -6% price return in the most recent year, estimates point to a 20% EPS CAGR over FY26-28, with the index EPS nearly doubling from 638 to 915.



**History suggests that when small cap earnings inflect, prices often follow with a lag that potentially rewards early movers.**

Small caps are neither cheap nor expensive in isolation; context defines the valuation premium.

Nifty 50 and BSE Small cap Index PE (x)



BAJAJ FINSERV SMALL CAP FUND

**While small-cap valuations remain above their long-term averages, sustained earnings momentum could continue to support valuations and act as the key driver for any further re-rating.**

What appears steady on the surface still masks significant undercurrents beneath.

50% of small cap stocks are trading at a discount to their 10-year average valuation. This is one of the highest it has been across all time periods shown.

% of stocks trading at a Premium / In Line / Discount to their 10Y Average

Mcap Classification	Nov-16			Mar-19			Mar-22			Sep-24			Mar-25			Apr-26		
	Premium	In Line	Discount	Premium	In Line	Discount	Premium	In Line	Discount	Premium	In Line	Discount	Premium	In Line	Discount	Premium	In Line	Discount
Large Cap	59%	19%	22%	41%	28%	31%	51%	20%	29%	76%	8%	16%	41%	32%	27%	48%	28%	24%
Mid Cap	66%	19%	16%	44%	28%	28%	46%	24%	30%	75%	14%	10%	41%	28%	31%	41%	24%	36%
Small Cap	57%	22%	21%	36%	21%	44%	31%	21%	48%	64%	17%	19%	25%	23%	51%	28%	22%	50%
Total	60%	20%	19%	40%	25%	35%	41%	22%	38%	70%	15%	15%	34%	27%	40%	36%	24%	40%

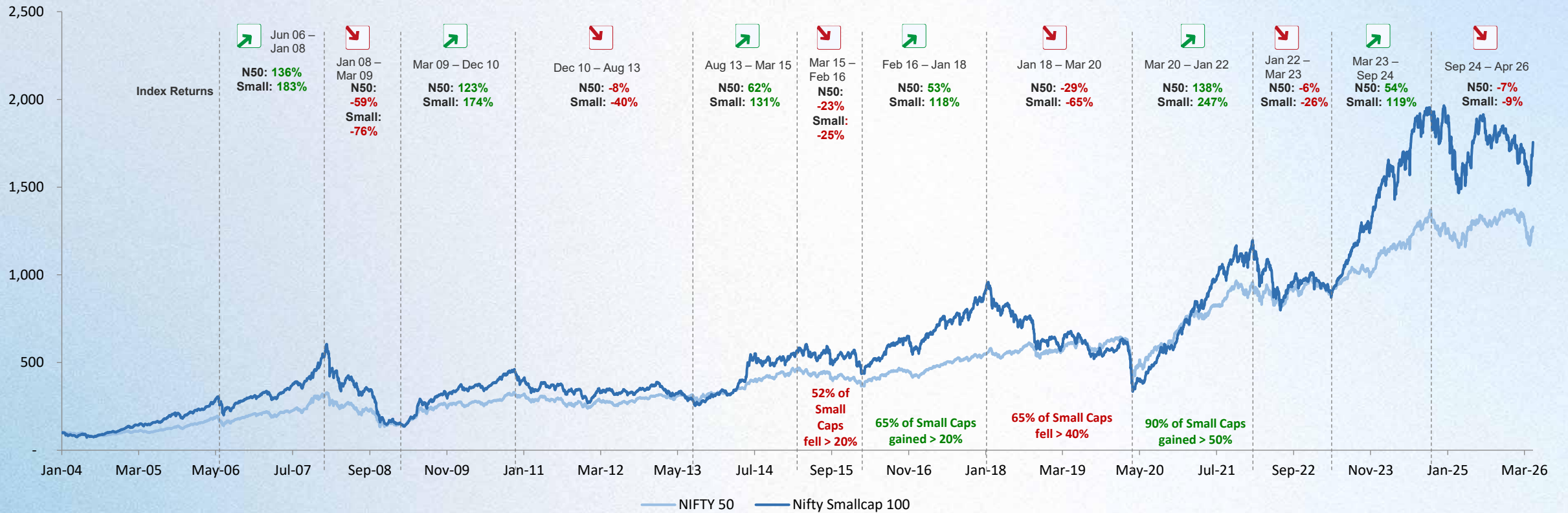
The % of stocks trading below their 10Y-average valuation is currently at its highest level.

**Widespread stock-level corrections are presenting robust opportunities for selective bottom-up investing in fundamentally sound businesses.**

Small caps tend to fall more in a downturn, but recover faster in an upswing.

Across every bottom-to-peak cycle since 2004, small caps have meaningfully outpaced the Nifty 50.

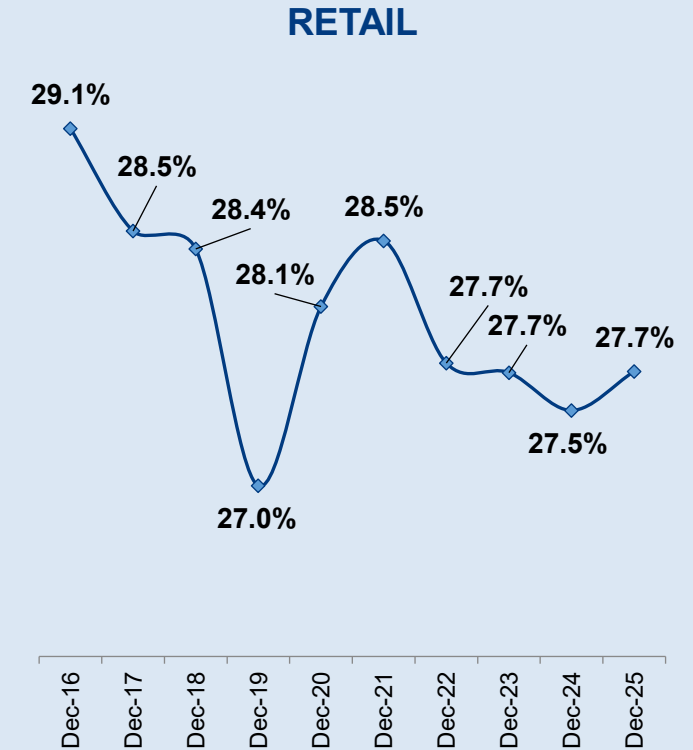
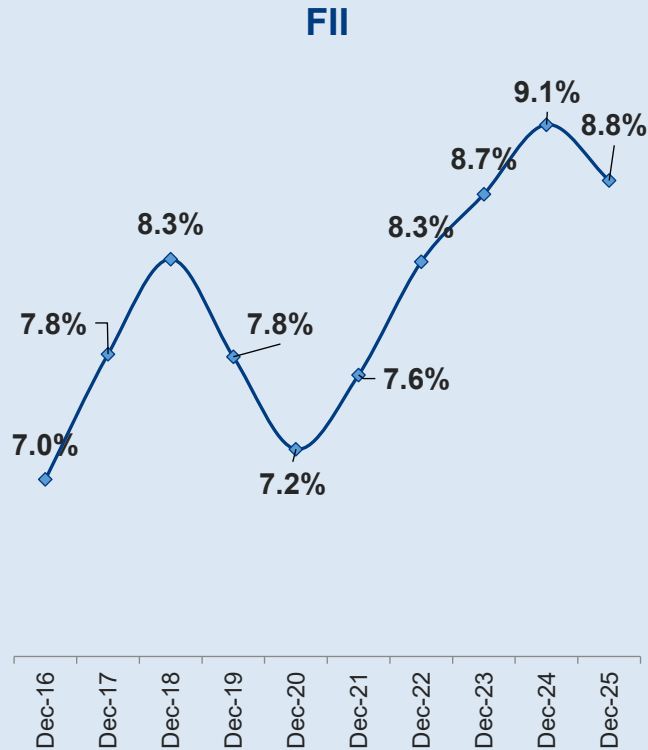
### Nifty 50 and Small cap Index across market cycles (rebased to 100)



BAJAJ FINSERV SMALL CAP FUND

## DII Ownership Rising; FII Participation Stable, Retail Moderating in Small Caps

DII have been gradually increasing their exposure to the small-cap segment, primarily through SIPs. This trend is encouraging, as SIP-driven flows tend to be more stable and stickier in nature, which could help reduce cyclical in the small-cap space over time.



Calendar year data

The deeper the correction, the more substantial the eventual rebound

### 2020 COVID Crash

Index Level (Rs.)	Peak (Jan-20)	Bottom (Mar-20)	Change %	Correction (Jan-20 to Mar-20)	Large Cap	Mid Cap	Small Cap	BSE500
<b>Nifty 50</b>	12,362	7,610	-38%	<b>Gained (&gt;0%)</b>	2%	1%	3%	2%
<b>Nifty Midcap</b>	17,652	10,991	-38%	<b>0% to -20%</b>	12%	9%	7%	9%
<b>Nifty Smallcap</b>	6,165	3,373	-45%	<b>-20% to -40%</b>	38%	48%	25%	34%
				<b>Worse than -40%</b>	48%	42%	65%	55%

Index Level (Rs.)	Bottom (Mar-20)	Rebound (Feb-21)	Change %	Rebound (Mar-20 to Feb-21)	Large Cap	Mid Cap	Small Cap	BSE500
<b>Nifty 50</b>	7,610	15,315	101%	<b>Still Negative (&lt;0%)</b>	1%	2%	1%	1%
<b>Nifty Midcap</b>	10,991	23,214	111%	<b>0% to 20%</b>	4%	2%	2%	2%
<b>Nifty Smallcap</b>	3,373	7,964	136%	<b>20% to 50%</b>	13%	20%	7%	12%
				<b>&gt;50%</b>	82%	76%	90%	84%

65%

Small caps fall deeper during corrections

65% of small caps corrected >40%, while 90% rebounded >50% during the recovery phase

90%

Small caps rebound faster than large and mid caps

### Latest Correction (Ongoing)

Index Level (Rs.)	Peak (Sep-24)	Current (Mar-26)	Change %	Correction (Sep-24 to Mar-26)	Large Cap	Mid Cap	Small Cap	BSE500
<b>Nifty 50</b>	26,216	22,331	-15%	<b>Gained (&gt;0%)</b>	23%	26%	20%	23%
<b>Nifty Midcap</b>	60,469	52,650	-13%	<b>0% to -20%</b>	41%	31%	20%	28%
<b>Nifty Smallcap</b>	19,261	15,204	-21%	<b>-20% to -40%</b>	27%	26%	26%	26%
				<b>Worse than -40%</b>	9%	17%	34%	24%

# The opportunity in small caps

is increasingly compelling, but the key differentiator will be the medium one chooses to invest in.

# Why invest in BAJAJ FINSERV SMALL CAP FUND?



01

Blend of Quality,  
Growth and Value



02

True-to-label  
small cap fund



03

Better Growth  
Prospects



04

Quality for  
relatively lower  
drawdown



05

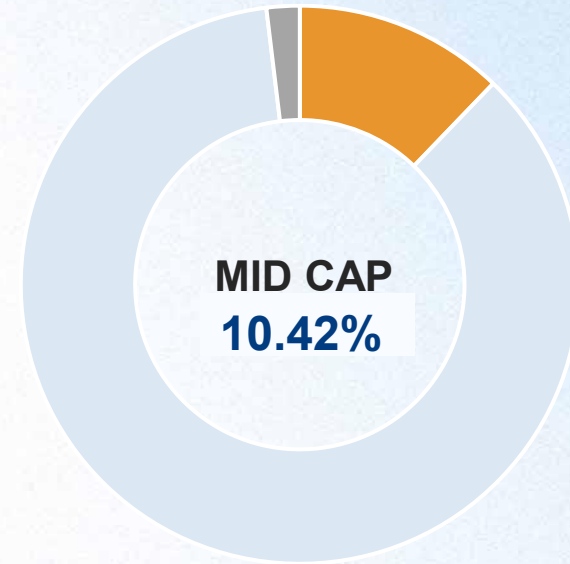
Higher Small Caps  
exposure for upside  
capture with sizeable  
exposure towards  
micro caps

# BAJAJ FINSERV SMALL CAP FUND

## 3 PILLARS OF OUR APPROACH



# Portfolio Breakup – True to Label small cap fund



Cash and cash equivalents: 2.69%

- Small cap
- Mid cap
- Cash and cash equivalents

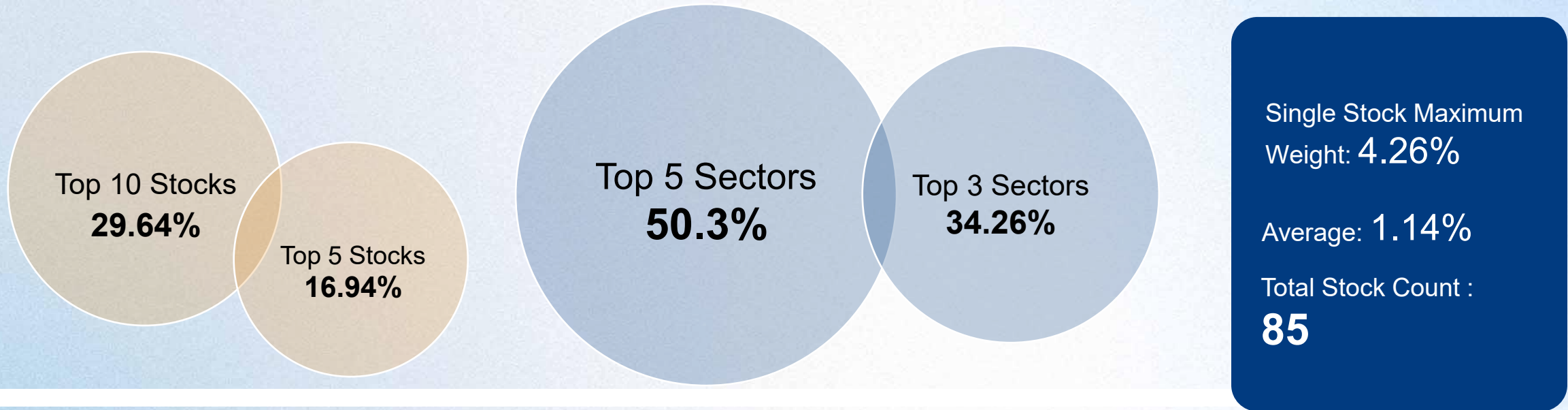
**40** out of 85 stocks are outside of BSE 500, which constitute almost 40% of the portfolio



**Dedicated forensic analyst to closely monitor this space.**



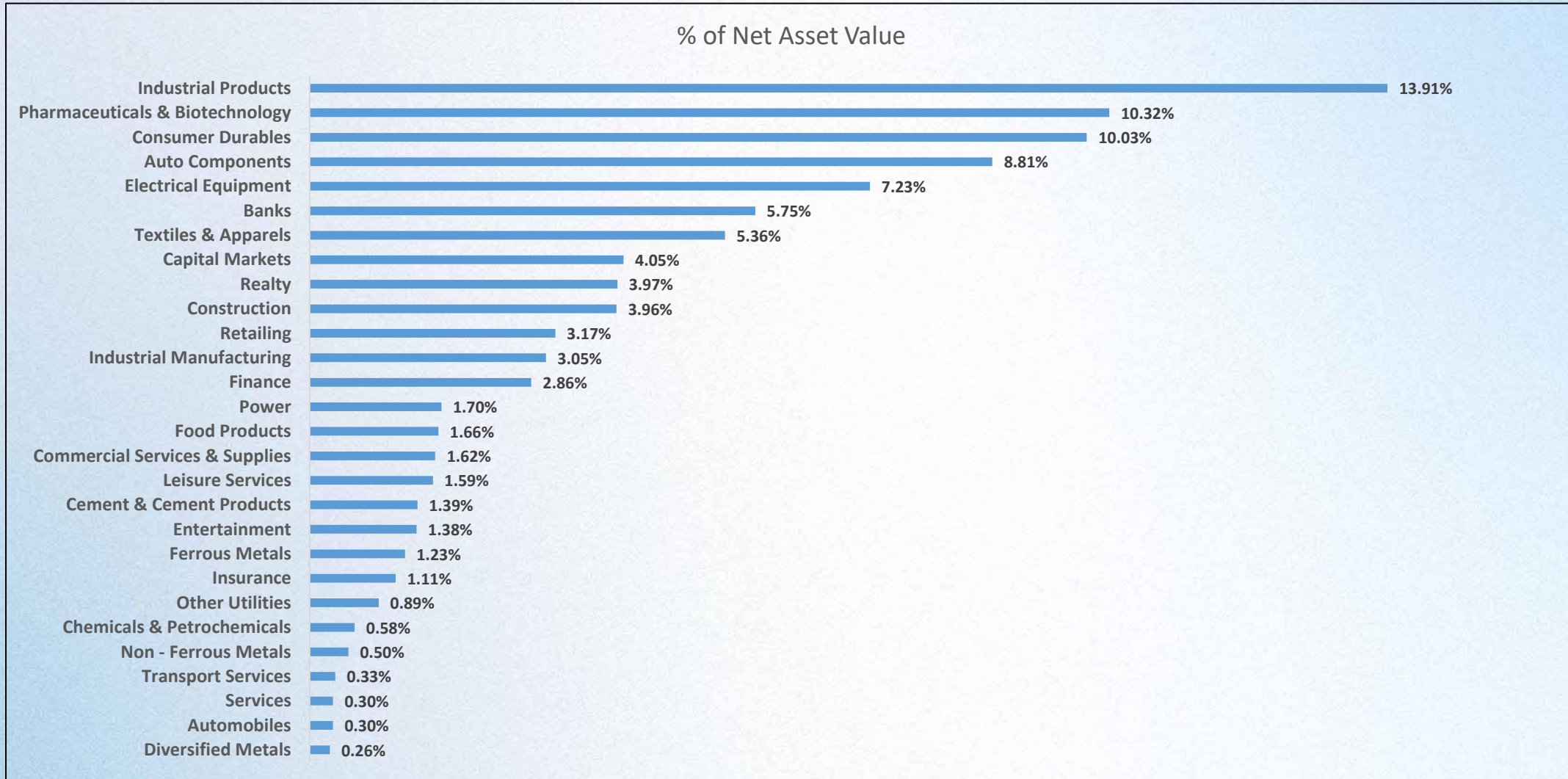
## PORTFOLIO STATS



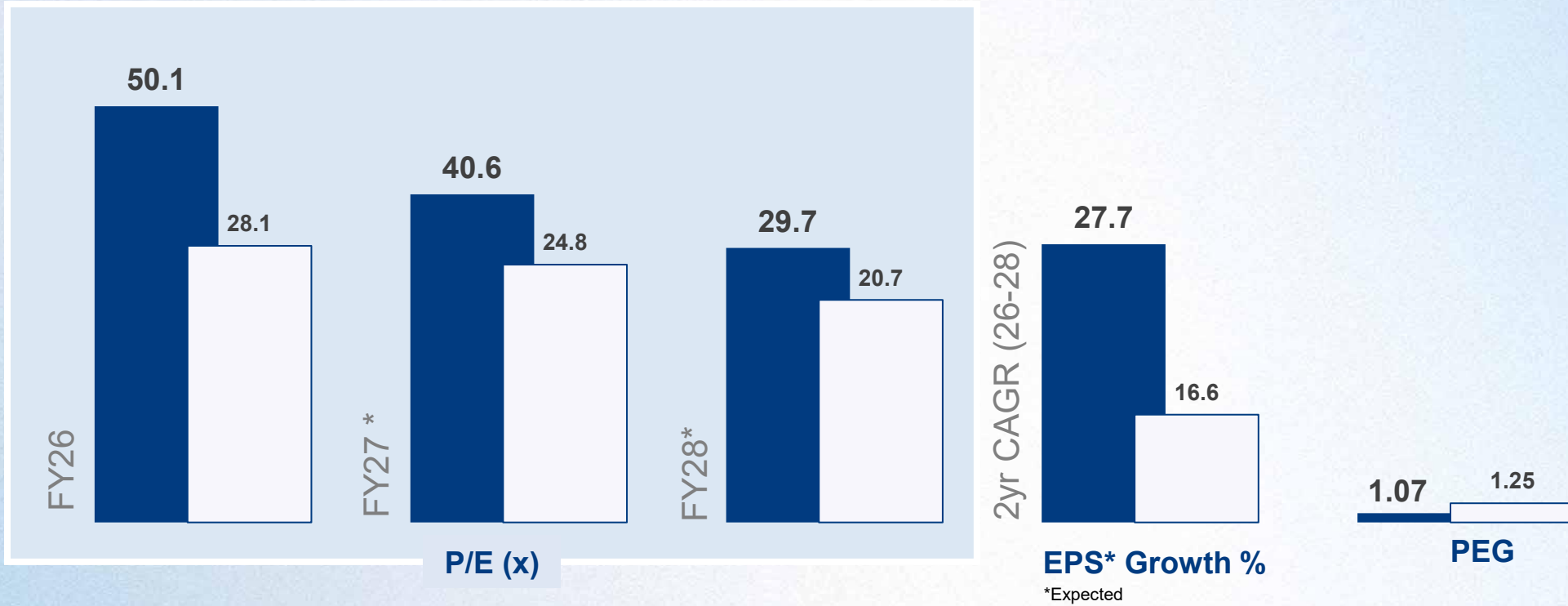
With no single stock exceeding 4.26% and the top 10 together accounting for less than a third of the portfolio, concentration risk is deliberately kept in check.

# Portfolio Breakup – Differentiated Portfolio

Overweight in Industrials, Pharmaceuticals and Biotechnology and Consumer Durables relative to the benchmark reflects a deliberate tilt toward domestic growth engines where small caps have historically carved out durable competitive niches.



# Portfolio Quants – Strong fundamentals

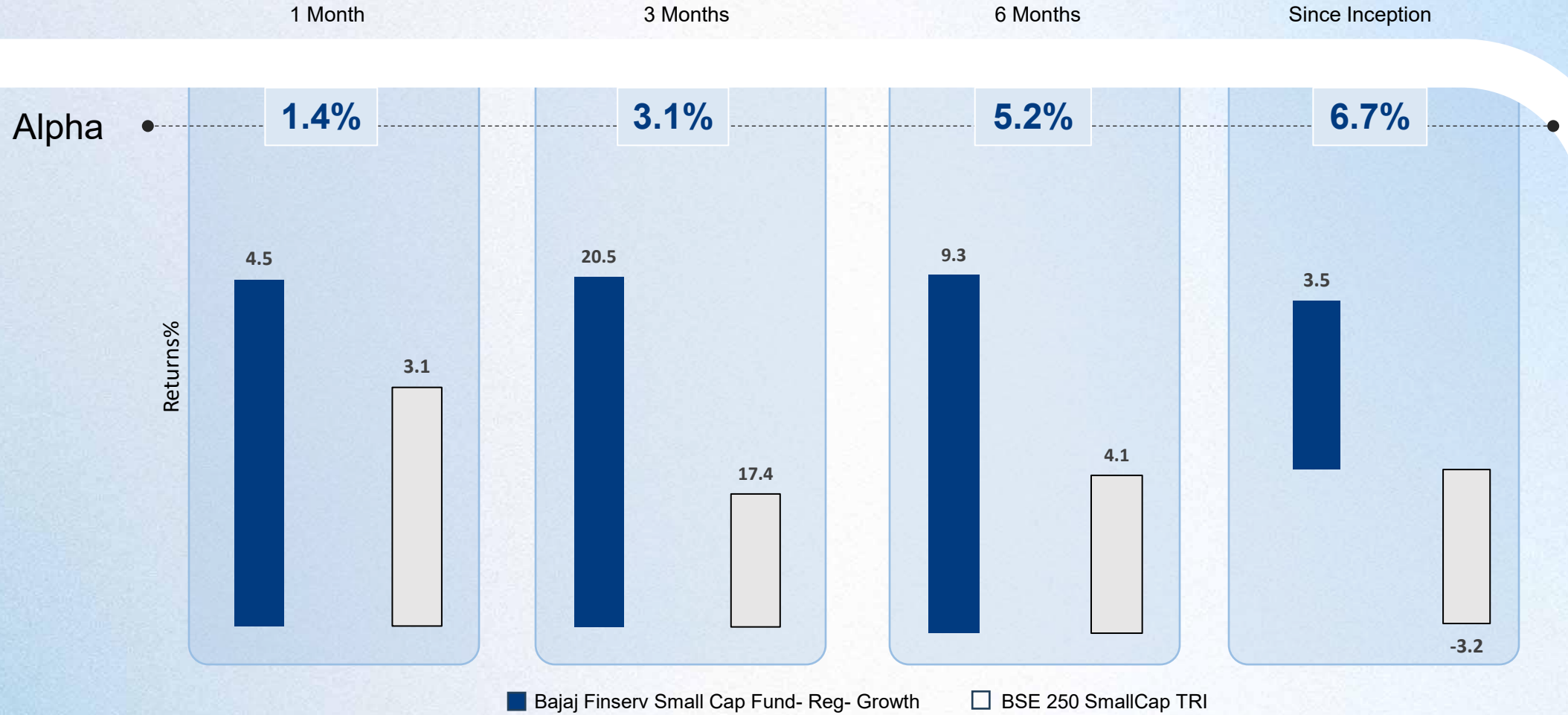


■ Bajaj Finserv Small Cap Fund- Reg- Growth □ Benchmark

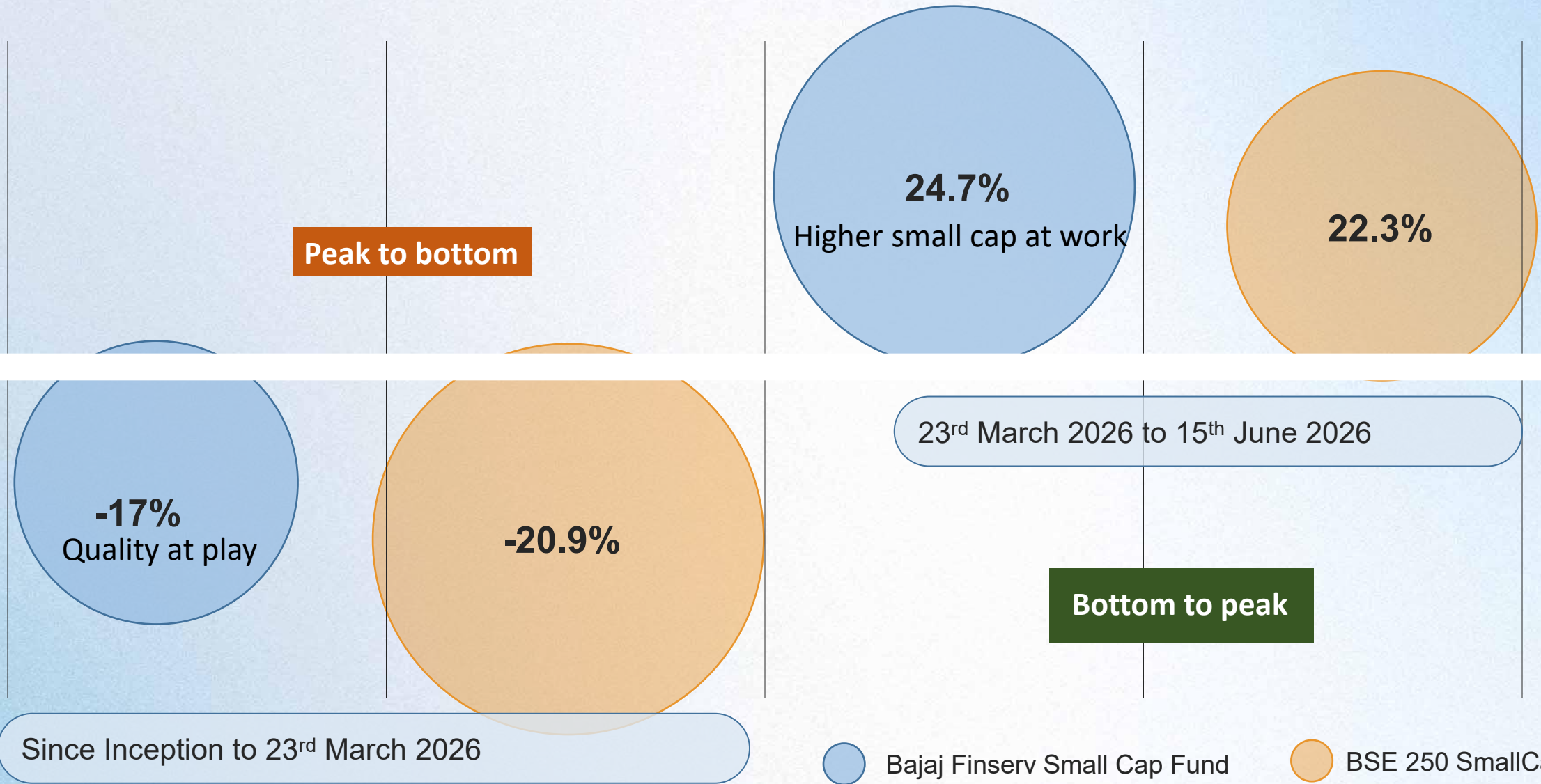
Higher EPS growth versus the benchmark **reflects robust earnings growth**, while higher P/E reflects **growth potential and lower PEG as compared to the benchmark indicates reasonable valuations.**

EPS = Earnings Per Share, P/E = Price-to-Earnings Ratio, PEG = Price/Earnings-to-Growth Ratio; Source: Bloomberg, Internal analysis; Data as on 15th June 2026

Inception Date : 18-07-2025



BAJAJ FINSERV SMALL CAP FUND



## Mid and Small-cap Allocation across our equity schemes

Scheme Name	Mid and Small Allocation	
	Oct-24	May-26
Bajaj Finserv Flexi Cap Fund	37.7%	53.2%
Bajaj Finserv Large and Mid Cap Fund	43.7%	54.4%
Bajaj Finserv Multi Cap Fund	52.2%*	59.3%

\*For Multicap we have taken data as on March 31<sup>st</sup> 2025 as the inception date of the scheme is 27<sup>th</sup> Feb 2025, Data as on May 31, 2026





Geopolitical uncertainty may keep markets volatile in the near term. But, volatility and opportunity have always been two sides of the same coin in small caps.



Valuations have undergone both a price and time correction indicating that the froth is gone, and the asset class is trading closer to historical averages than it has in years.



The correction has been broad and deep, with half the small cap universe now trading below long-term valuation averages, presenting compelling opportunity to invest in this segment

## KEY TAKE-AWAYS



The next three months present a meaningful entry window. Investors who have been waiting for the opportune moment to build small cap can consider investing now



For investors with a higher risk appetite, a lump sum approach can be considered. SIPs and STPs remain the preferred investment routes, as disciplined investing through market volatility has historically delivered alpha in small cap funds over full market cycles.



Our small cap fund remains anchored in its quality, growth and value strategy with a true-to-label approach. The scheme is built to capture the full potential of the asset class while managing downside through disciplined and prudent stock selection.

# BAJAJ FINSERV SMALL CAP FUND

An open ended equity scheme predominantly investing in small cap stocks

## Product label

This product is suitable for investors who are seeking\*:


- wealth creation over long term
- to invest predominantly in equity and equity related instruments of small cap companies.

\*Investors should consult their financial advisers if in doubt about whether the product is suitable for them




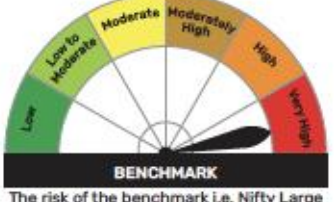
### Bajaj Finserv Flexi Cap Fund

An open ended equity scheme investing across large cap, mid cap, small cap stocks.

	SCHEME RISK-O-METER	BENCHMARK RISK-O-METER
<p>This product is suitable for investors who are seeking*:</p> <ul style="list-style-type: none"> <li>● Wealth creation/capital appreciation over long term</li> <li>● Investment in equity and equity related instruments across large cap, mid cap and small cap stocks</li> </ul> <p>*Investors should consult their financial advisers if in doubt about whether the product is suitable for them</p>	 <p><b>SCHEME</b> The risk of the scheme is very high</p>	 <p><b>BENCHMARK</b> The risk of the benchmark i.e. BSE 500 TRI is very high</p>

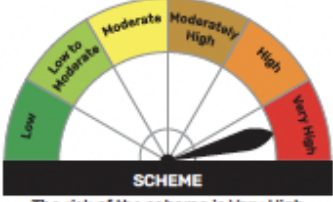
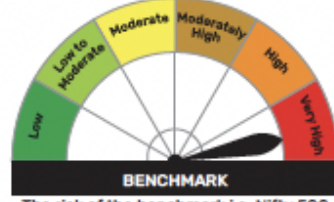
### Bajaj Finserv Large and Mid Cap Fund

An open ended equity scheme investing in both large cap and mid cap stocks

	SCHEME RISK-O-METER	BENCHMARK RISK-O-METER
<p>This product is suitable for investors who are seeking*:</p> <ul style="list-style-type: none"> <li>● Wealth creation over long term</li> <li>● Open ended equity scheme investing in both large cap and mid cap stocks</li> </ul> <p>*Investors should consult their financial advisers if in doubt about whether the product is suitable for them</p>	 <p><b>SCHEME</b> The risk of the scheme is very high</p>	 <p><b>BENCHMARK</b> The risk of the benchmark i.e. Nifty Large Midcap 250 TRI is very high</p>

### Bajaj Finserv Multi Cap Fund

An open ended equity scheme investing across large cap, mid cap, small cap stocks

	SCHEME RISK-O-METER	BENCHMARK RISK-O-METER
<p>This product is suitable for investors who are seeking*:</p> <ul style="list-style-type: none"> <li>● wealth creation over long term</li> <li>● to invest predominantly in equity and equity related instruments of large cap, mid cap, small cap companies.</li> </ul> <p>*Investors should consult their financial advisers if in doubt about whether the product is suitable for them</p>	 <p><b>SCHEME</b> The risk of the scheme is Very High</p>	 <p><b>BENCHMARK</b> The risk of the benchmark i.e. Nifty 500 Multicap 50:25:25 TRI is Very High</p>



# Bajaj Finserv Small Cap Fund

## Bajaj Finserv Small Cap Fund

Period	Fund Returns (%)	Benchmark Returns (%)	Additional Benchmark Returns (%)	Value of Investment of Rs.10,000		
				Fund (Rs)	Benchmark (Rs)	Additional Benchmark (Rs)
<b>Bajaj Finserv Small Cap Fund - Regular Plan - Growth</b>						
Last 6 Months	8.89%	2.06%	-19.78%	10,443	10,103	9,013
<b>Bajaj Finserv Small Cap Fund - Direct Plan - Growth</b>						
Last 6 Months	10.47%	2.06%	-19.78%	10,522	10,103	9,013

Returns as on 29th May, 2026

**Past performance may or may not be sustained in future.** Different Plans i.e. Regular Plan and Direct Plan under the scheme have different expense structure.

**Benchmark:** BSE 250 SmallCap TRI

**Additional Benchmark:** Nifty 50 TRI.

**Inception Date:** 18th July 2025

Period for which scheme's performance has been provided is computed basis last day of the previous month preceding the date of this material. Simple annualized returns have been provided as per the extant guidelines since the scheme has completed 6 months but not 1 year. However, such returns may not be representative. Absolute returns for the 6 month period of Bajaj Finserv Small Cap Fund - Regular Plan is 4.43%; Bajaj Finserv Small Cap Fund - Direct Plan is 5.22%.

Face Value per unit: Rs. 10

The Fund Managers of the scheme: Mr. Nimesh Chandan (Equity Portion), Mr. Sorbh Gupta (Equity Portion) and Mr. Siddharth Chaudhary (Debt Portion). For the performance of other schemes managed by the Fund Managers which have completed 1 year or more than 1 year since inception, refer page no. 52 & 53.

Mr. Nimesh Chandan manages Bajaj Finserv Low Duration Fund.

Mr. Siddharth Chaudhary manages debt portion of Bajaj Finserv Equity Savings Fund and Bajaj Finserv Banking and Financial Services Fund. He also manages Bajaj Finserv Low Duration Fund.

Mr. Sorbh Gupta manages equity portion of Bajaj Finserv Equity Savings Fund and Bajaj Finserv Banking and Financial Services Fund.

However, since these funds have not completed 1 year, the performance is not disclosed.

BAJAJ FINSERV SMALL CAP FUND

# Other Schemes Managed by Fund Manager

Other Schemes Managed by Fund Managers

Period	Benchmark Name	1 year		3 year		5 year		Scheme Inception date
		Scheme return %	Benchmark return (%)	Scheme return %	Benchmark return (%)	Scheme return %	Benchmark return (%)	
<b>Funds Managed by Mr. Nimesh Chandan and Mr. Sorbh Gupta (Equity portion), Mr. Siddharth Chaudhary (Debt portion)</b>								
Bajaj Finserv Flexi Cap Fund-Regular Plan	BSE 500 TRI	3.85%	-0.07%	NA	NA	NA	NA	14-Aug-23
Bajaj Finserv Flexi Cap Fund-Direct Plan		5.20%	-0.07%	NA	NA	NA	NA	
Bajaj Finserv Balanced Advantage Fund-Regular Plan	NIFTY 50 Hybrid Composite debt 50:50 Index	-0.41%	-1.65%	NA	NA	NA	NA	15-Dec-23
Bajaj Finserv Balanced Advantage Fund-Direct Plan		1.11%	-1.65%	NA	NA	NA	NA	
Bajaj Finserv Large Cap Fund-Regular Plan	Nifty 100 Total Return Index (TRI)	-0.89%	-1.88%	NA	NA	NA	NA	20-Aug-24
Bajaj Finserv Large Cap Fund-Direct Plan		0.58%	-1.88%	NA	NA	NA	NA	
Bajaj Finserv ELSS Tax Saver Fund-Regular Plan	BSE 500 Total Return Index (TRI)	1.34%	-0.07%	NA	NA	NA	NA	29-Jan-25
Bajaj Finserv ELSS Tax Saver Fund-Direct Plan		3.11%	-0.07%	NA	NA	NA	NA	
Bajaj Finserv Multi Cap Fund-Regular Plan	Nifty 500 Multicap 50:25:25 TRI	4.47%	1.43%	NA	NA	NA	NA	27-Feb-25
Bajaj Finserv Multi Cap Fund-Direct Plan		6.05%	1.43%	NA	NA	NA	NA	
<b>Funds Managed by Mr. Ilesh Savia</b>								
Bajaj Finserv Nifty 50 ETF-Regular Plan	Nifty 50 TRI	-3.89%	-3.84%	NA	NA	NA	NA	19-Jan-24
Bajaj Finserv Nifty 50 ETF-Direct Plan		NA	NA	NA	NA	NA	NA	
Bajaj Finserv Nifty Bank ETF-Regular Plan	Nifty Bank TRI	-2.09%	-1.94%	NA	NA	NA	NA	19-Jan-24
Bajaj Finserv Nifty Bank ETF-Direct Plan		NA	NA	NA	NA	NA	NA	
Bajaj Finserv Nifty Next 50 Index Fund-Regular Plan	Nifty Next 50 TRI	5.69%	7.53%	NA	NA	NA	NA	12-May-25
Bajaj Finserv Nifty Next 50 Index Fund-Direct Plan		6.39%	7.53%	NA	NA	NA	NA	
Bajaj Finserv Nifty 50 Index Fund-Regular Plan	Nifty 50 TRI	-4.96%	-3.84%	NA	NA	NA	NA	15-May-25
Bajaj Finserv Nifty 50 Index Fund-Direct Plan		-4.33%	-3.84%	NA	NA	NA	NA	
<b>Funds Managed by Mr. Siddharth Chaudhary, Mr. Nimesh Chandan</b>								
Bajaj Finserv Money Market Fund-Regular Plan	NIFTY Money Market Index A-I	5.28%	5.92%	NA	NA	NA	NA	24-Jul-23
Bajaj Finserv Money Market Fund-Direct Plan		5.97%	5.92%	NA	NA	NA	NA	
Bajaj Finserv Banking and PSU Fund-Regular Plan	Nifty Banking & PSU Debt Index A-II	2.57%	3.99%	NA	NA	NA	NA	13-Nov-23
Bajaj Finserv Banking and PSU Fund-Direct Plan		3.14%	3.99%	NA	NA	NA	NA	
<b>Funds Managed by Mr. Nimesh Chandan, Mr. Siddharth Chaudhary, Mr. Chirag Shah, Mr. Sourish Chatterjee</b>								
Bajaj Finserv Overnight Fund-Regular Plan	CRISIL Liquid Overnight Index	5.35%	5.34%	NA	NA	NA	NA	05-Jul-23
Bajaj Finserv Overnight Fund-Direct Plan		5.40%	5.34%	NA	NA	NA	NA	
<b>Funds Managed by Mr. Nimesh Chandan, Mr. Siddharth Chaudhary, Mr. Chirag Shah</b>								
Bajaj Finserv Liquid Fund-Regular Plan	NIFTY Liquid Index A-I	6.03%	6.16%	NA	NA	NA	NA	05-Jul-23

**Disclaimer:**

Data as on 31st May 2026 for Bajaj Finserv Liquid Fund, Bajaj Finserv Overnight Fund and Bajaj Finserv Nifty 10 Rate Liquid ETF - Growth.

Data as on 29th May 2026 for rest of the schemes.

Past performance may or may not be sustained in the future. Different plans have different expense structure. Period for which scheme's performance has been provided is computed basis last day of the previous month preceding the date of this material.

Returns are compounded annualized.

Performance of funds which have not completed 1 year have not been disclosed.

**Note:**

Fund Managers are managing these schemes since inception. Except with effect from May 19, 2026, the fund managers of certain schemes has been changed as follows:

Bajaj Finserv Consumption Fund: Equity portion: Mr. Sayan Das Sharma, Mr. Kishore Agarwal, Debt portion: Mr. Siddharth Chaudhary.  
 Bajaj Finserv Multi Asset Allocation Fund: Equity portion: Mr. Anup Kulkarni, Mr. Sabyasachi Mukerji, Debt portion: Mr. Siddharth Chaudhary, Commodity investments portion: Mr. Cheragh Sidhwa.  
 Bajaj Finserv Liquid Fund: Mr. Nimesh Chandan, Mr. Siddharth Chaudhary and Mr. Chirag Shah.  
 Bajaj Finserv Overnight Fund: Mr. Nimesh Chandan, Mr. Siddharth Chaudhary, Mr. Chirag Shah and Mr. Sourish Chatterjee.  
 Bajaj Finserv Gilt Fund: Mr. Nimesh Chandan, Mr. Siddharth Chaudhary, and Mr. Sourish Chatterjee.  
 Bajaj Finserv Healthcare Fund: Equity portion: Mr. Vinay Bafna, Mr. Bharat Hegde, Debt portion: Mr. Siddharth Chaudhary.

Other Schemes Managed by Fund Managers

Period	Benchmark Name	1 year		3 year		5 year		Scheme Inception date
		Scheme return %	Benchmark return (%)	Scheme return %	Benchmark return (%)	Scheme return %	Benchmark return (%)	
Bajaj Finserv Liquid Fund-Direct Plan		6.22%	6.16%	NA	NA	NA	NA	
<b>Funds Managed by Mr. Ilesh Savia (Equity portion), Mr. Siddharth Chaudhary (Debt portion)</b>								
Bajaj Finserv Arbitrage Fund-Regular Plan	Nifty 50 Arbitrage Index (TRI)	5.33%	6.63%	NA	NA	NA	NA	15-Sep-23
Bajaj Finserv Arbitrage Fund-Direct Plan		6.07%	6.63%	NA	NA	NA	NA	
<b>Funds Managed by Mr. Nimesh Chandan and Mr. Sorbh Gupta (Equity portion) Mr. Siddharth Chaudhary (Debt portion)</b>								
Bajaj Finserv Large and Mid Cap Fund-Regular Plan	Nifty Large Midcap 250 TRI	-0.88%	2.78%	NA	NA	NA	NA	27-Feb-24
Bajaj Finserv Large and Mid Cap Fund-Direct Plan		0.52%	2.78%	NA	NA	NA	NA	
<b>Funds Managed by Mr. Siddharth Chaudhary</b>								
Bajaj Finserv Nifty 1D Rate Liquid ETF - Growth-Regular Plan	Nifty 1D Rate Index	4.95%	5.33%	NA	NA	NA	NA	28-May-24
Bajaj Finserv Nifty 1D Rate Liquid ETF - Growth-Direct Plan		NA	NA	NA	NA	NA	NA	
<b>Funds Managed by Mr. Anup Kulkarni, Sabyasachi Mukerji, (Equity portion), Mr. Siddharth Chaudhary (Debt portion) and Mr. Cheragh Sidhwa (Commodity investments portion)</b>								
Bajaj Finserv Multi Asset Allocation Fund-Regular Plan	65% Nifty 50 TRI + 25% NIFTY Short Duration Debt Index + 10% Domestic Prices of Gold	11.43%	3.99%	NA	NA	NA	NA	03-Jun-24
Bajaj Finserv Multi Asset Allocation Fund-Direct Plan		13.07%	3.99%	NA	NA	NA	NA	
<b>Funds Managed by Mr. Sayan Das Sharma (Equity Portion), Mr. Kishore Agarwal (Equity Portion), Mr. Siddharth Chaudhary (Debt Portion)</b>								
Bajaj Finserv Consumption Fund-Regular Plan	Nifty India Consumption Total Return Index (TRI)	-7.38%	-0.34%	NA	NA	NA	NA	29-Nov-24
Bajaj Finserv Consumption Fund-Direct Plan		-5.87%	-0.34%	NA	NA	NA	NA	
<b>Funds Managed by Mr. Vinay Bafna (Equity Portion), Mr. Bharat Hegde (Equity Portion), Mr. Siddharth Chaudhary (Debt Portion)</b>								
Bajaj Finserv Healthcare Fund-Regular Plan	BSE Healthcare Total Return Index (TRI)	9.20%	10.46%	NA	NA	NA	NA	27-Dec-24
Bajaj Finserv Healthcare Fund-Direct Plan		11.03%	10.46%	NA	NA	NA	NA	
<b>Funds Managed by Mr. Nimesh Chandan, Mr. Siddharth Chaudhary, Mr. Sourish Chatterjee</b>								
Bajaj Finserv Gilt Fund-Regular Plan	CRISIL Dynamic Gilt Index	-1.98%	0.71%	NA	NA	NA	NA	15-Jan-25
Bajaj Finserv Gilt Fund-Direct Plan		-1.13%	0.71%	NA	NA	NA	NA	

**Disclaimer:**

Data as on 31st May 2026 for Bajaj Finserv Liquid Fund, Bajaj Finserv Overnight Fund and Bajaj Finserv Nifty 10 Rate Liquid ETF - Growth.

Data as on 29th May 2026 for rest of the schemes.

Past performance may or may not be sustained in the future. Different plans have different expense structure. Period for which scheme's performance has been provided is computed basis last day of the previous month preceding the date of this material.

Returns are compounded annualized.

Performance of funds which have not completed 1 year have not been disclosed.

## DISCLAIMER

This document should not be treated as endorsement of the views/opinions or as an investment advice. This document should not be construed as a research report or a recommendation to buy or sell any security. This document alone is not sufficient and should not be used for the development or implementation of an investment strategy. The recipient should note and understand that the information provided above may not contain all the material aspects relevant for making an investment decision. The decision of the Investment Manager may not always be profitable; as such decisions are based on the prevailing market conditions and the understanding of the Investment Manager. Actual market movements may vary from the anticipated trends. Neither Bajaj Finserv Mutual Fund / Bajaj Finserv Mutual Fund Trustee Limited / Bajaj Finserv Asset Management Limited nor its Directors or employees shall be liable for any damages whether direct or indirect, incidental, punitive special or consequential including lost revenue or lost profits that may arise from or in connection with the use of the information. Investors are advised to consult their own investment advisor before making any investment decision in light of their risk appetite, investment goals and horizon. This information is subject to change without any prior notice.

**MUTUAL FUND INVESTMENTS ARE SUBJECT TO MARKET RISKS, READ ALL SCHEME RELATED DOCUMENTS CAREFULLY.**

