

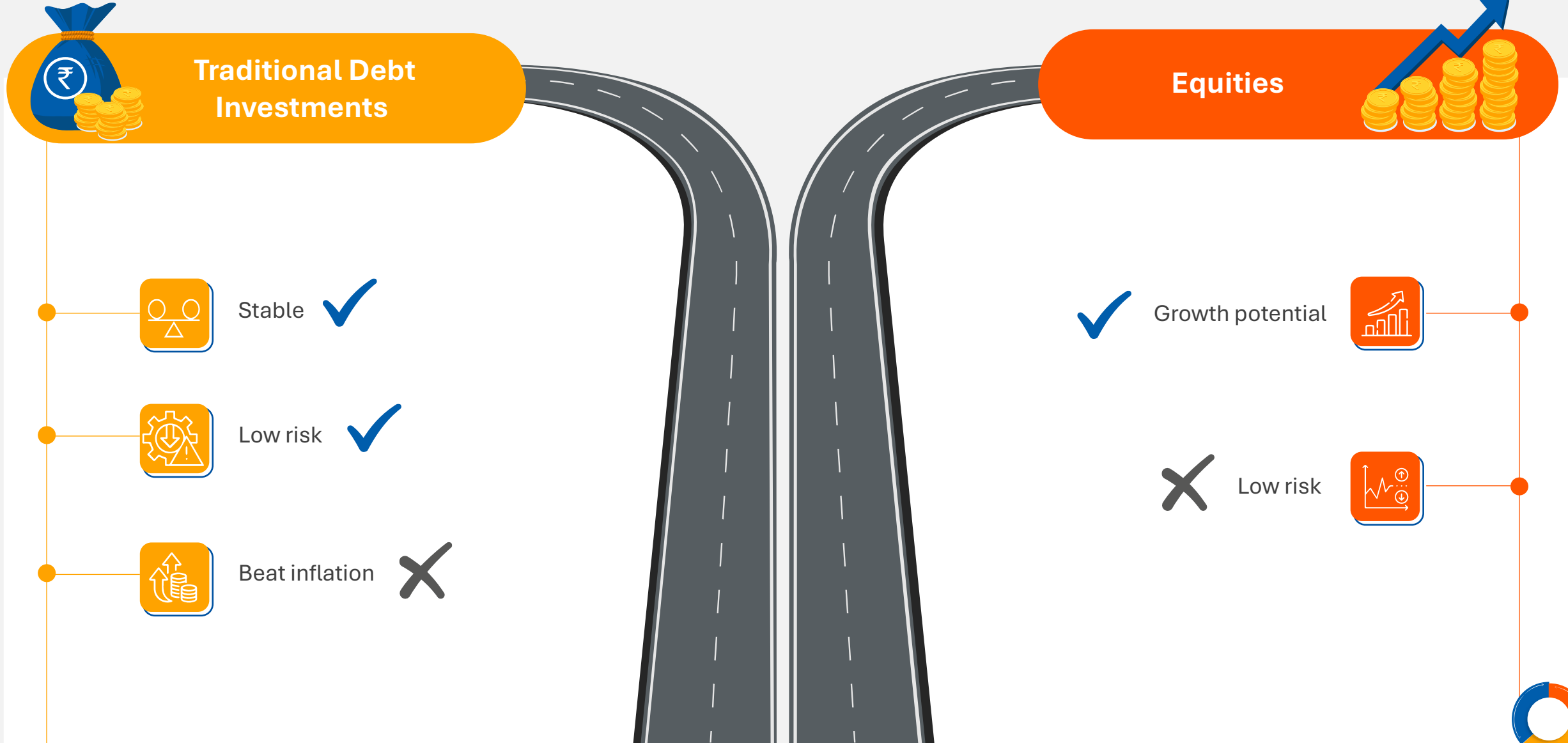


BAJAJ FINSERV ASSET MANAGEMENT LIMITED

Bajaj Finserv Equity Savings Fund

An open ended scheme investing in equity,
arbitrage and debt

Investor Choices: Balancing Stability and Growth



Is there a
solution that
balances both
peace of mind
and progress?

Is there a
middle path?



The Solution: Equity Savings Fund

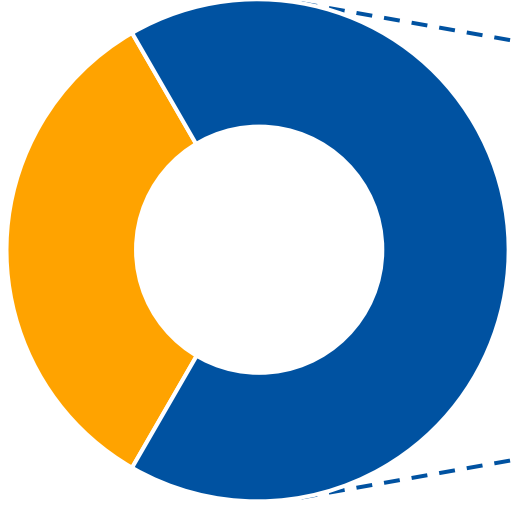
A balanced portfolio of equity, arbitrage, and debt — offering growth potential and stability without the worries of inflation or high volatility.



Benefit Of Both Worlds: Growth & Stability

Debt Opportunity

Provides downside mitigation and seeks to reduce the risk of invested capital during market downturns.



■ Debt ■ Gross Equity



Equity Exposure

Captures growth during the good times, so investors can still ride the upward waves



Arbitrage Opportunity

Investors navigate choppy waters, with low-risk arbitrage opportunities that take advantage of price differences in the market.

Tax Advantage Over Traditional Investments

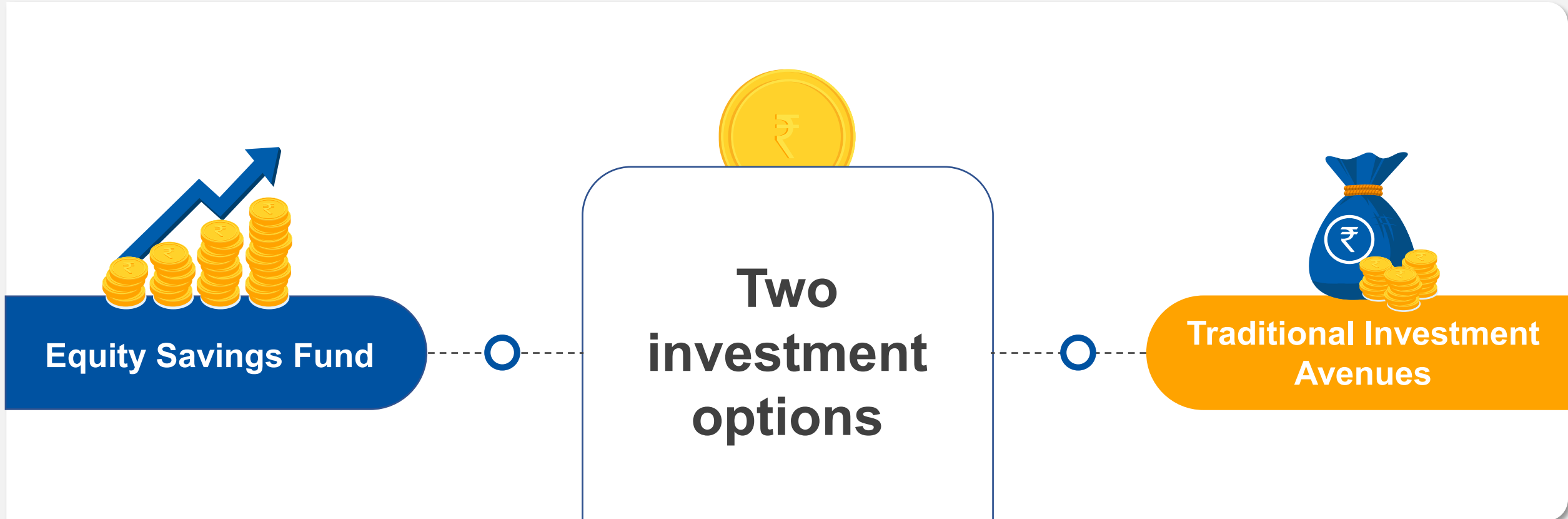
Component	Holding Period	Rate
Taxation on Equity Investments	> 12 months : LTCG	12.5%* on gains > ₹1.25 lakh
	≤ 12 months : STCG	20%
Taxation on Debt Investments	As per tax slab	
Equity Savings Fund (allocation more than 65% in equity)	> 12 months : LTCG	12.5%* on gains > ₹1.25 lakh
	≤ 12 months : STCG	20%



Equity Savings Funds offer better long-term post-tax returns than debt investments, benefiting from a lower 12.5% LTCG tax versus income tax slab rates—making them a tax-efficient investment choice.

Equity Taxation or Stable Returns?

A conservative investor in a high-income tax bracket is confused about where to park his large savings corpus. He wants a low-volatile, inflation-beating, and tax-efficient investment product and has narrowed down his options to two.



Why invest in Equity Savings Fund?



Lower Volatility

Much lower drawdowns than pure equity funds — especially during market corrections



No lock-in period

Liquidity remains flexible



Smart Park-and-Grow strategy

For investors shifting out of equity or awaiting opportunities, this serves as a strategic low-volatility, tax-optimized parking option

Introducing Bajaj Finserv Equity Savings Fund

Actively managed, hybrid strategy designed to participate in equity upside, reduce volatility, and offer tax efficiency

NET EQUITY

Our fund's net equity portion applies GARP, (Growth at Reasonable Price) for stock selection.



DEBT

High-quality AAA/Sovereign papers, managed actively



ARBITRAGE

Hedged equity exposure to capture spreads in volatile markets



Net Equity



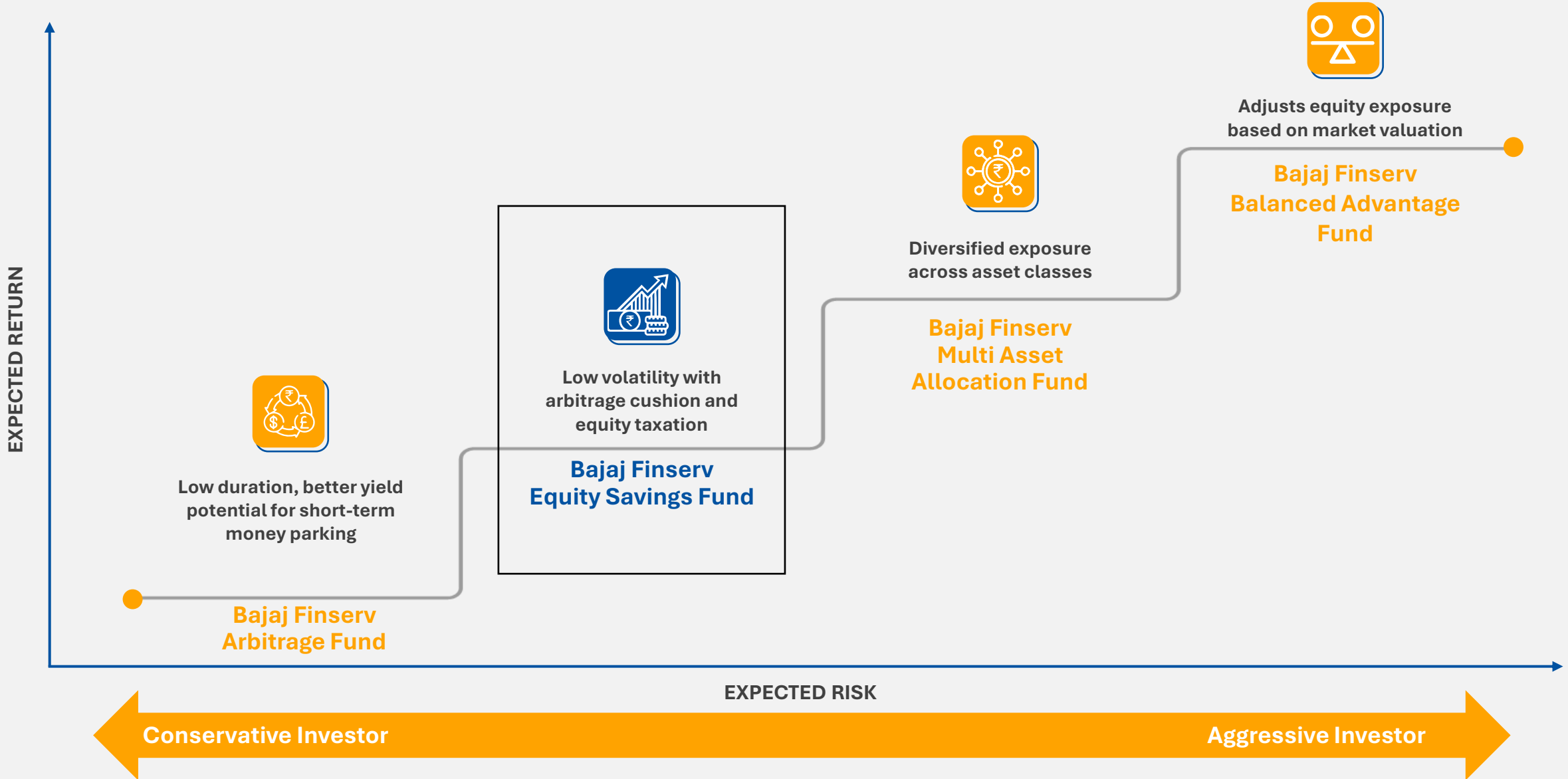
Debt



Arbitrage

Component	Allocation
Avg. Net Equity	~20%
Avg. Arbitrage	~45%
Avg. Debt	~35%

Risk vs Return: Hybrid Offerings



Why Invest in Bajaj Finserv Equity Savings Fund



Measured Equity Exposure

- Net equity typically maintained between 10–40% during normal circumstances
- Helps reduce portfolio volatility while still participating in upside
- Delivers a relatively stable and reliable investment experience, even amid dynamic market conditions.



Strategic Allocation to REITs & InvITs

- Adds a new layer of diversification with potential for stable asset backed income
- Offers investors access to alternative growth assets within a traditional mutual fund wrapper

Smart
allocation



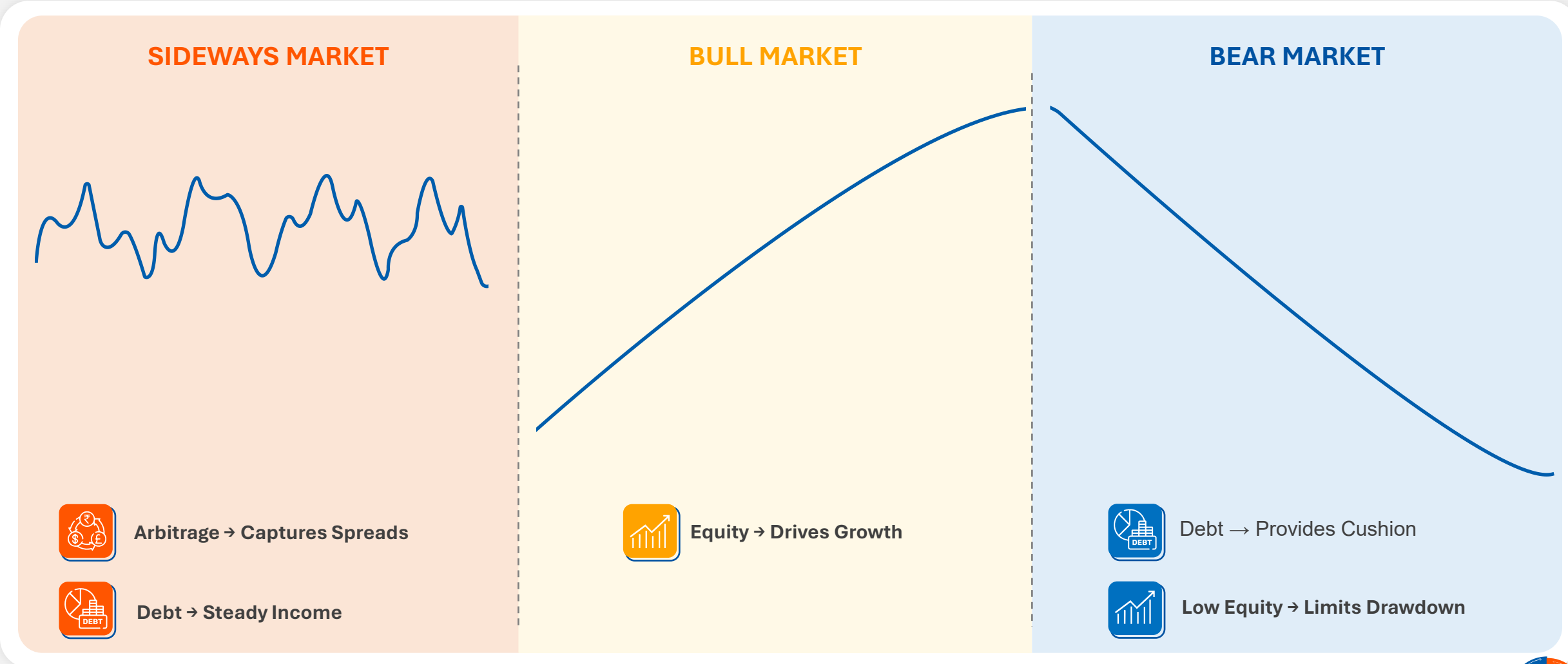
Alternative
assets



A forward-looking
strategy



How the Blend Works in Real Markets?



Who should invest?

Bridging the gap between comfort and compounding — for multiple investor needs



Cautious Optimist



Wants equity exposure, but not full market swings.



Prioritizes consistent returns and steady compounding



Ideal for those shifting from traditional Fixed income avenues.



Income Planner



Looking to generate stable withdrawals (e.g., SWP)



Prioritizes reliability with some growth



Wants flexibility without locking funds



Strategic Allocator



Seeks tax-efficient returns by maintaining a low volatility strategy while shifting between market opportunities.



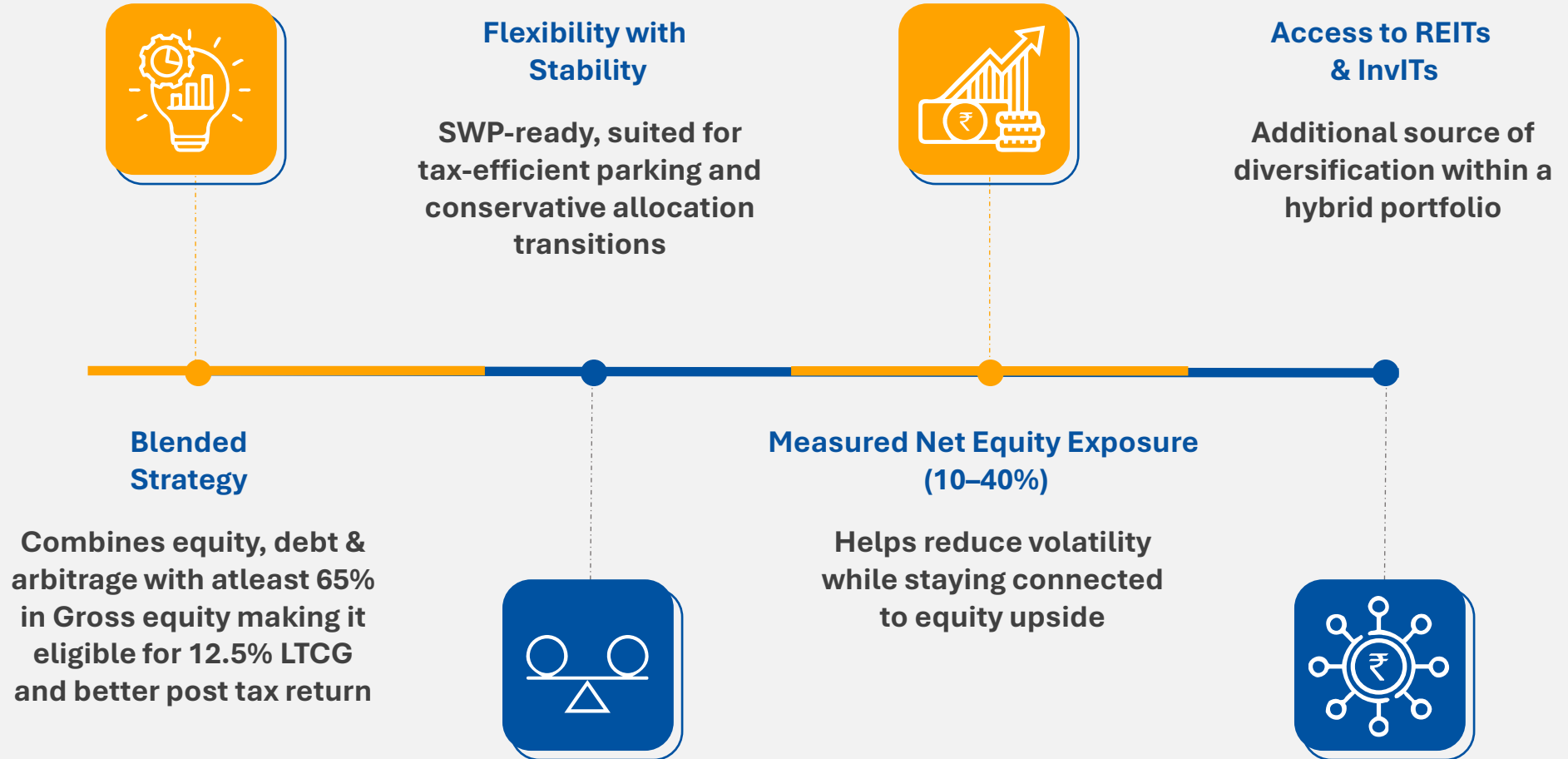
Adjusts allocation based on market timing



Lower drawdown compared with an equity fund



Summary



Taxation-related information is based on prevailing tax laws and is subject to change based on any change in tax laws. An investor/prospective investor should consult with tax advisor for understanding taxation related implications.

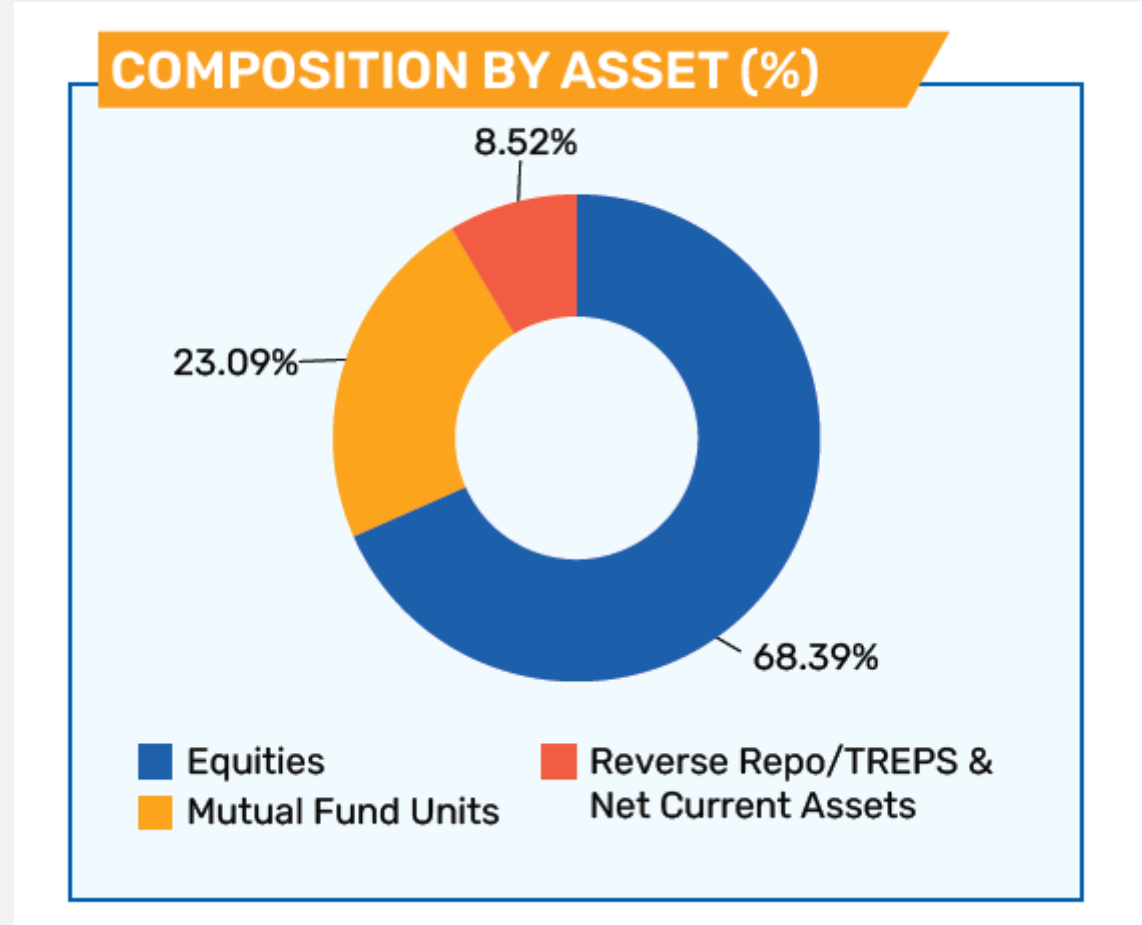
Bajaj Finserv Equity Savings Fund - Portfolio

Stock	Market Value as % of Net Asset (Eq)	Market Value as % of Net Asset (Fut)
Vedanta Limited	4.33%	-4.35%
ITC Limited	3.83%	-2.96%
ICICI Bank Limited	3.02%	-2.44%
Kotak Mahindra Bank Limited	3.02%	-2.72%
Eternal Limited	2.84%	-2.85%
Indus Towers Limited	2.71%	-2.05%
Bajaj Finserv Limited	2.56%	-2.35%
HDFC Bank Limited	2.50%	-2.33%
Multi Commodity Exchange of India Limited	2.49%	-2.39%
Sun Pharmaceutical Industries Limited	2.41%	-1.58%
Hindalco Industries Limited	2.37%	-2.38%
Bharat Electronics Limited	2.19%	-2.20%
Hindustan Aeronautics Limited	2.17%	-2.18%
Apollo Hospitals Enterprise Limited	1.97%	-1.19%
UltraTech Cement Limited	1.77%	-1.38%
RBL Bank Limited	1.76%	-1.77%
Jio Financial Services Limited	1.68%	-1.69%
Larsen & Toubro Limited	1.63%	-1.38%
Axis Bank Limited	1.62%	-1.63%
Punjab National Bank	1.54%	-1.55%
Power Finance Corporation Limited	1.42%	-1.42%
Oil & Natural Gas Corporation Limited	1.23%	-1.23%
ZF Commercial Vehicle Control Systems India Limited	1.21%	
JSW Steel Limited	1.21%	-1.21%
Timken India Limited	1.20%	
Solar Industries India Limited	1.16%	-1.16%
Ingersoll Rand (India) Limited	1.13%	
Nestle India Limited	1.13%	-0.75%

Stock	Market Value as % of Net Asset (Eq)	Market Value as % of Net Asset (Fut)
Schaeffler India Limited	0.97%	
Torrent Pharmaceuticals Limited	0.95%	
Bandhan Bank Limited	0.81%	-0.82%
United Spirits Limited	0.80%	
Reliance Industries Limited	0.68%	
Cipla Limited	0.67%	-0.44%
Titan Company Limited	0.55%	
GlaxoSmithKline Pharmaceuticals Limited	0.55%	
Tata Consumer Products Limited	0.41%	
Bosch Limited	0.38%	
Sanofi Consumer Healthcare India Limited	0.37%	
Bharti Airtel Limited	0.35%	
ICRA Limited	0.31%	
Maruti Suzuki India Limited	0.31%	
Britannia Industries Limited	0.30%	
Asian Paints Limited	0.29%	
Hindustan Unilever Limited	0.28%	
Bajaj Auto Limited	0.28%	
Infosys Limited	0.25%	
Cummins India Limited	0.22%	
Tata Consultancy Services Limited	0.21%	
Devyani International Limited	0.21%	
GAIL (India) Limited	0.14%	-0.14%
Equities	68.39%	-50.54%
Bajaj Finserv Mutual Fund	23.09%	
Total Mutual Fund Units	23.09%	
Total Short Term Debt & Net Current Assets	59.06%	
Grand Total	100.00%	



Asset Allocation



Scheme Features



Scheme Type	An open ended scheme investing in equity, arbitrage and debt	
Plans	Regular Plan Direct Plan	
Option	Growth IDCW	
Minimum Application Amount	Rs. 500 (Plus multiples of Re.1)	
Minimum Additional Application	Rs. 100 (Plus multiples of Re.1)	
Entry Load	Not Applicable	
Exit Load	Particulars	
	If units redeemed/switched out within 7 days from allotment date	0.25% of the applicable NAV
	If units redeemed/switched out after 7 days from allotment date	Nil
	Exit load is applicable for each purchase of units through Lumpsum / switch-in / Systematic Investment Plan (SIP) and Systematic Transfer Plan (STP). The Scheme will not levy exit load in case the timelines for rebalancing portfolio as stated in SEBI Master Circular for Mutual Funds dated June 27, 2024, is not complied with.	
Fund Manager	Equity Portion: Mr. Sorbh Gupta Arbitrage Portion: Mr. Ilesh Savla Debt Portion: Mr. Siddharth Chaudhary	
Benchmark Index	Nifty Equity Savings TRI.	
SIP/ SWP/ STP	Available	
NAV in Rs.	Regular: 10.1170 Direct: 10.1790	
AUM in Rs. Cr.	24.06 Cr	
TER (%)	Regular: 1.30 Direct: 0.30	

Bajaj Finserv Equity Savings Fund

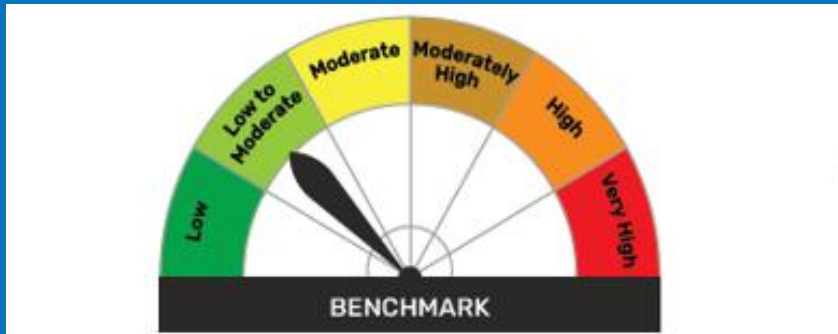
An open ended scheme investing in equity, arbitrage and debt

This product is suitable for investors who are seeking*:

- wealth creation over long term
- capital appreciation by investing in equity and equity related instruments and regular income through investments in fixed income securities, arbitrage and other derivative strategies.

*Investors should consult their financial advisers if in doubt about whether the product is suitable for them

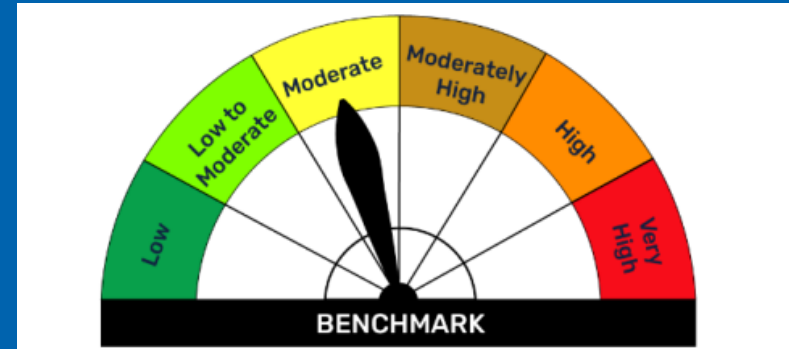
SCHEME



The risk of the scheme is Moderate

RISKOMETER

BENCHMARK



The risk of the benchmark i.e. Nifty Equity Savings TRI is moderate

Bajaj Finserv Arbitrage Fund

An open ended scheme investing in arbitrage opportunities

This product is suitable for investors who are seeking*:

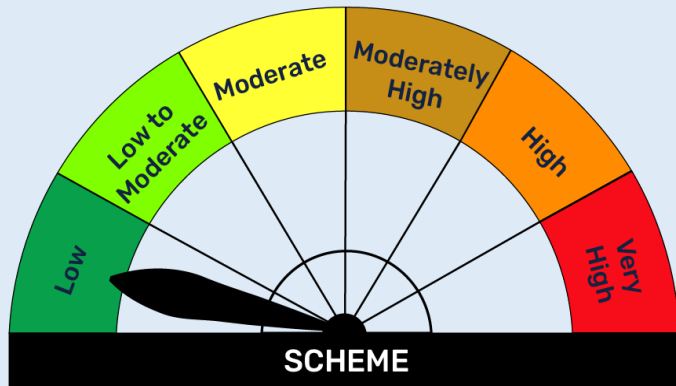
Short term income generation

Income through arbitrage opportunities in the cash and derivatives segments of the equity markets

*Investors should consult their financial advisers if in doubt about whether the product is suitable for them

SCHEME

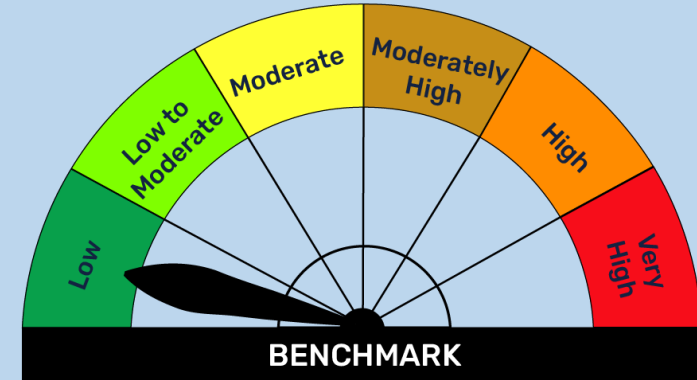
Riskometer



The risk of the scheme is low

BENCHMARK

Riskometer



The risk of the benchmark i.e. Nifty 50 Arbitrage Index (TRI) is low

Product Label

Bajaj Finserv Balanced Advantage Fund

An Open Ended Dynamic Asset Allocation Fund

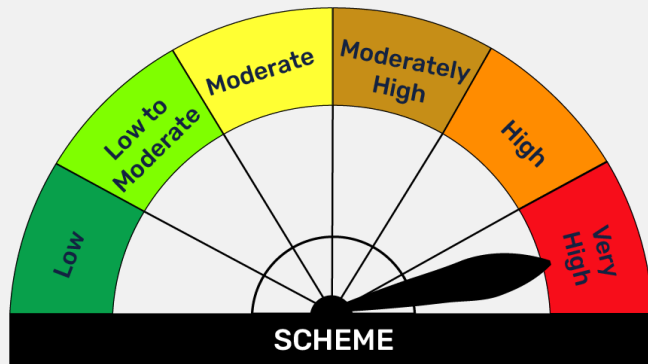
This product is suitable for investors who are seeking*:

- To generate wealth creation over long term
- Dynamic asset allocation between equity and equity related Instruments including derivatives, and fixed income instruments

*Investors should consult their financial advisers if in doubt about whether the product is suitable for them

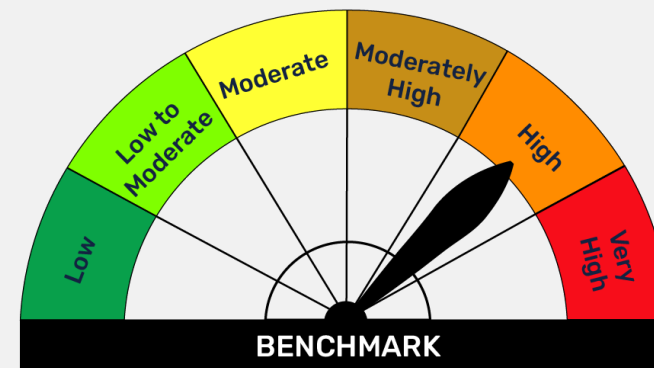
Riskometer

Scheme



The risk of the scheme is very high

Benchmark



The risk of the benchmark i.e. NIFTY 50 Hybrid Composite Debt 50:50 Index is high

Mutual Fund investments are subject to market risks, read all scheme related documents carefully.

Product Label and Riskometer

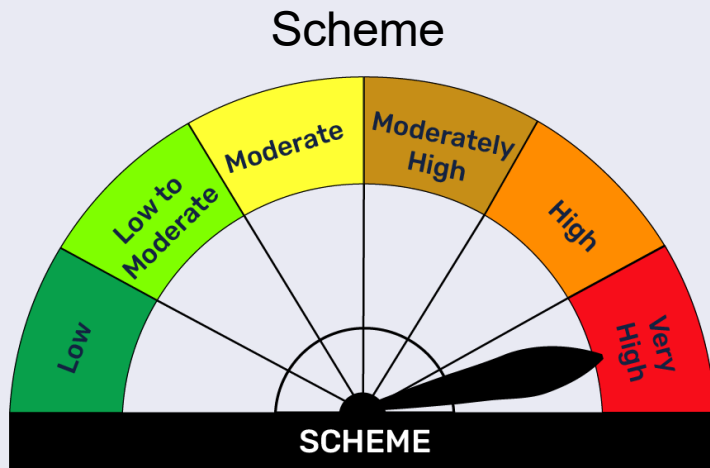
Bajaj Finserv Multi Asset Allocation Fund

An open ended scheme investing in equity and equity related instruments, debt & debt derivatives and money market instruments, Gold ETFs, Silver ETFs, exchange traded commodity derivatives and in units of REITs and InvITs

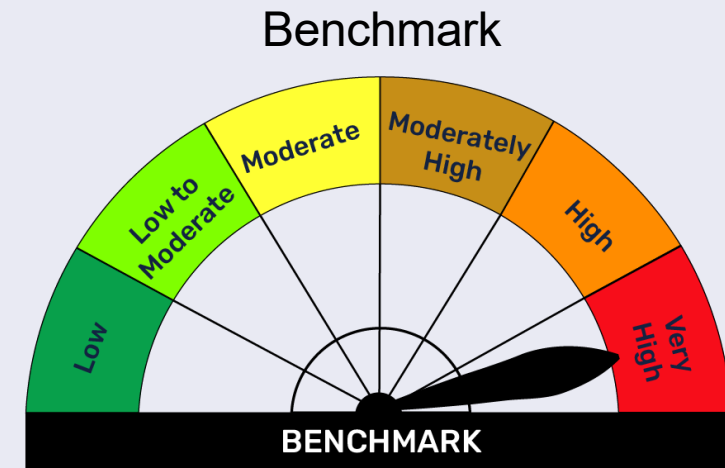
This product is suitable for investors who are seeking*:

- **Income generation from fixed income instruments**
- **Wealth creation/Capital appreciation over long term from investments in equity and equity related securities, Gold ETFs, Silver ETFs, exchange traded commodity derivatives (ETCD) and in units of REITs & InvITs.**

*Investors should consult their financial advisers if in doubt about whether the product is suitable for them



The risk of the scheme is very high



The risk of the benchmark i.e. 65% Nifty 50 TRI + 25% NIFTY Short Duration Debt Index + 10% Domestic Prices of Gold is very high

Disclaimer



This document should not be treated as endorsement of the views/opinions or as an investment advice. This document should not be construed as a research report or a recommendation to buy or sell any security. This document alone is not sufficient and should not be used for the development or implementation of an investment strategy. The recipient should note and understand that the information provided above may not contain all the material aspects relevant for making an investment decision. The decision of the Investment Manager may not always be profitable; as such decisions are based on the prevailing market conditions and the understanding of the Investment Manager. Actual market movements may vary from the anticipated trends. Neither Bajaj Finserv Mutual Fund / Bajaj Finserv Mutual Fund Trustee Limited / Bajaj Finserv Asset Management Limited nor its Directors or employees shall be liable for any damages whether direct or indirect, incidental, punitive special or consequential including lost revenue or lost profits that may arise from or in connection with the use of the information. Investors are advised to consult their own investment advisor before making any investment decision in light of their risk appetite, investment goals and horizon. This information is subject to change without any prior notice.

Mutual Fund investments are subject to market risks, read all scheme related documents carefully.