

Bajaj Finserv Gilt Fund

An open ended debt scheme investing in government securities across maturity with relatively high interest rate risk and relatively low credit risk

Data as on 29th May 2026

Portfolio Strategy

The scheme will be actively managed and will aim to identify securities which offer optimal level of yields/returns, considering risk reward ratio. The scheme will have a minimum investment of 80% of total assets in government securities across maturity and balance amount can be invested in other debt and money market instruments. Money Market securities include cash and cash equivalents.

What are Gilt Mutual Funds?



Mutual funds that invest exclusively in government securities of varying maturities issued by the Indian government.



These funds are considered relatively stable because they invest in government bonds, which are backed by the government.



Ideal for conservative investors looking for actively managed funds without taking on credit risk.

Fund Features



Category:

Gilt Fund



Inception Date:

15th January 2025



Fund Manager:

Mr. Nimesh Chandan,
Mr. Siddharth Chaudhary &
Mr. Sourish Chatterjee



Benchmark:

CRISIL Dynamic Gilt Index



Minimum Investment Amount:

Rs. 5,000/- and in multiples of Re. 1/- thereafter.



SIP Frequency:

Daily, Weekly, Fortnightly,
Monthly, Quarterly



*Base Expense Ratio:

Regular- 1.1%

Direct- 0.3%



*AUM (IN CR):

Month end AUM - INR 24.9

*The closing AUM as reported to SEBI & AMFI in the Monthly Cumulative Report (MCR)



Entry load: Nil



Exit load: Nil

Why invest in Bajaj Finserv Gilt Fund?

Actively managed fund:

Professionally managed to navigate interest rate cycles and optimize portfolio outcomes.

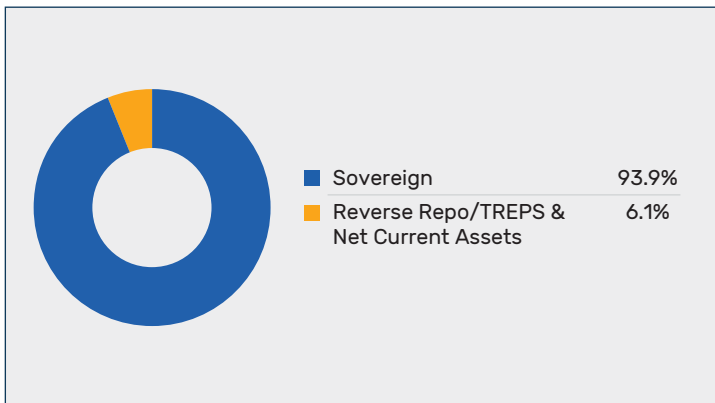
No credit risk: Invests solely in G-Secs, backed by the Government of India.

Benefit from downward rate movements: Potential to enhance portfolio returns as interest rates decline.

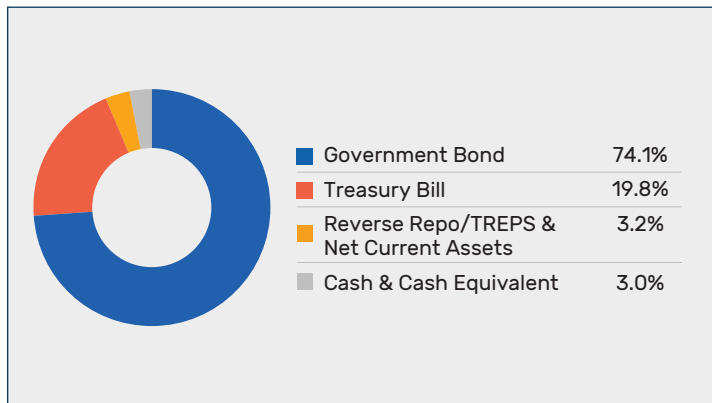
Liquid portfolio holdings: G-Secs ensure high tradability and portfolio liquidity.

Diversification benefit for a well balanced portfolio in times of market volatility

Asset Quality



Asset Allocation



Quantitative Indicators

Modified Duration¹
8.4 Years

Average Maturity²
23.8 Years

Macaulay duration³
8.7 Years

Yield to maturity⁴
7.2%

- 1 Modified duration is a formula that expresses the measurable change in the value of a security in response to a change in interest rates. Modified duration follows the concept that interest rates and bond prices move in opposite directions.
- 2 Average Maturity is the weighted average of all the residual maturities of the debt securities held in the fund. Average maturity helps to determine the average time to maturity of all the debt securities held in a portfolio and is calculated in days, months or years.
- 3 The Macaulay duration is the weighted average term to maturity of the cash flows from bonds. In other words, it is the weighted average number of years an investor must maintain a position in the bond until the present value of the bond's cash flows equals the amount paid for the bond.
- 4 Yield to maturity is the total return anticipated on a bond if the bond is held until it matures. Yield to maturity is considered a long-term bond yield but it is expressed as an annual rate

Potential Risk Class (PRC)

(Maximum risk the scheme can take)

Credit Risk	Interest Rate Risk	Relatively Low (Class A)	Moderate (Class B)	Relatively High (Class C)
Relatively Low (Class I)				
Moderate (Class II)				
Relatively High (Class III)		A-III		

A-III – A Scheme with Relatively High Interest Rate Risk and Relatively Low Credit Risk.

Performance

Bajaj Finserv Gilt Fund

Value of Investment of Rs.10,000

Period	Fund Returns (%)	Benchmark Returns (%)	Additional Benchmark Returns (%)	Fund (Rs)	Benchmark (Rs)	Additional Benchmark (Rs)
Bajaj Finserv Gilt Fund - Regular - Growth						
Last 1 Year	-2.0%	0.7%	-0.03%	9,802	10,071	9,997
Since Inception	2.4%	5.0%	4.5%	10,325	10,695	10,617
Bajaj Finserv Gilt Fund - Direct - Growth						
Last 1 Year	-1.1%	0.7%	-0.03%	9,887	10,071	9,997
Since Inception	3.2%	5.0%	4.5%	10,440	10,695	10,617

Returns as on 29th May, 2026

Past performance may or may not be sustained in future. Different Plans i.e. Regular Plan and Direct Plan under the scheme have different expense structure. **Benchmark:** CRISIL Dynamic Gilt Index **Additional Benchmark:** CRISIL 10 year Gilt Index. **Inception Date:** 15th January 2025

Returns less than 1 year period are simple annualized and greater than 1 year are compounded annualized. Period for which scheme's performance has been provided is computed basis last day of the previous month preceding the date of this material. Face Value per unit: Rs. 1000.

The Fund Managers of the scheme: Mr. Nimesh Chandan, Mr. Siddharth Chaudhary and Mr. Sourish Chatterjee. For the performance of other schemes managed by the Fund Managers which have completed 1 year or more than 1 year since inception, refer to table below.

Mr. Nimesh Chandan manages equity portion of Bajaj Finserv Small Cap Fund. He also manages Bajaj Finserv Low Duration Fund.

Mr. Siddharth Chaudhary manages debt portion of Bajaj Finserv Small Cap Fund, Bajaj Finserv Equity Savings Fund and Bajaj Finserv Banking and Financial Services Fund. He also manages Bajaj Finserv Low Duration Fund.

Mr. Sourish Chatterjee also manages Bajaj Finserv Overnight Fund.

However, since these funds have not completed 1 year, the performance is not disclosed.

Other Schemes Managed by Fund Manager

Name of Fund Manager: Mr. Nimesh Chandan, Mr. Siddharth Chaudhary & Mr. Sourish Chatterjee

Fund Name	1 Year			3 Year			5 Year		
	Regular	Direct	Benchmark	Regular	Direct	Benchmark	Regular	Direct	Benchmark
Bajaj Finserv Balanced Advantage Fund [^]	-0.4%	1.1%	-1.7%	NA	NA	NA	NA	NA	NA
Bajaj Finserv Large Cap Fund ^{***}	-0.9%	0.6%	-1.9%	NA	NA	NA	NA	NA	NA
Bajaj Finserv ELSS Tax Saver Fund ^l	1.3%	3.1%	-0.1%	NA	NA	NA	NA	NA	NA
Bajaj Finserv Multi Cap Fund ^{III}	4.5%	6.1%	1.4%	NA	NA	NA	NA	NA	NA
Bajaj Finserv Money Market Fund [#]	5.3%	6.0%	5.9%	NA	NA	NA	NA	NA	NA
Bajaj Finserv Banking and PSU Fund ^{SS}	2.6%	3.1%	4.0%	NA	NA	NA	NA	NA	NA
Bajaj Finserv Overnight Fund ^{**}	5.4%	5.4%	5.3%	NA	NA	NA	NA	NA	NA
Bajaj Finserv Liquid Fund ^{##}	6.0%	6.2%	6.2%	NA	NA	NA	NA	NA	NA
Bajaj Finserv Arbitrage Fund [@]	5.3%	6.1%	6.6%	NA	NA	NA	NA	NA	NA
Bajaj Finserv Large and Mid Cap Fund ^{^^}	-0.9%	0.5%	2.8%	NA	NA	NA	NA	NA	NA
Bajaj Finserv Nifty 1D Rate Liquid ETF - Growth ^{SSS}	5.0%	NA	5.3%	NA	NA	NA	NA	NA	NA
Bajaj Finserv Multi Asset Allocation Fund ^{^^^}	11.4%	13.1%	4.0%	NA	NA	NA	NA	NA	NA
Bajaj Finserv Consumption Fund ^{@@@}	-7.4%	-5.9%	-0.3%	NA	NA	NA	NA	NA	NA
Bajaj Finserv Healthcare Fund ^{###}	9.2%	11.0%	10.5%	NA	NA	NA	NA	NA	NA
Bajaj Finserv Flexi Cap Fund ^S	3.9%	5.2%	-0.1%	NA	NA	NA	NA	NA	NA

Data as on 31st May 2026 for Bajaj Finserv Liquid Fund, Bajaj Finserv Overnight Fund and Bajaj Finserv Nifty 1D Rate Liquid ETF - Growth. Data as on 29th May 2026 for rest of the schemes.

Inception Dates: Bajaj Finserv Balanced Advantage Fund - 15th Dec 2023, Bajaj Finserv Large Cap Fund - 20th Aug 2024, Bajaj Finserv ELSS Tax Saver Fund - 29th Jan 2025, Bajaj Finserv Multi Cap Fund - 27th Feb 2025, Bajaj Finserv Money Market Fund - 24th Jul 2023, Bajaj Finserv Banking and PSU Fund - 13th Nov 2023, Bajaj Finserv Overnight Fund - 5th Jul 2023, Bajaj Finserv Liquid Fund - 5th Jul 2023, Bajaj Finserv Arbitrage Fund - 15th Sep 2023, Bajaj Finserv Large and Mid Cap Fund - 27th Feb 2024, Bajaj Finserv Nifty 1D Rate Liquid ETF - Growth - 28th May 2024, Bajaj Finserv Multi Asset Allocation Fund - 3rd Jun 2024, Bajaj Finserv Consumption Fund - 29th Nov 2024, Bajaj Finserv Healthcare Fund - 27th Dec 2024 and Bajaj Finserv Flexi Cap Fund - 14th Aug 2023.

Disclaimer: Past performance may or may not be sustained in the future. Different plans have different expense structure. Period for which scheme's performance has been provided is computed basis last day of the previous month preceding the date of this material. Returns are compounded annualized.

Benchmark: [#]Nifty Money Market Index A-I, ^{##}Nifty Liquid Index A-I, ^{**}CRISIL Liquid Overnight Index, ^{SS}Nifty Banking & PSU Debt Index A-II, [^]NIFTY 50 Hybrid Composite debt 50:50 Index, ^{^^}Nifty Large Midcap 250 TRI, ^{SSS}Nifty 1D Rate Index, ^{^^^}65% Nifty 50 TRI + 25% Nifty Short Duration Debt Index + 10% Domestic Prices of Gold, ^{###}BSE Healthcare Total Return Index (TRI), ^{@@@}Nifty India Consumption Total Return Index (TRI), ^{BSE 500} Total Return Index (TRI), ^SBSE 500 TRI, [@]Nifty 50 Arbitrage Index (TRI), ^{###}Nifty 100 Total Return Index (TRI) and ^{##}NIFTY 500 Multicap 50:25:25 TRI.

Potential Risk Class (PRC) (Maximum risk the scheme can take)

Bajaj Finserv Banking and PSU Fund				
Credit Risk	→	Relatively Low (Class A)	Moderate (Class B)	Relatively High (Class C)
Interest Rate Risk	↓			
Relatively Low (Class I)				
Moderate (Class II)				
Relatively High (Class III)			B-III	

B-III - A Scheme with Relatively High Interest Rate Risk and Moderate Credit Risk.

Bajaj Finserv Money Market Fund				
Credit Risk	→	Relatively Low (Class A)	Moderate (Class B)	Relatively High (Class C)
Interest Rate Risk	↓			
Relatively Low (Class I)			B-I	
Moderate (Class II)				
Relatively High (Class III)				

B-I - A Scheme with Relatively Low Interest Rate Risk and Moderate Credit Risk.

Bajaj Finserv Overnight Fund				
Credit Risk	→	Relatively Low (Class A)	Moderate (Class B)	Relatively High (Class C)
Interest Rate Risk	↓			
Relatively Low (Class I)		A-I		
Moderate (Class II)				
Relatively High (Class III)				

A-I - A Scheme with Relatively Low Interest Rate Risk and Relatively Low Credit Risk.

Potential Risk Class (PRC)

(Maximum risk the scheme can take)

Bajaj Finserv Nifty 1D Rate Liquid ETF - Growth				
Credit Risk	→	Relatively Low (Class A)	Moderate (Class B)	Relatively High (Class C)
Interest Rate Risk	↓			
Relatively Low (Class I)		A-I		
Moderate (Class II)				
Relatively High (Class III)				

A-I – A Scheme with Relatively Low Interest Rate Risk and Relatively Low Credit Risk.

Bajaj Finserv Liquid Fund				
Credit Risk	→	Relatively Low (Class A)	Moderate (Class B)	Relatively High (Class C)
Interest Rate Risk	↓			
Relatively Low (Class I)			B-I	
Moderate (Class II)				
Relatively High (Class III)				

B-I – A Scheme with Relatively Low Interest Rate Risk and Moderate Credit Risk.

PRODUCT LABEL

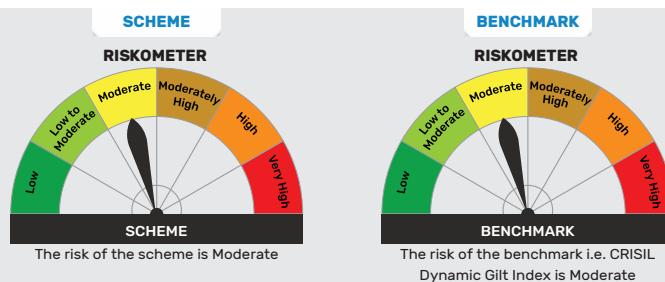
Bajaj Finserv Gilt Fund

An open ended debt scheme investing in government securities across maturity with relatively high interest rate risk and relatively low credit risk

This product is suitable for investors who are seeking*:

- credit risk free returns over medium to long term
- investments mainly in government securities of various maturities

*Investors should consult their financial advisers if in doubt about whether the product is suitable for them



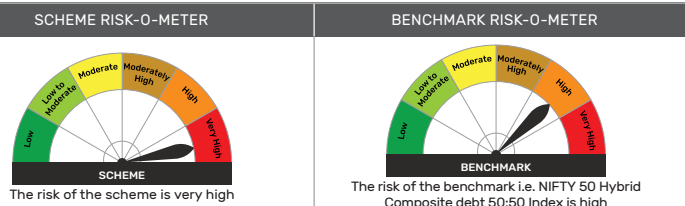
Bajaj Finserv Balanced Advantage Fund

An Open Ended Dynamic Asset Allocation Fund

This product is suitable for investors who are seeking*:

- To generate wealth creation over long term
- Dynamic asset allocation between equity and equity related instruments including derivatives, and fixed income instruments

*Investors should consult their financial advisers if in doubt about whether the product is suitable for them



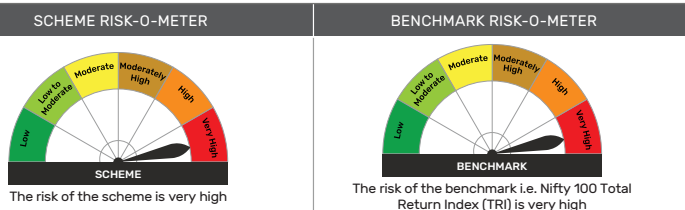
Bajaj Finserv Large Cap Fund

An open ended equity scheme predominantly investing in large cap stocks

This product is suitable for investors who are seeking*:

- wealth creation over long term
- to invest predominantly in equity and equity related instruments of large cap companies

*Investors should consult their financial advisers if in doubt about whether the product is suitable for them



Disclaimer

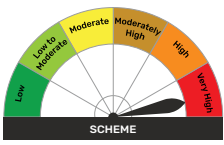
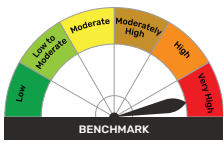
This document should not be treated as endorsement of the views/opinions or as an investment advice. This document should not be construed as a research report or a recommendation to buy or sell any security. This document alone is not sufficient and should not be used for the development or implementation of an investment strategy. The recipient should note and understand that the information provided above may not contain all the material aspects relevant for making an investment decision. The decision of the Investment Manager may not always be profitable as such decisions are based on the prevailing market conditions and the understanding of the Investment Manager. Actual market movements may vary from the anticipated trends. Neither Bajaj Finserv Mutual Fund / Bajaj Finserv Mutual Fund Trustee Limited / Bajaj Finserv Asset Management Limited nor its Directors or employees shall be liable for any damages whether direct or indirect, incidental, punitive special or consequential including lost revenue or lost profits that may arise from or in connection with the use of the information. Investors are advised to consult their own investment advisor before making any investment decision in light of their risk appetite, investment goals and horizon. This information is subject to change without any prior notice.

MUTUAL FUND INVESTMENTS ARE SUBJECT TO MARKET RISKS, READ ALL SCHEME RELATED DOCUMENTS CAREFULLY.

Risk-o-meter and Product Label.

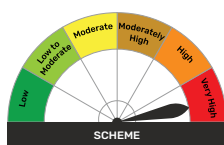
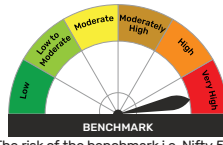
Bajaj Finserv ELSS Tax Saver Fund

An open ended equity linked saving scheme with a statutory lock in of 3 years and tax benefit

	SCHEME RISK-O-METER	BENCHMARK RISK-O-METER
<p>This product is suitable for investors who are seeking*:</p> <ul style="list-style-type: none"> ● wealth creation over long term ● to invest predominantly in equity and equity related instruments with tax benefit under Section 80C of Income Tax Act, 1961 <p>*Investors should consult their financial advisers if in doubt about whether the product is suitable for them</p>	 <p>The risk of the scheme is very high</p>	 <p>The risk of the benchmark i.e. BSE 500 Total Return Index (TRI) is Very High</p>

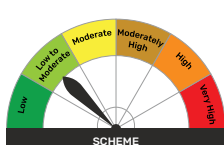
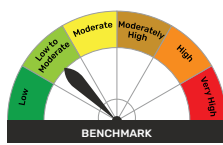
Bajaj Finserv Multi Cap Fund

An open ended equity scheme investing across large cap, mid cap, small cap stocks

	SCHEME RISK-O-METER	BENCHMARK RISK-O-METER
<p>This product is suitable for investors who are seeking*:</p> <ul style="list-style-type: none"> ● wealth creation over long term ● to invest predominantly in equity and equity related instruments of large cap, mid cap, small cap companies. <p>*Investors should consult their financial advisers if in doubt about whether the product is suitable for them</p>	 <p>The risk of the scheme is Very High</p>	 <p>The risk of the benchmark i.e. Nifty 500 Multicap 50:25:25 TRI is Very High</p>

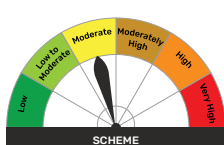
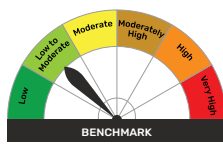
Bajaj Finserv Money Market Fund

An open ended debt scheme investing in money market instruments with Relatively Low Interest Rate Risk and Moderate Credit Risk.

	SCHEME RISK-O-METER	BENCHMARK RISK-O-METER
<p>This product is suitable for investors who are seeking*:</p> <ul style="list-style-type: none"> ● Income over short term. ● Investment in money market instruments that seeks to provide reasonable returns, commensurate with low risk while providing a high level of liquidity <p>*Investors should consult their financial advisers if in doubt about whether the product is suitable for them</p>	 <p>The risk of the scheme is Low to Moderate</p>	 <p>The risk of the benchmark i.e. NIFTY Money Market Index A-I is Low to Moderate</p>

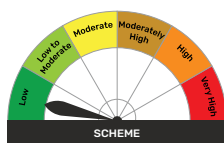
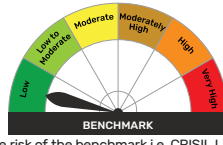
Bajaj Finserv Banking and PSU Fund

An open ended debt scheme predominantly investing in Debt instruments of banks, Public Sector Undertakings, Public Financial Institutions and Municipal Bonds with relatively high interest rate risk and moderate credit risk.

	SCHEME RISK-O-METER	BENCHMARK RISK-O-METER
<p>This product is suitable for investors who are seeking*:</p> <ul style="list-style-type: none"> ● Income over short to medium term ● Investment primarily in securities issued by Scheduled Commercial Banks (SCBs), Public Sector undertakings (PSUs), Public Financial Institutions (PFIs), Municipal Corporations and such other bodies <p>*Investors should consult their financial advisers if in doubt about whether the product is suitable for them</p>	 <p>The risk of the scheme is Moderate</p>	 <p>The risk of the benchmark i.e. Nifty Banking & PSU Debt Index A-II is Low to Moderate</p>

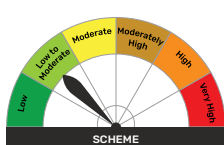
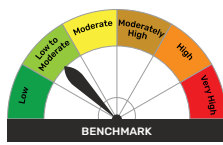
Bajaj Finserv Overnight Fund

An open ended debt scheme investing in overnight securities with Relatively Low Interest Rate Risk and Relatively Low Credit Risk.

	SCHEME RISK-O-METER	BENCHMARK RISK-O-METER
<p>This product is suitable for investors who are seeking*:</p> <ul style="list-style-type: none"> ● Regular income over short term that may be in line with the overnight call rates. ● Investment in money market and debt instruments, with overnight maturity <p>*Investors should consult their financial advisers if in doubt about whether the product is suitable for them</p>	 <p>The risk of the scheme is Low</p>	 <p>The risk of the benchmark i.e. CRISIL Liquid Overnight Index is low</p>

Bajaj Finserv Liquid Fund

An open ended Liquid scheme with Relatively Low Interest Rate Risk and Moderate Credit Risk

	SCHEME RISK-O-METER	BENCHMARK RISK-O-METER
<p>This product is suitable for investors who are seeking*:</p> <ul style="list-style-type: none"> ● Regular income over short term. ● Investment in money market and debt instruments, with maturity up to 91 days <p>*Investors should consult their financial advisers if in doubt about whether the product is suitable for them</p>	 <p>The risk of the scheme is Low to Moderate</p>	 <p>The risk of the benchmark i.e. NIFTY Liquid Index A-I is Low to Moderate</p>

Disclaimer

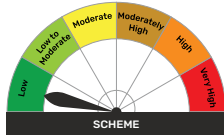
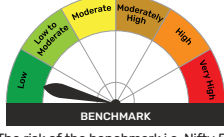
This document should not be treated as endorsement of the views/opinions or as an investment advice. This document should not be construed as a research report or a recommendation to buy or sell any security. This document alone is not sufficient and should not be used for the development or implementation of an investment strategy. The recipient should note and understand that the information provided above may not contain all the material aspects relevant for making an investment decision. The decision of the Investment Manager may not always be profitable as such decisions are based on the prevailing market conditions and the understanding of the Investment Manager. Actual market movements may vary from the anticipated trends. Neither Bajaj Finserv Mutual Fund / Bajaj Finserv Mutual Fund Trustee Limited / Bajaj Finserv Asset Management Limited nor its Directors or employees shall be liable for any damages whether direct or indirect, incidental, punitive special or consequential including lost revenue or lost profits that may arise from or in connection with the use of the information. Investors are advised to consult their own investment advisor before making any investment decision in light of their risk appetite, investment goals and horizon. This information is subject to change without any prior notice.

MUTUAL FUND INVESTMENTS ARE SUBJECT TO MARKET RISKS, READ ALL SCHEME RELATED DOCUMENTS CAREFULLY.

Risk-o-meter and Product Label.

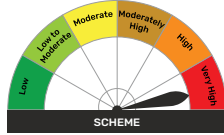
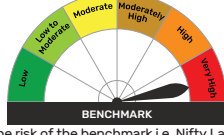
Bajaj Finserv Arbitrage Fund

An open ended scheme investing in arbitrage opportunities

	SCHEME RISK-O-METER	BENCHMARK RISK-O-METER
<p>This product is suitable for investors who are seeking*:</p> <ul style="list-style-type: none"> ● Short term income generation ● income through arbitrage opportunities in the cash and derivatives segments of the equity markets <p>*Investors should consult their financial advisers if in doubt about whether the product is suitable for them</p>	 <p>The risk of the scheme is low</p>	 <p>The risk of the benchmark i.e. Nifty 50 Arbitrage Index (TRI) is low</p>

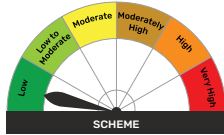
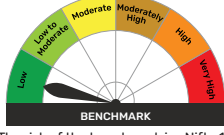
Bajaj Finserv Large and Mid Cap Fund

An open ended equity scheme investing in both large cap and mid cap stocks

	SCHEME RISK-O-METER	BENCHMARK RISK-O-METER
<p>This product is suitable for investors who are seeking*:</p> <ul style="list-style-type: none"> ● Wealth creation over long term ● Open ended equity scheme investing in both large cap and mid cap stocks <p>*Investors should consult their financial advisers if in doubt about whether the product is suitable for them</p>	 <p>The risk of the scheme is very high</p>	 <p>The risk of the benchmark i.e. Nifty Large Midcap 250 TRI is very high</p>

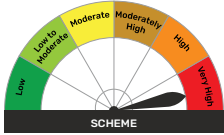
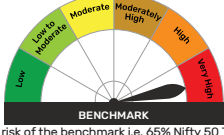
Bajaj Finserv Nifty 1D Rate Liquid ETF - Growth

An open ended Exchange Traded Fund tracking Nifty 1D Rate Index with Relatively Low Interest Rate Risk and Relatively Low Credit Risk

	SCHEME RISK-O-METER	BENCHMARK RISK-O-METER
<p>This product is suitable for investors who are seeking*:</p> <ul style="list-style-type: none"> ● Short term savings solution. ● An open ended Exchange Traded Fund liquid scheme, that aims to provide returns by investing in securities covered by Nifty 1D Rate Index with low risk and a high level of liquidity, subject to tracking error. <p>*Investors should consult their financial advisers if in doubt about whether the product is suitable for them</p>	 <p>The risk of the scheme is Low</p>	 <p>The risk of the benchmark i.e. Nifty 1D Rate Index is low</p>

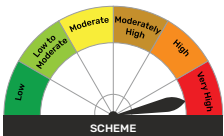
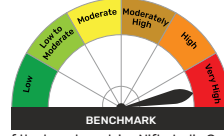
Bajaj Finserv Multi Asset Allocation Fund

An open ended scheme investing in equity and equity related instruments, debt & debt derivatives and money market instruments, Gold ETFs, Silver ETFs, exchange traded commodity derivatives and in units of REITs and InvITs

	SCHEME RISK-O-METER	BENCHMARK RISK-O-METER
<p>This product is suitable for investors who are seeking*:</p> <ul style="list-style-type: none"> ● Income generation from fixed income instruments ● Wealth creation/Capital appreciation over long term from investments in equity and equity related securities, Gold ETFs, Silver ETFs, exchange traded commodity derivatives (ETCD) and in units of REITs & InvITs <p>*Investors should consult their financial advisers if in doubt about whether the product is suitable for them</p>	 <p>The risk of the scheme is very high</p>	 <p>The risk of the benchmark i.e. 65% Nifty 50 TRI + 25% NIFTY Short Duration Debt Index + 10% Domestic Prices of Gold is very high</p>

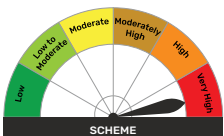
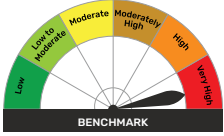
Bajaj Finserv Consumption Fund

An open ended equity scheme following consumption theme

	SCHEME RISK-O-METER	BENCHMARK RISK-O-METER
<p>This product is suitable for investors who are seeking*:</p> <ul style="list-style-type: none"> ● wealth creation over long term ● to invest predominantly in equity and equity related instruments of companies that are likely to benefit directly or indirectly from the domestic consumption led demand. <p>*Investors should consult their financial advisers if in doubt about whether the product is suitable for them</p>	 <p>The risk of the scheme is very high</p>	 <p>The risk of the benchmark i.e. Nifty India Consumption Total Return Index (TRI) is very high</p>

Bajaj Finserv Healthcare Fund

An open ended equity scheme following pharma, healthcare and allied theme

	SCHEME RISK-O-METER	BENCHMARK RISK-O-METER
<p>This product is suitable for investors who are seeking*:</p> <ul style="list-style-type: none"> ● wealth creation over long term ● to invest predominantly in equity and equity related instruments of pharma, healthcare and allied companies. <p>*Investors should consult their financial advisers if in doubt about whether the product is suitable for them</p>	 <p>The risk of the scheme is very high</p>	 <p>The risk of the benchmark i.e. BSE Healthcare Total Return Index (TRI) is very high</p>

Disclaimer

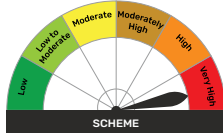
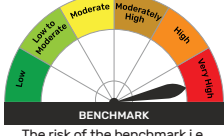
This document should not be treated as endorsement of the views/opinions or as an investment advice. This document should not be construed as a research report or a recommendation to buy or sell any security. This document alone is not sufficient and should not be used for the development or implementation of an investment strategy. The recipient should note and understand that the information provided above may not contain all the material aspects relevant for making an investment decision. The decision of the Investment Manager may not always be profitable as such decisions are based on the prevailing market conditions and the understanding of the Investment Manager. Actual market movements may vary from the anticipated trends. Neither Bajaj Finserv Mutual Fund / Bajaj Finserv Mutual Fund Trustee Limited / Bajaj Finserv Asset Management Limited nor its Directors or employees shall be liable for any damages whether direct or indirect, incidental, punitive special or consequential including lost revenue or lost profits that may arise from or in connection with the use of the information. Investors are advised to consult their own investment advisor before making any investment decision in light of their risk appetite, investment goals and horizon. This information is subject to change without any prior notice.

MUTUAL FUND INVESTMENTS ARE SUBJECT TO MARKET RISKS, READ ALL SCHEME RELATED DOCUMENTS CAREFULLY.

Risk-o-meter and Product Label.

Bajaj Finserv Flexi Cap Fund

An open ended equity scheme investing across large cap, mid cap, small cap stocks.

	SCHEME RISK-O-METER	BENCHMARK RISK-O-METER
<p>This product is suitable for investors who are seeking*:</p> <ul style="list-style-type: none"> ● Wealth creation/capital appreciation over long term ● Investment in equity and equity related instruments across large cap, mid cap and small cap stocks <p>*Investors should consult their financial advisers if in doubt about whether the product is suitable for them</p>	 <p>SCHEME</p> <p>The risk of the scheme is very high</p>	 <p>BENCHMARK</p> <p>The risk of the benchmark i.e. BSE 500 TRI is very high</p>

Disclaimer

This document should not be treated as endorsement of the views/opinions or as an investment advice. This document should not be construed as a research report or a recommendation to buy or sell any security. This document alone is not sufficient and should not be used for the development or implementation of an investment strategy. The recipient should note and understand that the information provided above may not contain all the material aspects relevant for making an investment decision. The decision of the Investment Manager may not always be profitable as such decisions are based on the prevailing market conditions and the understanding of the Investment Manager. Actual market movements may vary from the anticipated trends. Neither Bajaj Finserv Mutual Fund / Bajaj Finserv Mutual Fund Trustee Limited / Bajaj Finserv Asset Management Limited nor its Directors or employees shall be liable for any damages whether direct or indirect, incidental, punitive special or consequential including lost revenue or lost profits that may arise from or in connection with the use of the information. Investors are advised to consult their own investment advisor before making any investment decision in light of their risk appetite, investment goals and horizon. This information is subject to change without any prior notice.

MUTUAL FUND INVESTMENTS ARE SUBJECT TO MARKET RISKS, READ ALL SCHEME RELATED DOCUMENTS CAREFULLY.