

Bajaj Finserv Multi Asset Allocation Fund

An open ended scheme investing in equity and equity related instruments, debt & debt derivatives and money market instruments, Gold ETFs, Silver ETFs, exchange traded commodity derivatives and in units of REITs and InvITs

April 2026



Winners Keep on Changing Among Asset Classes

Calendar Year Performance - Winners Change

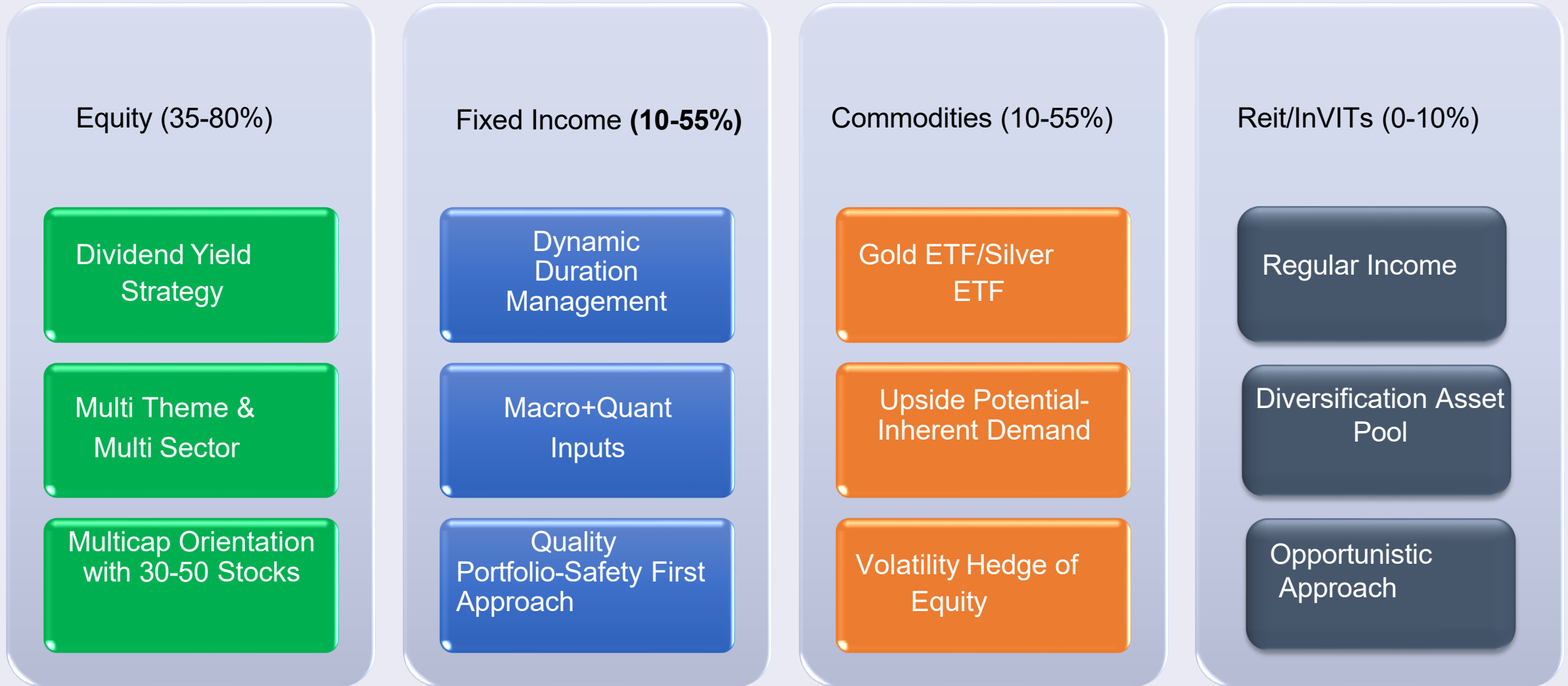
Asset Class	CY-2014	CY-2015	CY-2016	CY-2017	CY-2018	CY-2019	CY-2020	CY-2021	CY-2022	CY-2023	CY-2024	CY-2025
Equity	31.40%	-4.10%	3.00%	28.60%	3.20%	12.00%	14.90%	24.10%	4.30%	20.00%	8.75%	10.51%
Debt	10.50%	8.50%	9.30%	6.30%	6.70%	9.10%	10.20%	4.10%	3.70%	7.20%	7.63%	7.59%
Gold	-7.90%	-6.60%	11.30%	5.10%	7.90%	23.80%	28.00%	-4.20%	13.90%	15.40%	20.30%	70%
Silver	15.9%	-9.70%	19.60%	-2.80%	-0.20%	21.80%	44.40%	-8.20%	9.70%	7.70%	17.57%	145%

Different Asset Classes
Outperform in Different
Years

Top Performers
Equity-4 Years
Debt-1 Years
Gold-3 Years
Silver-3 Years

Source: ICRA MFI, Internal. Disclaimer: Past Return data shared above is only for illustrative and understanding purposes Past performance is no guarantee of future returns. As on 31st Dec 2025 Equity: Nifty 50 Debt: NIFTY Short Duration Debt Index, Gold: MCX Spot Price, Silver: MCX Spot Price.

Bajaj Finserv Multi Asset Allocation Fund: Different Asset Classes



The strategy mentioned above is subject to the Scheme Information Document and the Fund Manager may decide on the allocation amongst various asset class at the time of investment.

Factors Deciding Asset Allocation-Under Various Scenarios

Macro-Economic Factors

- Inflation & Interest Rates
- Corporate Earnings Growth
- Balance Sheet Health

Valuation

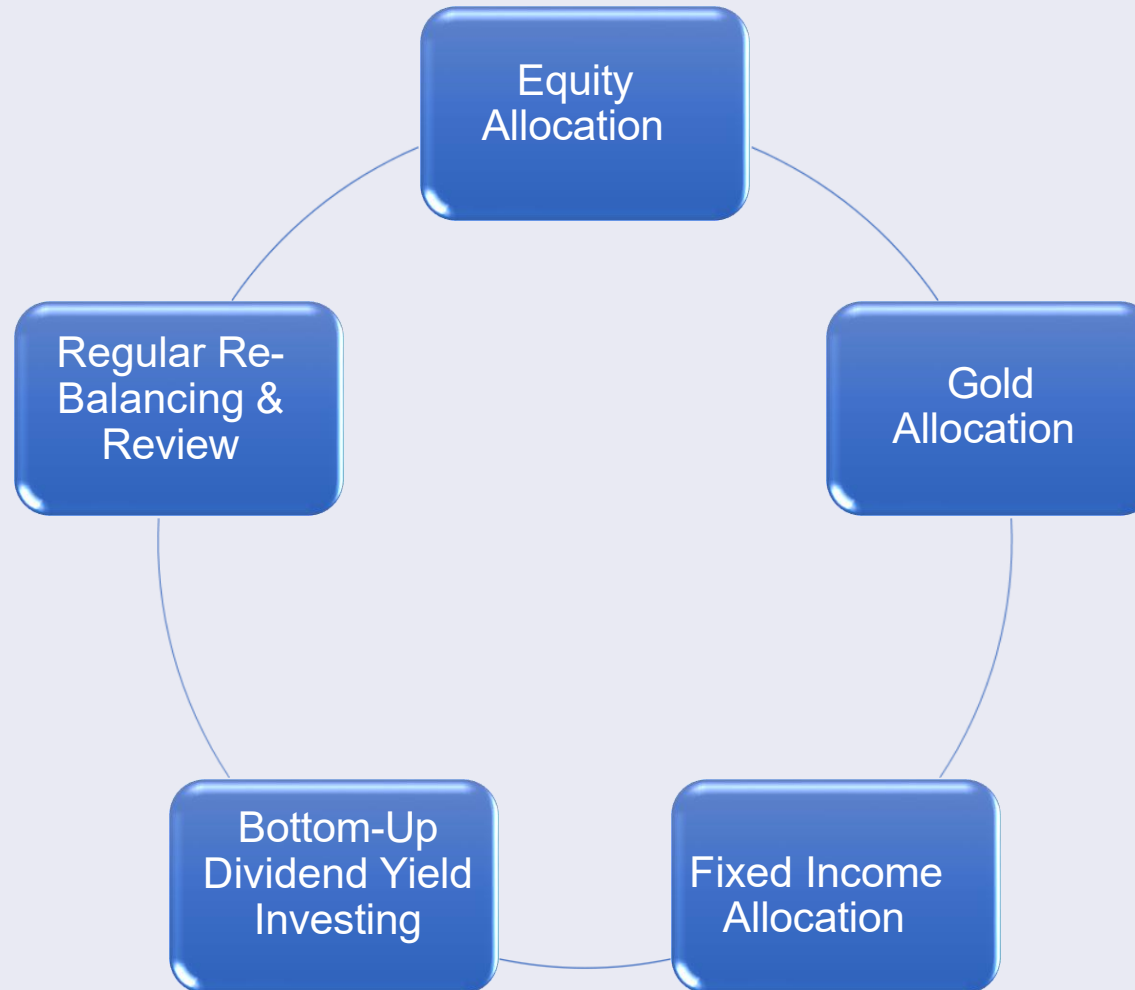
- Intrinsic Value
- Fundamental Elements
- Dividend Yield Opportunity

Behaviour

- Calibrated Decision Making
- Crowd's Over Reaction & Under Reaction
- Reversal & Momentum

The Scheme portfolio shall be constructed based on the provisions in the Scheme Information Document. The fund manager may make the changes, as per different market conditions and in the best interest of the investors.

Portfolio Construction-Under Normal Scenario



The Scheme portfolio shall be constructed based on the provisions in the Scheme Information Document. The fund manager may make the changes, as per different market conditions and in the best interest of the investors.

Our Equity Strategy: Growth & Dividend Payout

Dividend Yield Explained

Profits Generated by a Company



Reinvested in Business for Future Growth

Dividend Paid Out

Buy Backs

Dividend Yield
 $\frac{\text{Dividend Distributed}}{\text{Common Stock Price}}$

Features of Dividend Paying Companies

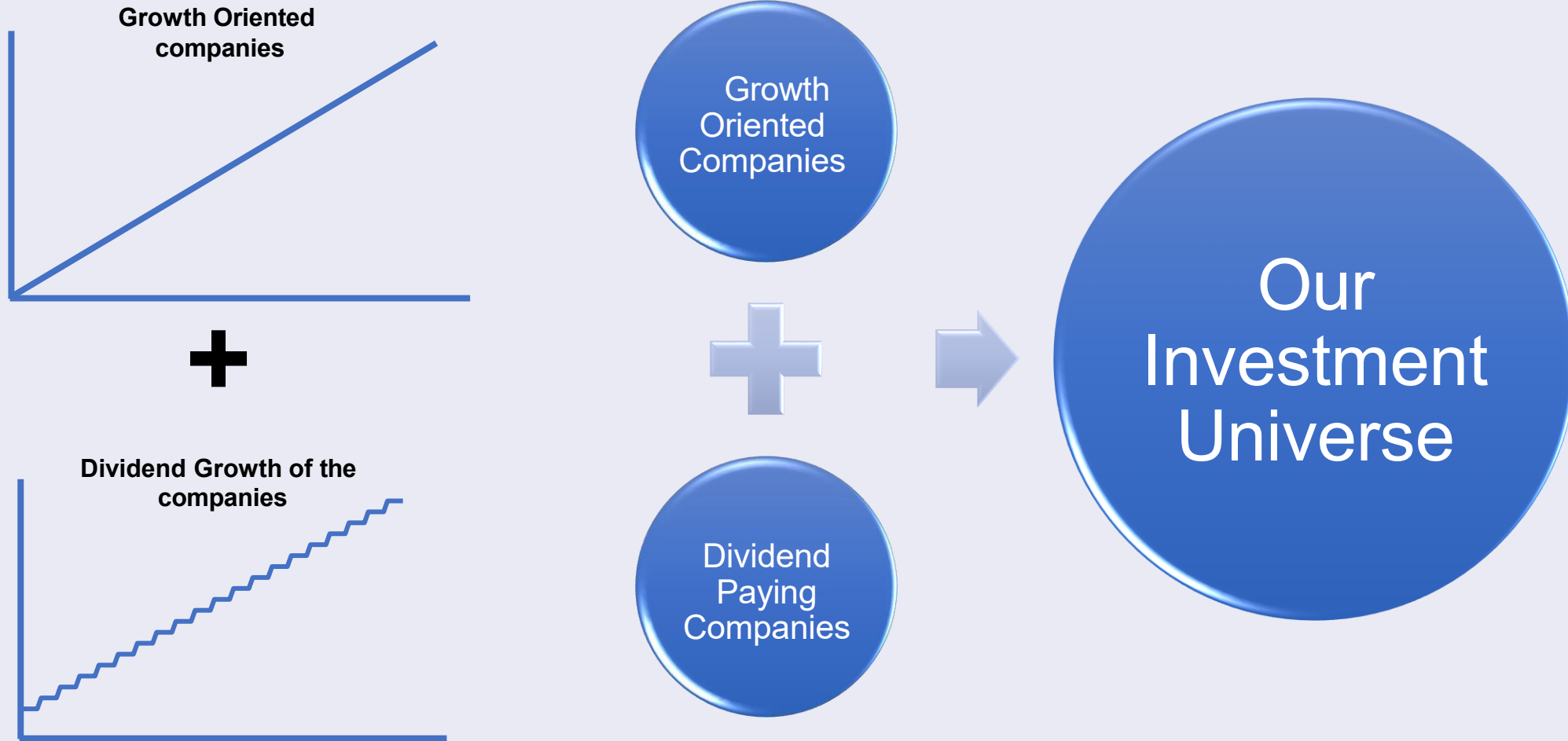
Stable Business Models

Sustainable Growth

Accountable Management

Low Volatility

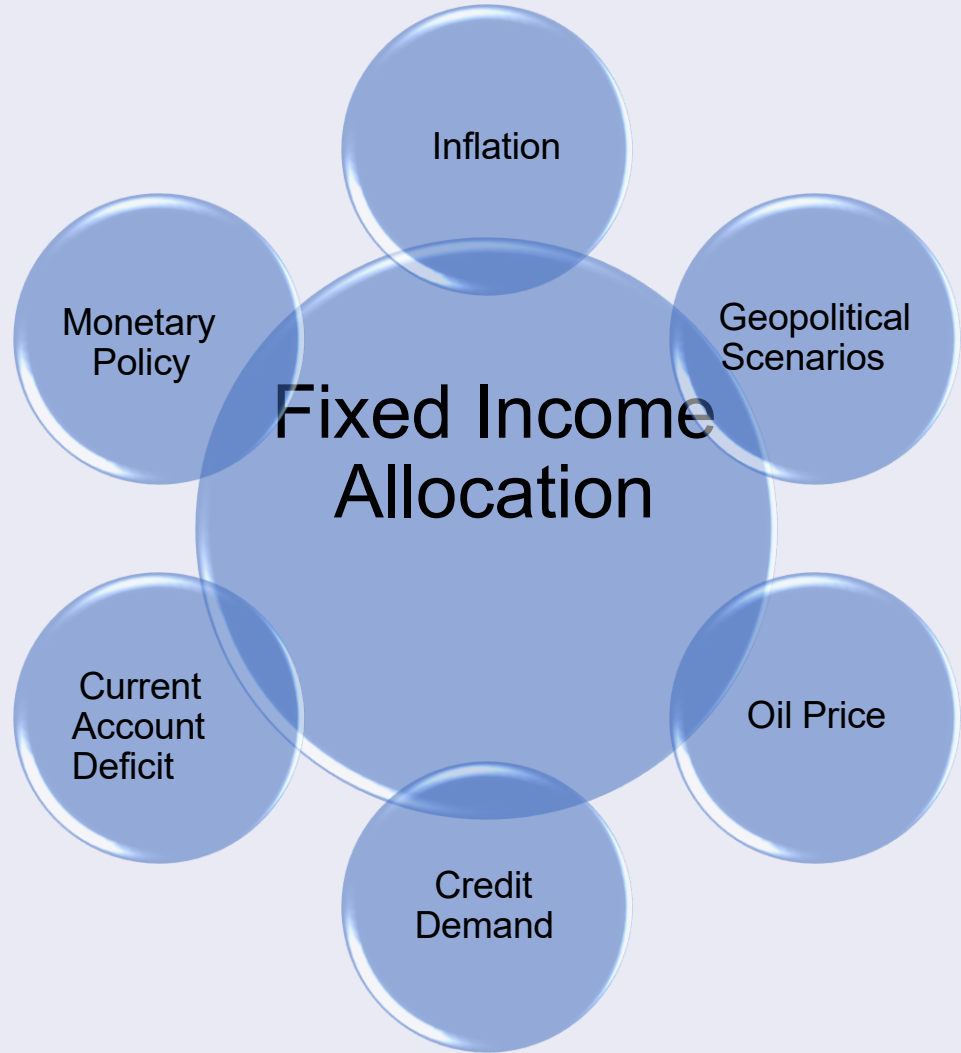
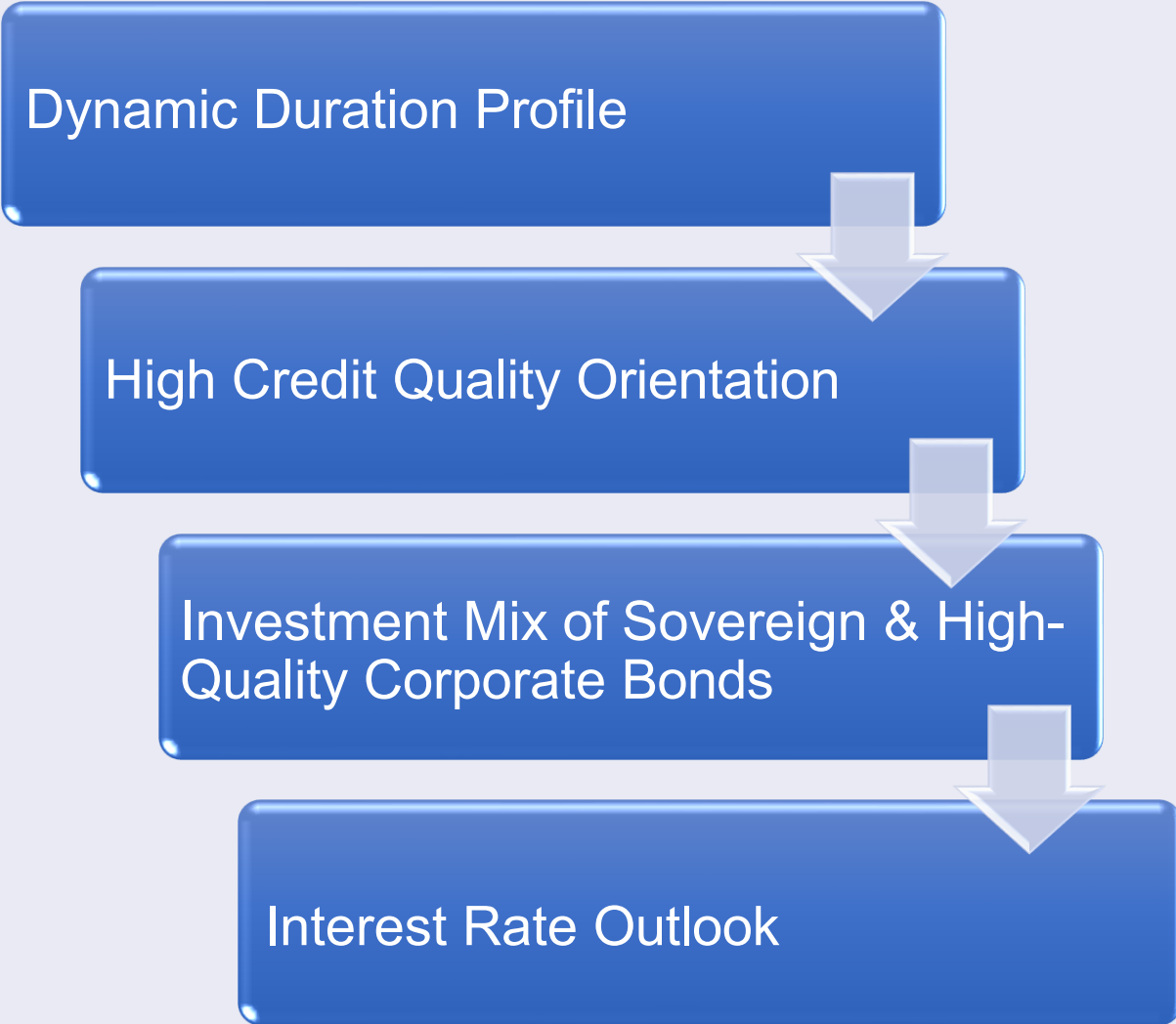
Our Equity Strategy: Growth & Dividend Payout



Why Dividend Yield based Investing in the Current Scenario

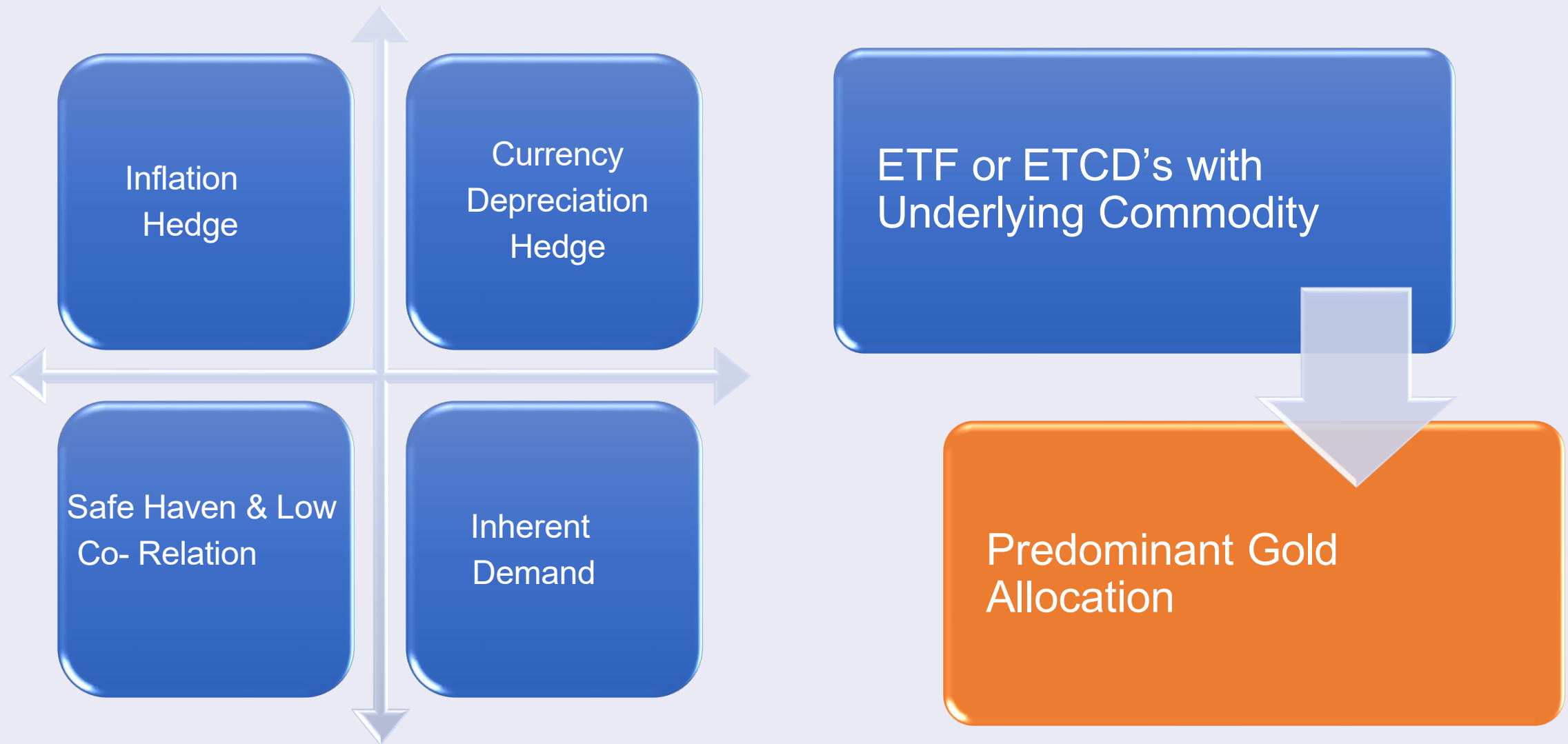


Debt Allocation: Bajaj Finserv Multi Asset Allocation Fund



The Scheme portfolio shall be constructed based on the provisions in the Scheme Information Document. The fund manager may make the changes, as per different market conditions and in the best interest of the investors.

Commodities: Diversification Beyond Equity & Debt



The Scheme portfolio shall be constructed based on the provisions in the Scheme Information Document. The fund manager may make the changes, as per different market conditions and in the best interest of the investors.

INQUUBE

INFORMATION EDGE

- Outperform the market on superior information collection

QUANTITATIVE EDGE

- Outperform the market on processing information better
- Quant models, Analytical models

BEHAVIORAL EDGE

- Outperform the market by better decision making
- Take advantage of crowd over-reaction and underreaction
- Reduces one's own behavioral pitfalls

Hunting Ideas

TOP-DOWN IDEAS

ECONOMY

ECONOMY

INDUSTRY

INDUSTRY

COMPANY

COMPANY

BOTTOM-UP IDEAS

Cycles

Behavioral Screening

Analysing Ideas

- Business
- Management
- Valuation

Checklist

Pre-mortem

Allocating

- Size
- Quality
- Value
- Growth
- Risk

Quant

Pre-commitment

Journal

Who Should Consider Investing in this Fund



Summary of the Fund Strategy

Fund Framework	Asset Allocation	Strategy
<ul style="list-style-type: none"> • Reduced extremities in performance. • Relatively smoother Risk experience • All weather investment avenue • Equity Taxation Status 	Equity	<ul style="list-style-type: none"> • Directional allocation Between 65-70%. • Investment in Dividend Opportunities • Multi Cap-Multi Theme-Multi Sector Approach
	Debt	<ul style="list-style-type: none"> • Dynamic Duration Management • Macro+Quant Inputs • Fund stabilizing role • Safety First Approach
	Commodities	<ul style="list-style-type: none"> • Opportunistic position • Volatility Hedge of Equity



BAJAJ FINSERV MULTI ASSET ALLOCATION FUND

Power your Multi -Asset Allocation
with Investing in Companies with
Growth & **D**ividend **P**ayout

April 2026

■ Growth ■ Dividend Payout

Company Name	% of Net Investment	Growth	Dividend Payout
HDFC Bank Limited	9.30%	■	■
ICICI Bank Limited	4.82%	■	■
State Bank of India	3.33%	■	■
Infosys Limited	2.72%	■	■
Reliance Industries Limited	2.58%	■	■
Larsen & Toubro Limited	2.45%	■	■
Indus Towers Limited	1.81%	■	■
Tata Steel Limited	1.73%	■	■
Vedanta Limited	1.69%	■	■
Petronet LNG Limited	1.44%	■	■
Shriram Finance Limited	1.36%	■	■
UltraTech Cement Limited	1.36%	■	■
Bharti Airtel Limited	1.34%	■	■
Whirlpool of India Limited	1.33%	■	■
Godrej Consumer Products Limited	1.30%	■	■
Hindustan Unilever Limited	1.28%	■	■
NTPC Limited	1.26%	■	■
HCL Technologies Limited	1.20%	■	■
Divi's Laboratories Limited	1.10%	■	■
Sun Pharmaceutical Industries Limited	1.10%	■	■
Mahindra & Mahindra Limited	1.09%	■	■
Cummins India Limited	1.05%	■	■
GlaxoSmithKline Pharmaceuticals Limited	1.05%	■	■
Axis Bank Limited	1.04%	■	■
Graphite India Limited	1.00%	■	■

Company Name	% of Net Investment	Growth	Dividend Payout
Asian Paints Limited	1.00%	■	■
Eicher Motors Limited	0.98%	■	■
CESC Limited	0.89%	■	■
Rubicon Research Limited	0.88%	■	■
National Aluminium Company Limited	0.83%	■	■
Ujjivan Small Finance Bank Limited	0.80%	■	■
Power Grid Corporation of India Limited	0.79%	■	■
Abbott India Limited	0.77%	■	■
Manappuram Finance Limited	0.73%	■	■
Hero MotoCorp Limited	0.71%	■	■
Aurobindo Pharma Limited	0.71%	■	■
Aditya Birla Sun Life AMC Limited	0.70%	■	■
Maruti Suzuki India Limited	0.63%	■	■
ICRA Limited	0.63%	■	■
360 One WAM Limited	0.62%	■	■
Emami Limited	0.60%	■	■
Sanofi Consumer Healthcare India Limited	0.54%	■	■
eClerx Services Limited	0.50%	■	■
Crompton Greaves Consumer Electricals Limited	0.49%	■	■
Indian Bank	0.45%	■	■
CRISIL Limited	0.35%	■	■
Pricol Limited	0.26%	■	■
The Federal Bank Limited	0.16%	■	■
JK Tyre & Industries Limited	0.14%	■	■
Ingersoll Rand (India) Limited	0.12%	■	■



Debt Quants*

	YTM	Average Maturity	Macaulay Duration	Modified Duration
Bajaj Finserv Multi Asset Allocation Fund	7.38%	1.58 Years	1.41 Years	1.4 Years

*For the debt portion of the portfolio

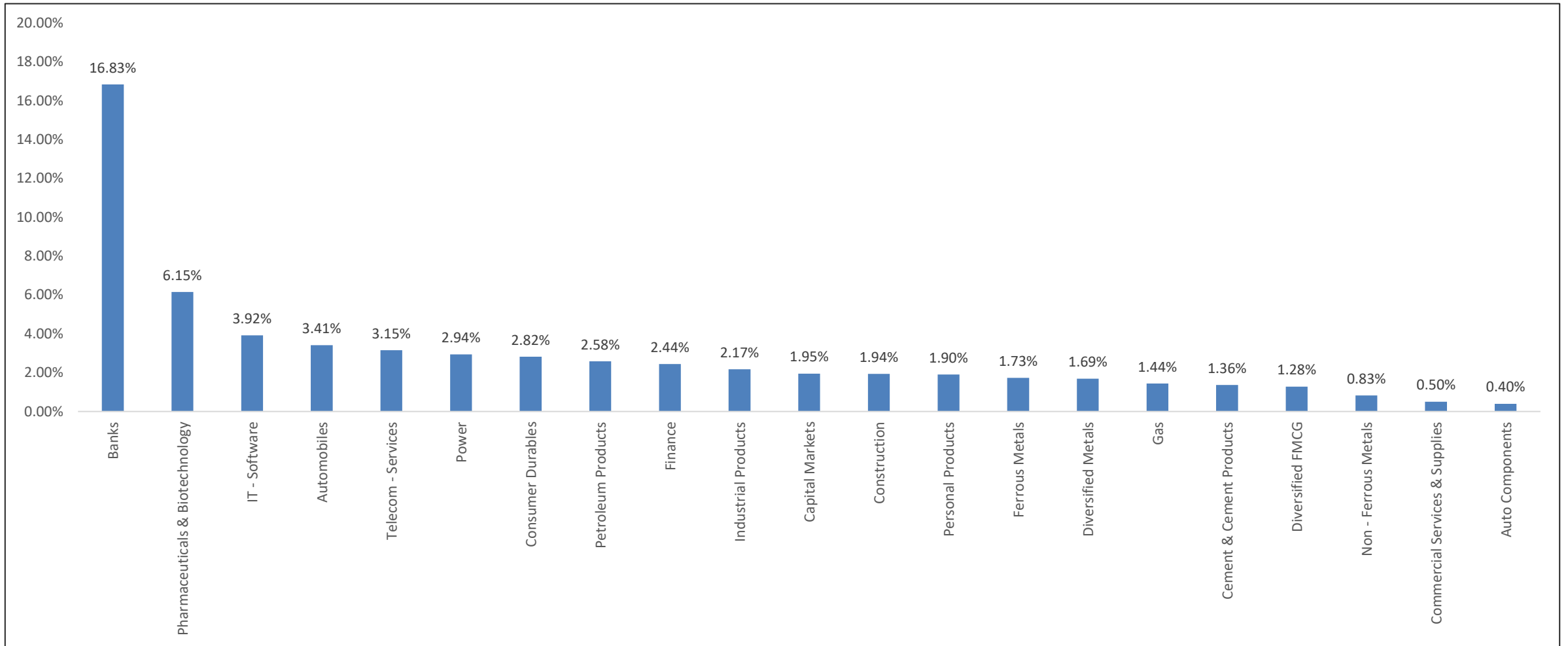
Fund Strategy

Asset class	Equity Allocation (64.84%)		Fixed Income Allocation	Commodity Allocation
	Equities	REITs		
Approx allocation	61.48%	3.36%	17.39%	17.77%
Asset class strategy	- Growth oriented stock selection - High Dividend Paying stock	- Portfolio Diversification	- Dynamic Duration Management - High Credit Quality Instruments	- Opportunistic position - Hedge against volatile equity markets

Mutual Fund investments are subject to market risks, read all scheme related documents carefully.

Data as on 31st March 2026

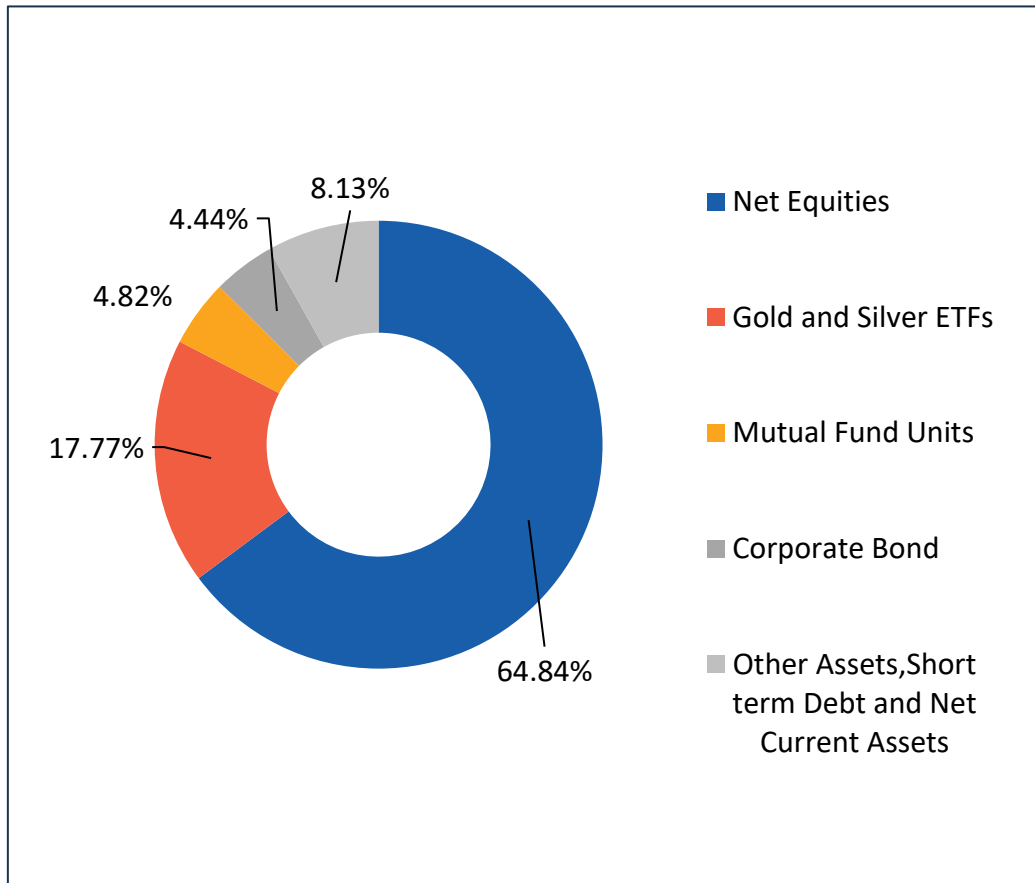
Sector Allocation



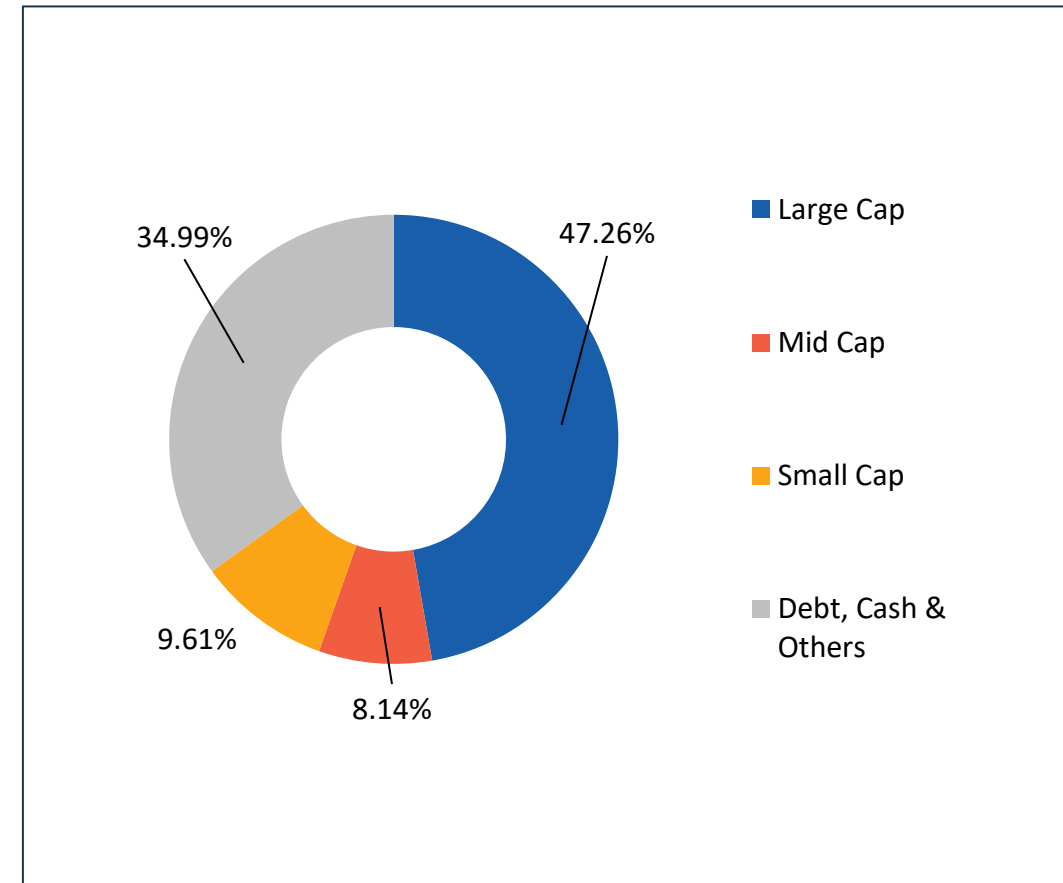
Data as on 31st March 2026 | Data for Equity portion of Portfolio

Asset & Market Cap Allocation

Asset Allocation



Market Cap Breakup



Data as on 31st March 2026

QUANTITATIVE INDICATORS*

Bajaj Finserv Multi Asset Allocation Fund	Yield to Maturity	Average Maturity	Macaulay Duration	Modified Duration
	7.38%	1.58 Years	1.41 Years	1.4 Years

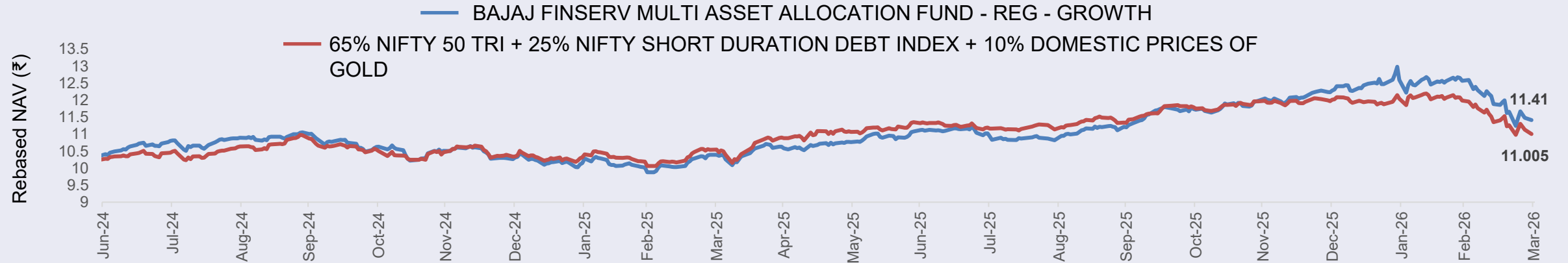
All data is as on 31st March, 2026. | *For the debt portion of the portfolio.

PERFORMANCE SUMMARY

SCHEME	6 MONTHS	1 YEAR	SINCE INCEPTION
	ABSOLUTE RETURNS (%)*	ANNUALISED RETURN (%)*	
Bajaj Finserv Multi Asset Allocation Fund*	1.89	9.85	7.53
NIFTY 50 TRI	-9.02	-3.99	-1.15

*Bajaj Finserv Multi Asset Allocation Fund- REG- Growth | For complete performance details, refer to page no. 4

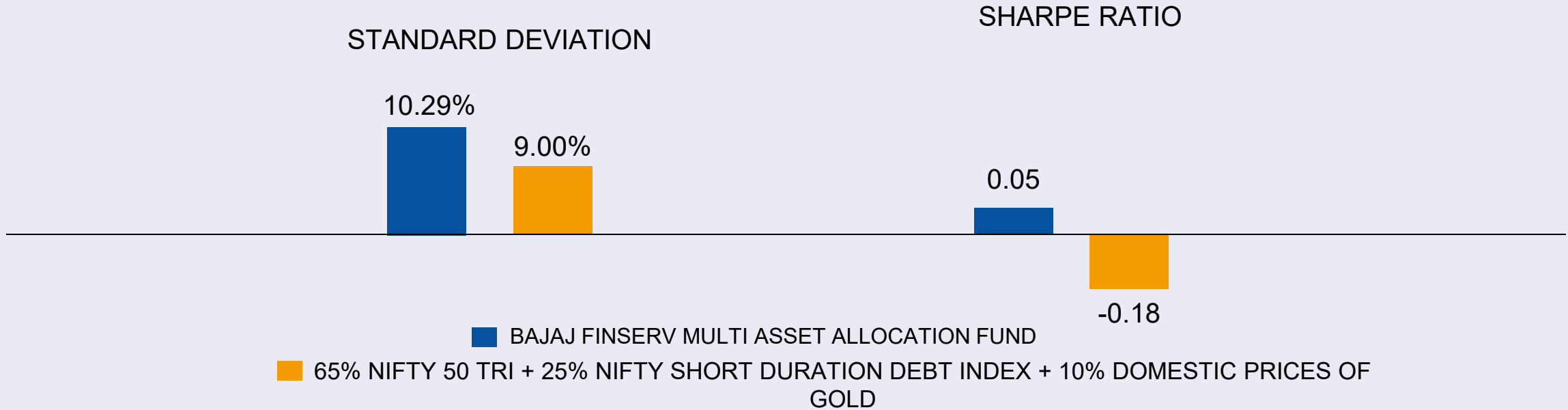
SCHEME VS BENCHMARK



DISCLAIMER: Returns <1 Yr Absolute, ≥ CAGR. Absolute Return and Annualised Return are calculated on a point to point basis. Ratios are calculated for a period of 3 years with monthly rolling and monthly frequency and Risk-free rate(6.98) is based on the FBIL Overnight MIBOR rate of as on last working day of the month. For Bajaj AMC schemes, ratios are calculated since inception with monthly rolling and monthly frequency. Max Drawdown is calculated within the one-day range. Returns for global funds pertains to previous business day as NAVs are disclosed at one day lag.

Data as on 31st March, 2026 | Source: Internal Analysis, MFI360, Bloomberg | Past performance may or may not be sustained in future.

RISK AND PERFORMANCE METRICS



With a standard deviation of 10.29% versus 8.99% for the benchmark and a Sharpe ratio of 0.05 versus -0.02, the scheme has delivered robust risk-adjusted returns at lower volatility.

A **beta of 0.99** and a robust **Jensen's alpha of 2.11%** since inception highlight its resilient profile and consistently outperformed through prudent portfolio construction and stock selection.

Risk Free Rate of Return (FBIL Overnight MIBOR) is 6.98% | Data as on 31st March, 2026; calculated since inception | Source: Internal Analysis, MFI360, Bloomberg | Past performance may or may not be sustained in future.

Fund Facts



Scheme name	Bajaj Finserv Multi Asset Allocation Fund
Scheme Category	Hybrid Scheme - Multi Asset Allocation Fund
Scheme Type	An open ended scheme investing in equity and equity related instruments, debt & debt derivatives and money market instruments, Gold ETFs, Silver ETFs, exchange traded commodity derivatives and in units of REITs and InvITs
Scheme Riskometer	Very High Risk
Benchmark	65% Nifty 50 TRI + 25% NIFTY Short Duration Debt Index + 10% Domestic Prices of Gold
Fund Manager	Mr. Sorbh Gupta and Mr. Anup Kulkarni (Fund Manager since June 10, 2025) for Equity Portion, Mr Siddharth Chaudhary for Fixed Income Portion & Mr Vinay Bafna for Commodities Investing.
Investment Objective	To generate income from fixed income instruments and generate capital appreciation for investors by investing in equity and equity related securities including derivatives, Gold ETFs, Silver ETFs, exchange traded commodity derivatives and in units of REITs & InvITs. However, there is no assurance that the investment objective of the Scheme will be achieved. ever, there can be no assurance or guarantee that the investment objective of the Scheme would be achieved.
Loads	Entry load – not applicable Exit load – For each purchase of units through Lumpsum / switch-in / Systematic Investment Plan (SIP) and Systematic Transfer Plan (STP), exit load will be as follows: if units are redeemed / switched out within 1 year from the date of allotment: if up to 30% of units allotted are redeemed/switched out – Nil any redemption / switch-out of units in excess of 30% of units allotted - 1% of applicable NAV. If units purchased or switched in from another scheme of the Fund are redeemed or switched out after 1 year from the date of allotment, no exit load is payable
NAV in Rs.	Regular- 11.4130 Direct- 11.7317
AUM in Rs. cr.	1,595.41
TER (%)	Regular- 1.93 Direct- 0.59

Bajaj Finserv Multi Asset Allocation Fund

Value of Investment of Rs.10,000

Period	Fund Returns (%)	Benchmark Returns (%)	Additional Benchmark Returns (%)	Fund (Rs)	Benchmark (Rs)	Additional Benchmark (Rs)
Bajaj Finserv Multi Asset Allocation Fund - Regular - Growth						
Last 1 Year	9.85%	4.38%	-3.99%	10,985	10,438	9,601
Since Inception	7.53%	5.40%	-1.15%	11,413	11,005	9,792
Bajaj Finserv Multi Asset Allocation Fund - Direct - Growth						
Last 1 Year	11.47%	4.38%	-3.99%	11,147	10,438	9,601
Since Inception	9.16%	5.40%	-1.15%	11,732	11,005	9,792

Returns as on 30th March, 2026

Past performance may or may not be sustained in future. Different Plans i.e. Regular Plan and Direct Plan under the scheme have different expense structure. **Benchmark:** 65% Nifty 50 TRI + 25% NIFTY Short Duration Debt Index + 10% Domestic Prices of Gold **Additional Benchmark:** Nifty 50 TRI. **Inception Date:** 3rd June 2024

Period for which scheme's performance has been provided is computed basis last day of the previous month preceding the date of this material. Returns greater than 1 year are compounded annualized.

Face Value per unit: Rs. 10.

The Fund Managers of the scheme: Mr. Sorbh Gupta (Equity Portion), Mr. Anup Kulkarni (Equity Portion) (Fund Manager since June 10, 2025), Mr. Siddharth Chaudhary (Debt Portion) and Mr. Vinay Bafna (Commodity Investments Portion). For the performance of other schemes managed by the Fund Managers which have completed 1 year or more than 1 year since inception, refer to table below.

Mr. Siddharth Chaudhary manages debt portion of Bajaj Finserv Small Cap Fund, Bajaj Finserv Equity Savings Fund and Bajaj Finserv Banking and Financial Services Fund. He also manages Bajaj Finserv Low Duration Fund.

Mr. Sorbh Gupta manages equity portion of Bajaj Finserv Small Cap Fund, Bajaj Finserv Equity Savings Fund and Bajaj Finserv Banking and Financial Services Fund.

However, since these funds have not completed 1 year, the performance is not disclosed.

Bajaj Finserv Multi Asset Allocation Fund

Bajaj Finserv Multi Asset Allocation Fund - Regular Plan - Growth					65% Nifty 50 TRI + 25% Nifty Short Duration Debt Index + 10% Domestic Prices of Gold		Nifty 50 TRI	
Period	SIP Start Date	Total Amount Invested(Rs.)	Market Value (Rs.)	Scheme Returns (CAGR %)	Market Value (Rs.)	Returns (CAGR %)	Market Value (Rs.)	Returns (CAGR %)
1-Years SIP	01-Apr-25	1,20,000	1,20,632	0.98	1,15,825	-6.45	1,07,836	-18.42
Since Inception SIP	03-Jun-24	2,20,000	2,29,886	4.69	2,21,728	0.83	2,02,070	-8.68

Returns as on 30th March, 2026. Past performance may or may not be sustained in future.

The Fund offers flexible and convenient Systematic Investment Plan (SIP) facility. SIP calculations made on Rs. 10,000. SIP Performances is computed considering SIP Investment on 1st business day of every month. "Since Inception SIP" performance are computed considering 1st instalment on allotment date and thereafter on 1st business day of every subsequent month. The performance of the scheme is benchmarked to the Total Return variant of the Index.

Other Schemes Managed by Fund Manager

Name of Fund Manager: Mr. Sorbh Gupta, Mr. Anup Kulkarni, Mr. Siddhart Chaudhary and Mr. Vinay Bafna.

	1 Year			3 Year			5 Year		
Fund Name	Regular	Direct	Benchmark	Regular	Direct	Benchmark	Regular	Direct	Benchmark
Bajaj Finserv Banking and PSU Fund^{§§}	5.00%	5.57%	5.59%	NA	NA	NA	NA	NA	NA
Bajaj Finserv Arbitrage Fund[®]	5.81%	6.56%	7.29%	NA	NA	NA	NA	NA	NA
Bajaj Finserv Money Market Fund[#]	6.03%	6.72%	6.40%	NA	NA	NA	NA	NA	NA
Bajaj Finserv Flexi Cap Fund[§]	1.35%	2.68%	-3.12%	NA	NA	NA	NA	NA	NA
Bajaj Finserv Liquid Fund^{##}	6.03%	6.22%	6.19%	NA	NA	NA	NA	NA	NA
Bajaj Finserv Large and Mid Cap Fund^{^^}	-3.09%	-1.72%	-0.82%	NA	NA	NA	NA	NA	NA
Bajaj Finserv Overnight Fund^{**}	5.48%	5.53%	5.47%	NA	NA	NA	NA	NA	NA
Bajaj Finserv Nifty 1D Rate Liquid ETF - Growth^{§§§}	5.07%	NA	5.45%	NA	NA	NA	NA	NA	NA
Bajaj Finserv Balanced Advantage Fund[^]	-1.52%	-0.03%	-0.65%	NA	NA	NA	NA	NA	NA
Bajaj Finserv Healthcare Fund^{###}	-0.08%	1.60%	1.41%	NA	NA	NA	NA	NA	NA
Bajaj Finserv Consumption Fund^{@@@}	-10.85%	-9.40%	-2.75%	NA	NA	NA	NA	NA	NA
Bajaj Finserv ELSS Tax Saver Fund[!]	-4.97%	-3.28%	-3.12%	NA	NA	NA	NA	NA	NA
Bajaj Finserv Gilt Fund^{!l}	-0.87%	-0.05%	2.02%	NA	NA	NA	NA	NA	NA
Bajaj Finserv Large Cap Fund^{***}	-1.56%	-0.11%	-3.87%	NA	NA	NA	NA	NA	NA
Bajaj Finserv Multi Cap Fund^{lll}	-3.12%	-1.63%	-2.54%	NA	NA	NA	NA	NA	NA

Returns as on 31st March 2026 (for Bajaj Finserv Liquid Fund, Bajaj Finserv Overnight Fund and Bajaj Finserv Nifty 1D Rate Liquid ETF - Growth) and 30th March 2026 (for other schemes)

Inception Dates: Bajaj Finserv Money Market Fund – 24th Jul 2023, Bajaj Finserv Liquid Fund – 5th Jul 2023, Bajaj Finserv Overnight Fund – 5th Jul 2023, Bajaj Finserv Banking and PSU Fund – 13th Nov 2023, Bajaj Finserv Balanced Advantage Fund – 15th Dec 2023, Bajaj Finserv Large and Mid Cap Fund – 27th Feb 2024, Bajaj Finserv Nifty 1D Rate Liquid ETF – Growth – 28th May 2024, Bajaj Finserv Flexi Cap Fund – 14th Aug 2023, Bajaj Finserv Healthcare Fund – 27th Dec 2024, Bajaj Finserv Consumption Fund – 29th Nov 2024, Bajaj Finserv Arbitrage Fund – 15th Sep 2023, Bajaj Finserv ELSS Tax Saver Fund – 29th Jan 2025, Bajaj Finserv Gilt Fund – 15th Jan 2025, Bajaj Finserv Large Cap Fund – 20th Aug 2024 and Bajaj Finserv Multi Cap Fund – 27th February 2025.

Disclaimer: Past performance may or may not be sustained in the future. Different plans have different expense structure. Period for which scheme's performance has been provided is computed basis last day of the previous month preceding the date of this material. Returns are compounded annualized.

Benchmark: [#]Nifty Money Market Index A-I, ^{##}Nifty Liquid Index A-I, ^{**}CRISIL Liquid Overnight Index, ^{§§}Nifty Banking & PSU Debt Index A-II, [^]NIFTY 50 Hybrid Composite debt 50:50 Index, ^{^^}Nifty Large Midcap 250 TRI, ^{§§§}Nifty 1D Rate Index, [§]BSE 500 TRI, ^{###}BSE Healthcare Total Return Index (TRI), ^{@@@}Nifty India Consumption Total Return Index (TRI), [!]BSE 500 Total Return Index (TRI), ^{!l}CRISIL Dynamic Gilt Index [®]Nifty 50 Arbitrage Index (TRI), ^{***}Nifty 100 Total Return Index (TRI) and ^{lll}NIFTY 500 Multicap 50:25:25 TRI.

Product Label and Riskometer

Bajaj Finserv Multi Asset Allocation Fund

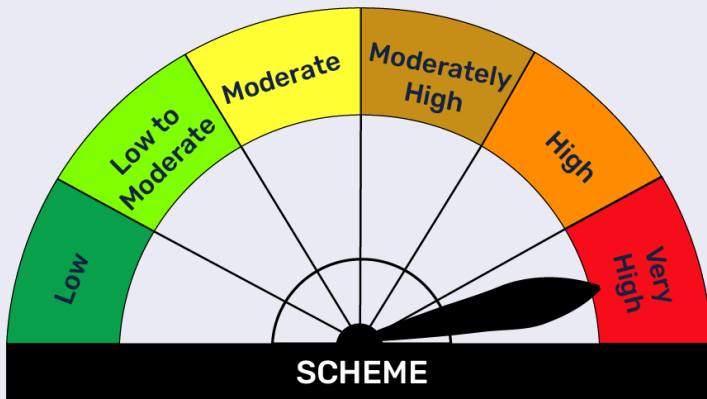
An open ended scheme investing in equity and equity related instruments, debt & debt derivatives and money market instruments, Gold ETFs, Silver ETFs, exchange traded commodity derivatives and in units of REITs and InvITs

This product is suitable for investors who are seeking*:

- Income generation from fixed income instruments
- Wealth creation/Capital appreciation over long term from investments in equity and equity related securities, Gold ETFs, Silver ETFs, exchange traded commodity derivatives (ETCD) and in units of REITs & InvITs.

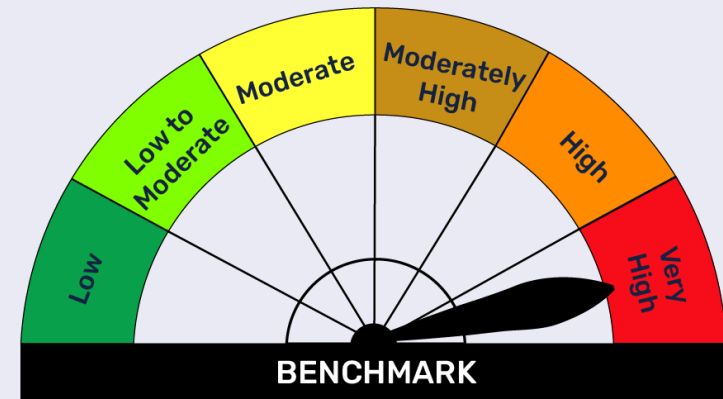
*Investors should consult their financial advisers if in doubt about whether the product is suitable for them

Scheme



The risk of the scheme is very high


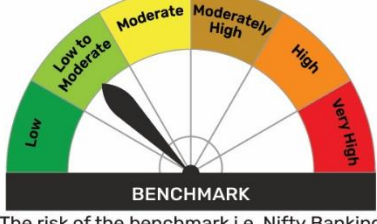
Benchmark



The risk of the benchmark i.e. 65% Nifty 50 TRI + 25% NIFTY Short Duration Debt Index + 10% Domestic Prices of Gold is very high

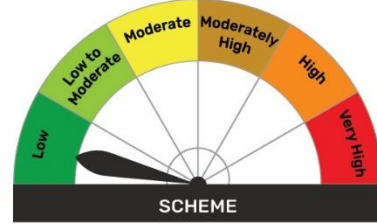
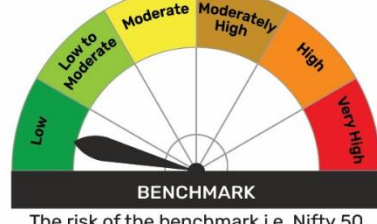
Bajaj Finserv Banking and PSU Fund

An open ended debt scheme predominantly investing in Debt instruments of banks, Public Sector Undertakings, Public Financial Institutions and Municipal Bonds with relatively high interest rate risk and moderate credit risk.

	SCHEME RISK-O-METER	BENCHMARK RISK-O-METER
<p>This product is suitable for investors who are seeking*:</p> <ul style="list-style-type: none"> ● Income over short to medium term ● Investment primarily in securities issued by Scheduled Commercial Banks (SCBs), Public Sector undertakings (PSUs), Public Financial Institutions (PFIs), Municipal Corporations and such other bodies <p>*Investors should consult their financial advisers if in doubt about whether the product is suitable for them</p>	 <p>The risk of the scheme is Moderate</p>	 <p>The risk of the benchmark i.e. Nifty Banking & PSU Debt Index A-II is Low to Moderate</p>


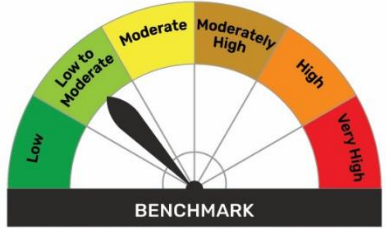
Bajaj Finserv Arbitrage Fund

An open ended scheme investing in arbitrage opportunities

	SCHEME RISK-O-METER	BENCHMARK RISK-O-METER
<p>This product is suitable for investors who are seeking*:</p> <ul style="list-style-type: none"> ● Short term income generation ● income through arbitrage opportunities in the cash and derivatives segments of the equity markets <p>*Investors should consult their financial advisers if in doubt about whether the product is suitable for them</p>	 <p>The risk of the scheme is low</p>	 <p>The risk of the benchmark i.e. Nifty 50 Arbitrage Index (TRI) is low</p>

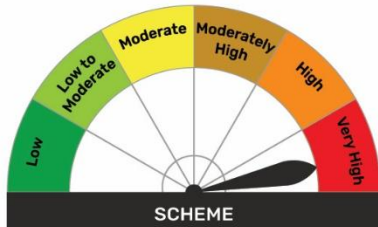

Bajaj Finserv Money Market Fund

An open ended debt scheme investing in money market instruments with Relatively Low Interest Rate Risk and Moderate Credit Risk.

	SCHEME RISK-O-METER	BENCHMARK RISK-O-METER
<p>This product is suitable for investors who are seeking*:</p> <ul style="list-style-type: none"> ● Income over short term. ● Investment in money market instruments that seeks to provide reasonable returns, commensurate with low risk while providing a high level of liquidity <p>*Investors should consult their financial advisers if in doubt about whether the product is suitable for them</p>	 <p>SCHEME</p> <p>The risk of the scheme is Low to Moderate</p>	 <p>BENCHMARK</p> <p>The risk of the benchmark i.e. NIFTY Money Market Index A-I is Low to Moderate</p>



Bajaj Finserv Flexi Cap Fund

An open ended equity scheme investing across large cap, mid cap, small cap stocks.

	SCHEME RISK-O-METER	BENCHMARK RISK-O-METER
<p>This product is suitable for investors who are seeking*:</p> <ul style="list-style-type: none"> ● Wealth creation/capital appreciation over long term ● Investment in equity and equity related instruments across large cap, mid cap and small cap stocks <p>*Investors should consult their financial advisers if in doubt about whether the product is suitable for them</p>	 <p>SCHEME</p> <p>The risk of the scheme is very high</p>	 <p>BENCHMARK</p> <p>The risk of the benchmark i.e. BSE 500 TRI is very high</p>


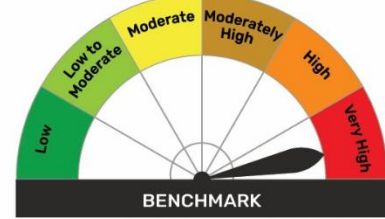
Bajaj Finserv Liquid Fund

An open ended Liquid scheme with Relatively Low Interest Rate Risk and Moderate Credit Risk

	SCHEME RISK-O-METER	BENCHMARK RISK-O-METER
<p>This product is suitable for investors who are seeking*:</p> <ul style="list-style-type: none"> ● Regular income over short term. ● Investment in money market and debt instruments, with maturity up to 91 days <p>*Investors should consult their financial advisers if in doubt about whether the product is suitable for them</p>	 <p>The risk of the scheme is Low to Moderate</p>	 <p>The risk of the benchmark i.e. NIFTY Liquid Index A-I is Low to Moderate</p>


Bajaj Finserv Large and Mid Cap Fund

An open ended equity scheme investing in both large cap and mid cap stocks

	SCHEME RISK-O-METER	BENCHMARK RISK-O-METER
<p>This product is suitable for investors who are seeking*:</p> <ul style="list-style-type: none"> ● Wealth creation over long term ● Open ended equity scheme investing in both large cap and mid cap stocks <p>*Investors should consult their financial advisers if in doubt about whether the product is suitable for them</p>	 <p>The risk of the scheme is very high</p>	 <p>The risk of the benchmark i.e. Nifty Large Midcap 250 TRI is very high</p>


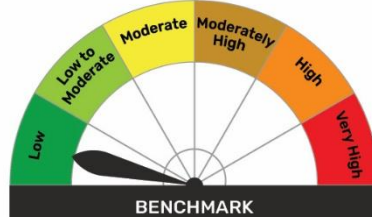
Bajaj Finserv Overnight Fund

An open ended debt scheme investing in overnight securities with Relatively Low Interest Rate Risk and Relatively Low Credit Risk.

	SCHEME RISK-O-METER	BENCHMARK RISK-O-METER
<p>This product is suitable for investors who are seeking*:</p> <ul style="list-style-type: none"> ● Regular income over short term that may be in line with the overnight call rates. ● Investment in money market and debt instruments, with overnight maturity <p>*Investors should consult their financial advisers if in doubt about whether the product is suitable for them</p>	 <p>SCHEME</p> <p>The risk of the scheme is Low</p>	 <p>BENCHMARK</p> <p>The risk of the benchmark i.e. CRISIL Liquid Overnight Index is low</p>



Bajaj Finserv Nifty 1D Rate Liquid ETF - Growth

An open ended Exchange Traded Fund tracking Nifty 1D Rate Index with Relatively Low Interest Rate Risk and Relatively Low Credit Risk

	SCHEME RISK-O-METER	BENCHMARK RISK-O-METER
<p>This product is suitable for investors who are seeking*:</p> <ul style="list-style-type: none"> ● Short term savings solution. ● An open ended Exchange Traded Fund liquid scheme, that aims to provide returns by investing in securities covered by Nifty 1D Rate Index with low risk and a high level of liquidity, subject to tracking error. <p>*Investors should consult their financial advisers if in doubt about whether the product is suitable for them</p>	 <p>SCHEME</p> <p>The risk of the scheme is Low to Moderate</p>	 <p>BENCHMARK</p> <p>The risk of the benchmark i.e. Nifty 1D Rate Index is low</p>

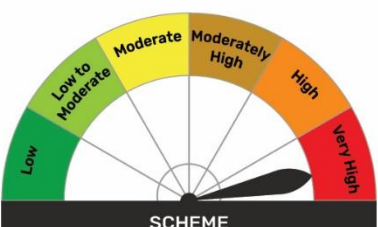
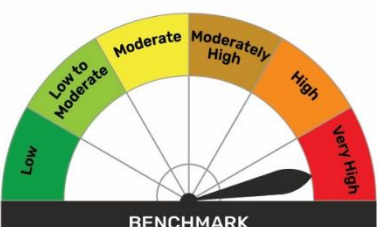
Bajaj Finserv Balanced Advantage Fund

An Open Ended Dynamic Asset Allocation Fund

	SCHEME RISK-O-METER	BENCHMARK RISK-O-METER
<p>This product is suitable for investors who are seeking*:</p> <ul style="list-style-type: none"> ● To generate wealth creation over long term ● Dynamic asset allocation between equity and equity related instruments including derivatives, and fixed income instruments <p>*Investors should consult their financial advisers if in doubt about whether the product is suitable for them</p>	 <p>SCHEME</p> <p>The risk of the scheme is very high</p>	 <p>BENCHMARK</p> <p>The risk of the benchmark i.e. NIFTY 50 Hybrid Composite debt 50:50 Index is high</p>


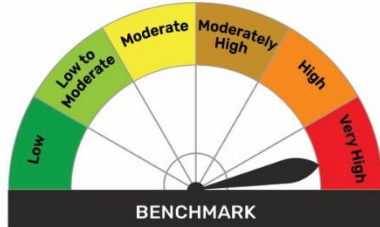
Bajaj Finserv Healthcare Fund

An open ended equity scheme following pharma, healthcare and allied theme

	SCHEME RISK-O-METER	BENCHMARK RISK-O-METER
<p>This product is suitable for investors who are seeking*:</p> <ul style="list-style-type: none"> ● wealth creation over long term ● to invest predominantly in equity and equity related instruments of pharma, healthcare and allied companies. <p>*Investors should consult their financial advisers if in doubt about whether the product is suitable for them</p>	 <p>SCHEME</p> <p>The risk of the scheme is very high</p>	 <p>BENCHMARK</p> <p>The risk of the benchmark i.e. BSE Healthcare Total Return Index (TRI) is very high</p>

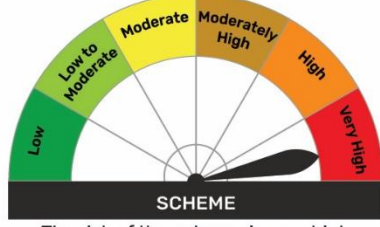
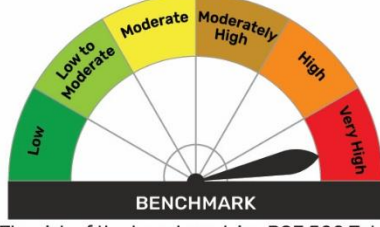
Bajaj Finserv Consumption Fund

An open ended equity scheme following consumption theme

	SCHEME RISK-O-METER	BENCHMARK RISK-O-METER
<p>This product is suitable for investors who are seeking*:</p> <ul style="list-style-type: none"> ● wealth creation over long term ● to invest predominantly in equity and equity related instruments of companies that are likely to benefit directly or indirectly from the domestic consumption led demand. <p>*Investors should consult their financial advisers if in doubt about whether the product is suitable for them</p>	 <p>SCHEME The risk of the scheme is very high</p>	 <p>BENCHMARK The risk of the benchmark i.e. Nifty India Consumption Total Return Index (TRI) is very high</p>


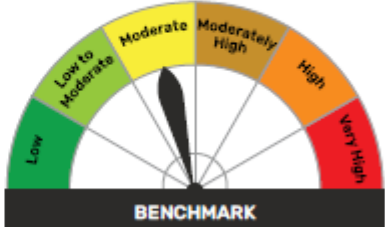
Bajaj Finserv ELSS Tax Saver Fund

An open ended equity linked saving scheme with a statutory lock in of 3 years and tax benefit

	SCHEME RISK-O-METER	BENCHMARK RISK-O-METER
<p>This product is suitable for investors who are seeking*:</p> <ul style="list-style-type: none"> ● wealth creation over long term ● to invest predominantly in equity and equity related instruments with tax benefit under Section 80C of Income Tax Act, 1961 <p>*Investors should consult their financial advisers if in doubt about whether the product is suitable for them</p>	 <p>SCHEME The risk of the scheme is very high</p>	 <p>BENCHMARK The risk of the benchmark i.e. BSE 500 Total Return Index (TRI) is Very High</p>

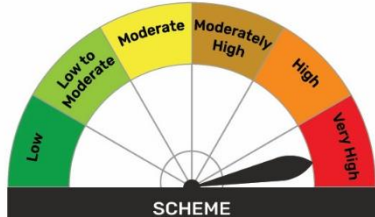
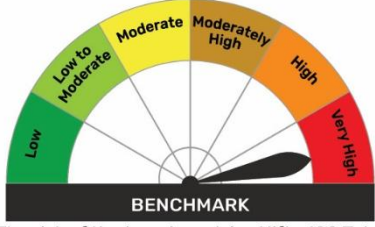
Bajaj Finserv Gilt Fund

An open ended debt scheme investing in government securities across maturity with relatively high interest rate risk and relatively low credit risk

	SCHEME RISK-O-METER	BENCHMARK RISK-O-METER
<p>This product is suitable for investors who are seeking*:</p> <ul style="list-style-type: none"> ● credit risk free returns over medium to long term ● investments mainly in government securities of various maturities <p>*Investors should consult their financial advisers if in doubt about whether the product is suitable for them</p>	 <p>SCHEME The risk of the scheme is low to Moderate</p>	 <p>BENCHMARK The risk of the benchmark i.e. CRISIL Dynamic Gilt Index is Moderate</p>

Bajaj Finserv Large Cap Fund

An open ended equity scheme predominantly investing in large cap stocks

	SCHEME RISK-O-METER	BENCHMARK RISK-O-METER
<p>This product is suitable for investors who are seeking*:</p> <ul style="list-style-type: none"> ● wealth creation over long term ● to invest predominantly in equity and equity related instruments of large cap companies <p>*Investors should consult their financial advisers if in doubt about whether the product is suitable for them</p>	 <p>SCHEME The risk of the scheme is very high</p>	 <p>BENCHMARK The risk of the benchmark i.e. Nifty 100 Total Return Index (TRI) is very high</p>

Disclaimer

This document should not be treated as endorsement of the views/opinions or as an investment advice. This document should not be construed as a research report or a recommendation to buy or sell any security. This document alone is not sufficient and should not be used for the development or implementation of an investment strategy. The recipient should note and understand that the information provided above may not contain all the material aspects relevant for making an investment decision. The decision of the Investment Manager may not always be profitable; as such decisions are based on the prevailing market conditions and the understanding of the Investment Manager. Actual market movements may vary from the anticipated trends. Neither Bajaj Finserv Mutual Fund / Bajaj Finserv Mutual Fund Trustee Limited / Bajaj Finserv Asset Management Limited nor its Directors or employees shall be liable for any damages whether direct or indirect, incidental, punitive special or consequential including lost revenue or lost profits that may arise from or in connection with the use of the information. Investors are advised to consult their own investment advisor before making any investment decision in light of their risk appetite, investment goals and horizon. This information is subject to change without any prior notice.

Mutual Fund investments are subject to market risks, read all scheme related documents carefully.