

BAJAJ FINSERV MULTI ASSET ALLOCATION FUND

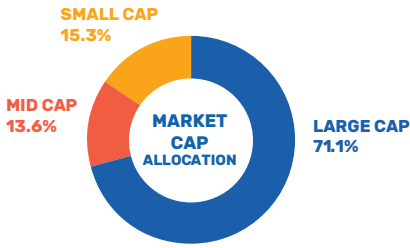
ENHANCE YOUR MULTI-ASSET ALLOCATION WITH INVESTING IN COMPANIES WITH GROWTH & DIVIDEND PAYOUT

The investment strategy aims to generate income and capital appreciation by investing across equity and equity related instruments including equity derivatives, debt & debt derivatives and money market instruments, Gold ETFs, Silver ETFs, ETCs and in units of REITs & InvITs. The portfolio will manage the fund within the ambit of its in-house fund philosophy - INQUBE. The scheme's equity portfolio will seek to invest in dividend-yielding opportunities to provide investors with relatively low-risk, cash-generating prospects for the portfolio and to allow for the growth opportunities in the play out over the period. The security selection will emphasize on criteria such as dividend track record, payout ratios, growth in cash flow generation, and other growth metrics such as ROCE, ROE etc. However, the fund manager retains the discretion to pursue investment opportunities regardless of the style, with the aim of optimizing the risk-reward trade-off for the portfolio from time to time.

NAV (REGULAR - GROWTH)(₹)	12.0
MONTH-END AUM (IN ₹ CR.)	1,770.0
BASE EXPENSE RATIO*	
REGULAR	1.7%
DIRECT	0.4%

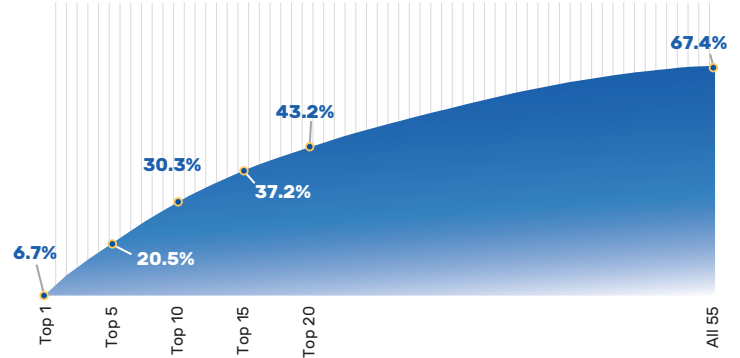
Data as on 29th May, 2026

PORTFOLIO DETAILS*



*Data rebased to 100

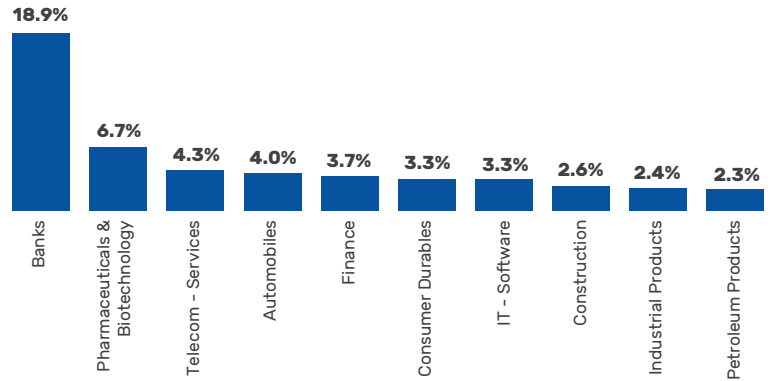
PORTFOLIO CONCENTRATION



EQUITY HOLDING

Name (Top 10 Holdings)	Equity (% to NAV)
HDFC Bank Limited	6.7%
ICICI Bank Limited	5.6%
State Bank of India	3.0%
Bharti Airtel Limited	2.6%
Larsen & Toubro Limited	2.6%
Reliance Industries Limited	2.3%
Infosys Limited	2.3%
Tata Steel Limited	1.9%
Indus Towers Limited	1.7%
Divi's Laboratories Limited	1.7%
Other Equities	37.1%
Total Equities	67.4%

TOP 10 INDUSTRIES



Quantitative Indicators*

Bajaj Finserv Multi Asset Allocation Fund	Yield to Maturity	Average Maturity	Macaulay Duration	Modified Duration
	7.3%	1.4 Years	1.3 Years	1.3 Years

All data is as on 29th May, 2026. | *For the debt portion of the portfolio.

INCEPTION DATE: 3RD JUNE 2024
 MINIMUM INVESTMENT AMOUNT: RS. 500/- AND IN MULTIPLES OF RE. 1/- THEREAFTER
 SIP FREQUENCY: DAILY, WEEKLY, FORTNIGHTLY, MONTHLY, QUARTERLY

Data as on 29th May, 2026 | Source: Internal Analysis, MFI360, Bloomberg
 Past performance may or may not be sustained in future.

*To know about Total Expense Ratio (TER), please visit <https://www.bajajamc.com/downloads?ter=>

FUND MANAGER:
MR. ANUP KULKARNI AND
MR. SABYASACHI MUKERJI (EQUITY PORTION)
MR. SIDDHARTH CHAUDHARY (DEBT PORTION)
MR. CHERAGH SIDHWA (COMMODITY INVESTMENTS PORTION)

FUND STRATEGY

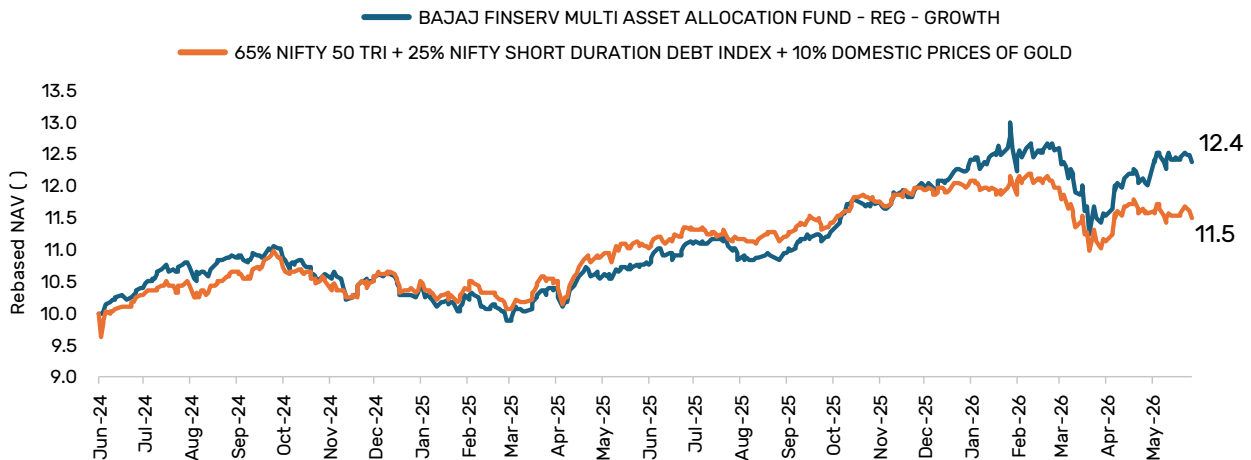
ASSET CLASS	EQUITY ALLOCATION (70.5%)		FIXED INCOME ALLOCATION	COMMODITY ALLOCATION
	EQUITIES	REITS		
APPROX ALLOCATION	67.4%	3.1%	13.1%	16.4%
ASSET CLASS STRATEGY	- GROWTH ORIENTED STOCK SELECTION - HIGH DIVIDEND PAYING STOCK	- PORTFOLIO DIVERSIFICATION	- DYNAMIC DURATION MANAGEMENT - HIGH CREDIT QUALITY INSTRUMENTS	- OPPORTUNISTIC POSITION - HEDGE AGAINST VOLATILE EQUITY MARKETS

PERFORMANCE SUMMARY

SCHEME	6 MONTHS	1 YEAR	SINCE INCEPTION
	ABSOLUTE RETURNS (%)*	ANNUALISED RETURN (%)*	
Bajaj Finserv Multi Asset Allocation Fund*	0.1	11.4	9.6
NIFTY 50 TRI	-9.9	-3.8	1.7

*Bajaj Finserv Multi Asset Allocation Fund- REG- Growth | For complete performance details, refer to page no. 4

SCHEME VS BENCHMARK



DISCLAIMER: Returns <1 Yr Absolute, > CAGR. Absolute Return and Annualised Return are calculated on a point to point basis. Ratios are calculated for a period of 3 years with monthly rolling and monthly frequency and Risk-free rate(5.52%) is based on the FBIL Overnight MIBOR rate of as on last working day of the month. For Bajaj AMC schemes, ratios are calculated since inception with monthly rolling and monthly frequency. Max Drawdown is calculated within the one-day range. Returns for global funds pertains to previous business day as NAVs are disclosed at one day lag.

GROWTH & DIVIDEND PAYOUT BASED PORTFOLIO MAPPING


June 2026

■ Growth

■ Dividend Payout

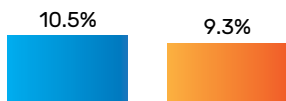
Company Name	% of Net Investment	Growth	Dividend Payout	Company Name	% of Net Investment	Growth	Dividend Payout
HDFC Bank Limited	6.7%	■	■	Eicher Motors Limited	1.0%	■	■
ICICI Bank Limited	5.6%	■	■	HCL Technologies Limited	1.0%	■	■
State Bank of India	3.0%	■	■	Crompton Greaves Consumer Electricals Limited	0.9%	■	■
Bharti Airtel Limited	2.6%	■	■	The Federal Bank Limited	0.9%	■	■
Larsen & Toubro Limited	2.6%	■	■	National Aluminium Company Limited	0.8%	■	■
Reliance Industries Limited	2.3%	■	■	Angel One Limited	0.8%	■	■
Infosys Limited	2.3%	■	■	Ujjivan Small Finance Bank Limited	0.8%	■	■
Tata Steel Limited	1.9%	■	■	Bajaj Auto Limited	0.8%	■	■
Indus Towers Limited	1.7%	■	■	Hindustan Zinc Limited	0.7%	■	■
Divi's Laboratories Limited	1.7%	■	■	Power Grid Corporation of India Limited	0.7%	■	■
Axis Bank Limited	1.5%	■	■	Senores Pharmaceuticals Limited	0.7%	■	■
Petronet LNG Limited	1.4%	■	■	Aurobindo Pharma Limited	0.7%	■	■
Shriram Finance Limited	1.3%	■	■	360 One WAM Limited	0.7%	■	■
UltraTech Cement Limited	1.3%	■	■	Hero MotoCorp Limited	0.6%	■	■
Whirlpool of India Limited	1.3%	■	■	Maruti Suzuki India Limited	0.6%	■	■
Cummins India Limited	1.2%	■	■	ICRA Limited	0.6%	■	■
Godrej Consumer Products Limited	1.2%	■	■	Emami Limited	0.6%	■	■
Hindustan Unilever Limited	1.2%	■	■	Sanofi Consumer Healthcare India Limited	0.5%	■	■
NTPC Limited	1.2%	■	■	eClerx Services Limited	0.5%	■	■
Asian Paints Limited	1.1%	■	■	Indian Bank	0.4%	■	■
GlaxoSmithKline Pharmaceuticals Limited	1.1%	■	■	CRISIL Limited	0.3%	■	■
Manappuram Finance Limited	1.1%	■	■	Talwandi Sabo Power Limited*	0.3%	■	■
Graphite India Limited	1.1%	■	■	Vedanta Aluminium Metal Limited*	0.3%	■	■
Rubicon Research Limited	1.0%	■	■	Malco Energy Limited*	0.3%	■	■
Mahindra & Mahindra Limited	1.0%	■	■	Vedanta Iron And Steel Limited*	0.3%	■	■
Sun Pharmaceutical Industries Limited	1.0%	■	■	Pricol Limited	0.3%	■	■
Page Industries Limited	1.0%	■	■	Ingersoll Rand (India) Limited	0.1%	■	■
Bajaj Finance Limited	1.0%	■	■				

*Market capitalisation is currently unavailable for these entities following the demerger from Vedanta. They are yet to be listed.



RISK AND PERFORMANCE METRICS

STANDARD DEVIATION



SHARPE RATIO



■ BAJAJ FINSERV MULTI ASSET ALLOCATION FUND

■ 65% NIFTY 50 TRI + 25% NIFTY SHORT DURATION DEBT INDEX + 10% DOMESTIC PRICES OF GOLD

With a standard deviation of 10.5% versus 9.3% for the benchmark and a Sharpe ratio of 0.4 versus 0.2, the scheme has delivered robust risk-adjusted returns at lower volatility.

A **beta of 1.0** and a robust **Jensen's alpha of 2.3%** since inception highlight its resilient profile and consistently outperformed through prudent portfolio construction and stock selection.

Risk Free Rate of Return: 5.52% | Data as on 29th May, 2026; calculated since inception | Source: Internal Analysis, MFI360, Bloomberg | Past performance may or may not be sustained in future.

Bajaj Finserv Multi Asset Allocation Fund

Value of Investment of Rs.10,000

Period	Fund Returns (%)	Benchmark Returns (%)	Additional Benchmark Returns (%)	Fund (Rs)	Benchmark (Rs)	Additional Benchmark (Rs)
Bajaj Finserv Multi Asset Allocation Fund - Regular - Growth						
Last 1 Year	11.4%	4.0%	-3.8%	11,143	10,399	9,616
Since Inception	9.6%	7.3%	1.7%	11,996	11,505	10,344
Bajaj Finserv Multi Asset Allocation Fund - Direct - Growth						
Last 1 Year	13.1%	4.0%	-3.8%	11,307	10,399	9,616
Since Inception	11.3%	7.3%	1.7%	12,360	11,505	10,344

Returns as on 29th April, 2026

Past performance may or may not be sustained in future. Different Plans i.e. Regular Plan and Direct Plan under the scheme have different expense structure. **Benchmark:** 65% Nifty 50 TRI + 25% NIFTY Short Duration Debt Index + 10% Domestic Prices of Gold **Additional Benchmark:** Nifty 50 TRI. **Inception Date:** 3rd June 2024
 Period for which scheme's performance has been provided is computed basis last day of the previous month preceding the date of this material. Returns greater than 1 year are compounded annualized.
 Face Value per unit: Rs. 10.
 The Fund Managers of the scheme: Mr. Anup Kulkarni (Equity Portion), Mr. Sabyasachi Mukerji (Equity Portion), Mr. Siddharth Chaudhary (Debt Portion) and Mr. Cheragh Sidhwa (Commodity Investments Portion). For the performance of other schemes managed by the Fund Managers which have completed 1 year or more than 1 year since inception, refer to table below.
 Mr. Siddharth Chaudhary manages debt portion of Bajaj Finserv Small Cap Fund, Bajaj Finserv Equity Savings Fund and Bajaj Finserv Banking and Financial Services Fund. He also manages Bajaj Finserv Low Duration Fund.
 However, since these funds have not completed 1 year, the performance is not disclosed.

Other Schemes Managed by Fund Manager

Name of Fund Manager: Mr. Anup Kulkarni, Mr. Sabyasachi Mukerji, Mr. Siddharth Chaudhary, Mr. Cheragh Sidhwa.

Fund Name	1 Year			3 Year			5 Year		
	Regular	Direct	Benchmark	Regular	Direct	Benchmark	Regular	Direct	Benchmark
Bajaj Finserv Balanced Advantage Fund [^]	-0.4%	1.1%	-1.7%	NA	NA	NA	NA	NA	NA
Bajaj Finserv Large Cap Fund ^{***}	-0.9%	0.6%	-1.9%	NA	NA	NA	NA	NA	NA
Bajaj Finserv ELSS Tax Saver Fund ^l	1.3%	3.1%	-0.1%	NA	NA	NA	NA	NA	NA
Bajaj Finserv Multi Cap Fund ^{lll}	4.5%	6.1%	1.4%	NA	NA	NA	NA	NA	NA
Bajaj Finserv Money Market Fund [*]	5.3%	6.0%	5.9%	NA	NA	NA	NA	NA	NA
Bajaj Finserv Banking and PSU Fund ^{ss}	2.6%	3.1%	4.0%	NA	NA	NA	NA	NA	NA
Bajaj Finserv Overnight Fund ^{**}	5.4%	5.4%	5.3%	NA	NA	NA	NA	NA	NA
Bajaj Finserv Liquid Fund ^{**}	6.0%	6.2%	6.2%	NA	NA	NA	NA	NA	NA
Bajaj Finserv Arbitrage Fund [@]	5.3%	6.1%	6.6%	NA	NA	NA	NA	NA	NA
Bajaj Finserv Large and Mid Cap Fund ^{^^}	-0.9%	0.5%	2.8%	NA	NA	NA	NA	NA	NA
Bajaj Finserv Nifty 1D Rate Liquid ETF - Growth ^{sss}	5.0%	NA	5.3%	NA	NA	NA	NA	NA	NA
Bajaj Finserv Flexi Cap Fund ^s	3.9%	5.2%	-0.1%	NA	NA	NA	NA	NA	NA
Bajaj Finserv Consumption Fund ^{@@@}	-7.4%	-5.9%	-0.3%	NA	NA	NA	NA	NA	NA
Bajaj Finserv Healthcare Fund ^{***}	9.2%	11.0%	10.5%	NA	NA	NA	NA	NA	NA
Bajaj Finserv Gilt Fund ^{ll}	-2.0%	-1.1%	0.7%	NA	NA	NA	NA	NA	NA

 Data as on 31st May 2026 for Bajaj Finserv Liquid Fund, Bajaj Finserv Overnight Fund and Bajaj Finserv Nifty 1D Rate Liquid ETF - Growth. Data as on 29th May 2026 for rest of the schemes.

Inception Dates: Bajaj Finserv Balanced Advantage Fund - 15th Dec 2023, Bajaj Finserv Large Cap Fund - 20th Aug 2024, Bajaj Finserv ELSS Tax Saver Fund - 29th Jan 2025, Bajaj Finserv Multi Cap Fund - 27th Feb 2025, Bajaj Finserv Money Market Fund - 24th Jul 2023, Bajaj Finserv Banking and PSU Fund - 13th Nov 2023, Bajaj Finserv Overnight Fund - 5th Jul 2023, Bajaj Finserv Liquid Fund - 5th Jul 2023, Bajaj Finserv Arbitrage Fund - 15th Sep 2023, Bajaj Finserv Large and Mid Cap Fund - 27th Feb 2024, Bajaj Finserv Nifty 1D Rate Liquid ETF - Growth - 28th May 2024, Bajaj Finserv Flexi Cap Fund - 14th Aug 2023, Bajaj Finserv Consumption Fund - 29th Nov 2024, Bajaj Finserv Healthcare Fund - 27th Dec 2024 and Bajaj Finserv Gilt Fund - 15th Jan 2025.

Disclaimer: Past performance may or may not be sustained in the future. Different plans have different expense structure. Period for which scheme's performance has been provided is computed basis last day of the previous month preceding the date of this material. Returns are compounded annualized.

Benchmark: ^{*}Nifty Money Market Index A-I, ^{**}Nifty Liquid Index A-I, ^{**}CRISIL Liquid Overnight Index, ^{ss}Nifty Banking & PSU Debt Index A-II, ^{^^}NIFTY 50 Hybrid Composite debt 50:50 Index, ^{^^}Nifty Large Midcap 250 TRI, ^{sss}Nifty 1D Rate Index, ^sBSE 500 TRI, ^{***}BSE Healthcare Total Return Index (TRI), [@]Nifty India Consumption Total Return Index (TRI), ^{@@@}Nifty 500 Total Return Index (TRI), ^{ll}CRISIL Dynamic Gilt Index, [@]Nifty 50 Arbitrage Index (TRI), ^{***}Nifty 100 Total Return Index (TRI) and ^{lll}NIFTY 500 Multicap 50:25:25 TRI.

Bajaj Finserv Multi Asset Allocation Fund

Bajaj Finserv Multi Asset Allocation Fund - Regular Plan - Growth					65% Nifty 50 TRI + 25% Nifty Short Duration Debt Index + 10% Domestic Prices of Gold		Nifty 50 TRI	
Period	SIP Start Date	Total Amount Invested(Rs.)	Market Value (Rs.)	Scheme Returns (CAGR %)	Market Value (Rs.)	Benchmark Returns (CAGR%)	Market Value (Rs.)	Benchmark Returns (CAGR%)
1-Years SIP	02-Jun-2025	120,000	124,162	6.6	119,762	-0.4	114,002	-9.3
Since Inception SIP	03-Jun-2024	240,000	261,945	8.7	252,046	4.8	233,641	-2.6

Returns as on 29th May, 2026. Past performance may or may not be sustained in future.

The Fund offers flexible and convenient Systematic Investment Plan (SIP) facility. SIP calculations made on Rs. 10,000. SIP Performances is computed considering SIP Investment on 1st business day of every month. "Since Inception SIP" performance are computed considering 1st instalment on allotment date and thereafter on 1st business day of every subsequent month.

Risk-o-meter and Product Label.

BAJAJ FINSERV MULTI ASSET ALLOCATION FUND

An open ended scheme investing in equity and equity related instruments, debt & debt derivatives and money market instruments, Gold ETFs, Silver ETFs, exchange traded commodity derivatives and in units of REITs and InvITs

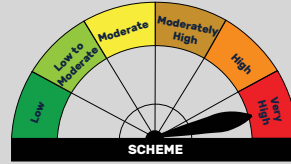
Product label

This product is suitable for investors who are seeking*:

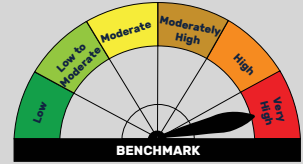
- Income generation from fixed income instruments
- Wealth creation/Capital appreciation over long term from investments in equity and equity related securities, Gold ETFs, Silver ETFs, exchange traded commodity derivatives (ETCD) and in units of REITs & InvITs

*Investors should consult their financial advisers if in doubt about whether the product is suitable for them

RISKOMETER



The risk of the scheme is very high



The risk of the benchmark i.e. 65% Nifty 50 TRI + 25% NIFTY Short Duration Debt Index + 10% Domestic Prices of Gold is very high

Bajaj Finserv Balanced Advantage Fund An Open Ended Dynamic Asset Allocation Fund

	SCHEME RISK-O-METER	BENCHMARK RISK-O-METER
<p>This product is suitable for investors who are seeking*:</p> <ul style="list-style-type: none"> • To generate wealth creation over long term • Dynamic asset allocation between equity and equity related instruments including derivatives, and fixed income instruments <p>*Investors should consult their financial advisers if in doubt about whether the product is suitable for them</p>	<p>The risk of the scheme is very high</p>	<p>The risk of the benchmark i.e. NIFTY 50 Hybrid Composite debt 50:50 Index is high</p>

Bajaj Finserv Large Cap Fund An open ended equity scheme predominantly investing in large cap stocks

	SCHEME RISK-O-METER	BENCHMARK RISK-O-METER
<p>This product is suitable for investors who are seeking*:</p> <ul style="list-style-type: none"> • wealth creation over long term • to invest predominantly in equity and equity related instruments of large cap companies <p>*Investors should consult their financial advisers if in doubt about whether the product is suitable for them</p>	<p>The risk of the scheme is very high</p>	<p>The risk of the benchmark i.e. Nifty 100 Total Return Index (TRI) is very high</p>

Bajaj Finserv ELSS Tax Saver Fund An open ended equity linked saving scheme with a statutory lock in of 3 years and tax benefit

	SCHEME RISK-O-METER	BENCHMARK RISK-O-METER
<p>This product is suitable for investors who are seeking*:</p> <ul style="list-style-type: none"> • wealth creation over long term • to invest predominantly in equity and equity related instruments with tax benefit under Section 80C of Income Tax Act, 1961 <p>*Investors should consult their financial advisers if in doubt about whether the product is suitable for them</p>	<p>The risk of the scheme is very high</p>	<p>The risk of the benchmark i.e. BSE 500 Total Return Index (TRI) is Very High</p>

Bajaj Finserv Multi Cap Fund An open ended equity scheme investing across large cap, mid cap, small cap stocks

	SCHEME RISK-O-METER	BENCHMARK RISK-O-METER
<p>This product is suitable for investors who are seeking*:</p> <ul style="list-style-type: none"> • wealth creation over long term • to invest predominantly in equity and equity related instruments of large cap, mid cap, small cap companies. <p>*Investors should consult their financial advisers if in doubt about whether the product is suitable for them</p>	<p>The risk of the scheme is Very High</p>	<p>The risk of the benchmark i.e. Nifty 500 Multicap 50:25:25 TRI is Very High</p>

Disclaimer

This document should not be treated as endorsement of the views/opinions or as an investment advice. This document should not be construed as a research report or a recommendation to buy or sell any security. This document alone is not sufficient and should not be used for the development or implementation of an investment strategy. The recipient should note and understand that the information provided above may not contain all the material aspects relevant for making an investment decision. The decision of the investment Manager may not always be profitable, as such decisions are based on the prevailing market conditions and the understanding of the Investment Manager. Actual market movements may vary from the anticipated trends. Neither Bajaj Finserv Mutual Fund / Bajaj Finserv Mutual Fund Trustee Limited / Bajaj Finserv Asset Management Limited nor its Directors or employees shall be liable for any damages whether direct or indirect, incidental, punitive special or consequential including lost revenue or lost profits that may arise from or in connection with the use of the information. Investors are advised to consult their own investment advisor before making any investment decision in light of their risk appetite, investment goals and horizon. This information is subject to change without any prior notice.

Mutual Fund investments are subject to market risks, read all scheme related documents carefully.

Bajaj Finserv Money Market Fund

An open ended debt scheme investing in money market instruments with Relatively Low Interest Rate Risk and Moderate Credit Risk.

	SCHEME RISK-O-METER	BENCHMARK RISK-O-METER
<p>This product is suitable for investors who are seeking*:</p> <ul style="list-style-type: none"> Income over short term. Investment in money market instruments that seeks to provide reasonable returns, commensurate with low risk while providing a high level of liquidity <p>*Investors should consult their financial advisers if in doubt about whether the product is suitable for them</p>	<p>The risk of the scheme is Low to Moderate</p>	<p>The risk of the benchmark i.e. NIFTY Money Market Index A-I is Low to Moderate</p>

Bajaj Finserv Banking and PSU Fund

An open ended debt scheme predominantly investing in Debt instruments of banks, Public Sector Undertakings, Public Financial Institutions and Municipal Bonds with relatively high interest rate risk and moderate credit risk.

	SCHEME RISK-O-METER	BENCHMARK RISK-O-METER
<p>This product is suitable for investors who are seeking*:</p> <ul style="list-style-type: none"> Income over short to medium term Investment primarily in securities issued by Scheduled Commercial Banks (SCBs), Public Sector undertakings (PSUs), Public Financial Institutions (PFIs), Municipal Corporations and such other bodies <p>*Investors should consult their financial advisers if in doubt about whether the product is suitable for them</p>	<p>The risk of the scheme is Moderate</p>	<p>The risk of the benchmark i.e. Nifty Banking & PSU Debt Index A-II is Low to Moderate</p>

Bajaj Finserv Overnight Fund

An open ended debt scheme investing in overnight securities with Relatively Low Interest Rate Risk and Relatively Low Credit Risk.

	SCHEME RISK-O-METER	BENCHMARK RISK-O-METER
<p>This product is suitable for investors who are seeking*:</p> <ul style="list-style-type: none"> Regular income over short term that may be in line with the overnight call rates. Investment in money market and debt instruments, with overnight maturity <p>*Investors should consult their financial advisers if in doubt about whether the product is suitable for them</p>	<p>The risk of the scheme is Low</p>	<p>The risk of the benchmark i.e. CRISIL Liquid Overnight Index is low</p>

Bajaj Finserv Liquid Fund

An open ended Liquid scheme with Relatively Low Interest Rate Risk and Moderate Credit Risk

	SCHEME RISK-O-METER	BENCHMARK RISK-O-METER
<p>This product is suitable for investors who are seeking*:</p> <ul style="list-style-type: none"> Regular income over short term. Investment in money market and debt instruments, with maturity up to 91 days <p>*Investors should consult their financial advisers if in doubt about whether the product is suitable for them</p>	<p>The risk of the scheme is Low to Moderate</p>	<p>The risk of the benchmark i.e. NIFTY Liquid Index A-I is Low to Moderate</p>

Bajaj Finserv Arbitrage Fund

An open ended scheme investing in arbitrage opportunities

	SCHEME RISK-O-METER	BENCHMARK RISK-O-METER
<p>This product is suitable for investors who are seeking*:</p> <ul style="list-style-type: none"> Short term income generation Income through arbitrage opportunities in the cash and derivatives segments of the equity markets <p>*Investors should consult their financial advisers if in doubt about whether the product is suitable for them</p>	<p>The risk of the scheme is low</p>	<p>The risk of the benchmark i.e. Nifty 50 Arbitrage Index (TRI) is low</p>

Bajaj Finserv Large and Mid Cap Fund

An open ended equity scheme investing in both large cap and mid cap stocks

	SCHEME RISK-O-METER	BENCHMARK RISK-O-METER
<p>This product is suitable for investors who are seeking*:</p> <ul style="list-style-type: none"> Wealth creation over long term Open ended equity scheme investing in both large cap and mid cap stocks <p>*Investors should consult their financial advisers if in doubt about whether the product is suitable for them</p>	<p>The risk of the scheme is very high</p>	<p>The risk of the benchmark i.e. Nifty Large Midcap 250 TRI is very high</p>

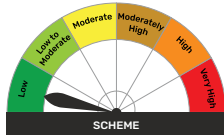
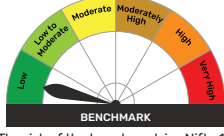
Disclaimer

This document should not be treated as endorsement of the views/opinions or as an investment advice. This document should not be construed as a research report or a recommendation to buy or sell any security. This document alone is not sufficient and should not be used for the development or implementation of an investment strategy. The recipient should note and understand that the information provided above may not contain all the material aspects relevant for making an investment decision. The decision of the Investment Manager may not always be profitable, as such decisions are based on the prevailing market conditions and the understanding of the Investment Manager. Actual market movements may vary from the anticipated trends. Neither Bajaj Finserv Mutual Fund / Bajaj Finserv Mutual Fund Trustee Limited / Bajaj Finserv Asset Management Limited nor its Directors or employees shall be liable for any damages whether direct or indirect, incidental, punitive special or consequential including lost revenue or lost profits that may arise from or in connection with the use of the information. Investors are advised to consult their own investment advisor before making any investment decision in light of their risk appetite, investment goals and horizon. This information is subject to change without any prior notice.

Mutual Fund investments are subject to market risks, read all scheme related documents carefully.

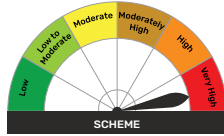
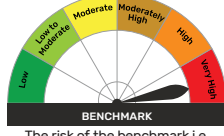
Bajaj Finserv Nifty 1D Rate Liquid ETF - Growth

An open ended Exchange Traded Fund tracking Nifty 1D Rate Index with Relatively Low Interest Rate Risk and Relatively Low Credit Risk

	SCHEME RISK-0-METER	BENCHMARK RISK-0-METER
<p>This product is suitable for investors who are seeking*:</p> <ul style="list-style-type: none"> ● Short term savings solution. ● An open ended Exchange Traded Fund liquid scheme, that aims to provide returns by investing in securities covered by Nifty 1D Rate Index with low risk and a high level of liquidity, subject to tracking error. <p>*Investors should consult their financial advisers if in doubt about whether the product is suitable for them</p>	 <p>SCHEME</p> <p>The risk of the scheme is Low</p>	 <p>BENCHMARK</p> <p>The risk of the benchmark i.e. Nifty 1D Rate Index is low</p>

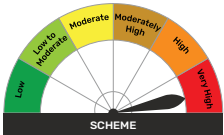
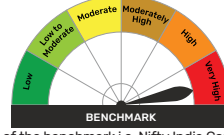
Bajaj Finserv Flexi Cap Fund

An open ended equity scheme investing across large cap, mid cap, small cap stocks.

	SCHEME RISK-0-METER	BENCHMARK RISK-0-METER
<p>This product is suitable for investors who are seeking*:</p> <ul style="list-style-type: none"> ● Wealth creation/capital appreciation over long term ● Investment in equity and equity related instruments across large cap, mid cap and small cap stocks <p>*Investors should consult their financial advisers if in doubt about whether the product is suitable for them</p>	 <p>SCHEME</p> <p>The risk of the scheme is very high</p>	 <p>BENCHMARK</p> <p>The risk of the benchmark i.e. BSE 500 TRI is very high</p>

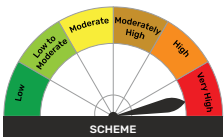
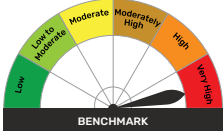
Bajaj Finserv Consumption Fund

An open ended equity scheme following consumption theme

	SCHEME RISK-0-METER	BENCHMARK RISK-0-METER
<p>This product is suitable for investors who are seeking*:</p> <ul style="list-style-type: none"> ● wealth creation over long term ● to invest predominantly in equity and equity related instruments of companies that are likely to benefit directly or indirectly from the domestic consumption led demand. <p>*Investors should consult their financial advisers if in doubt about whether the product is suitable for them</p>	 <p>SCHEME</p> <p>The risk of the scheme is very high</p>	 <p>BENCHMARK</p> <p>The risk of the benchmark i.e. Nifty India Consumption Total Return Index (TRI) is very high</p>

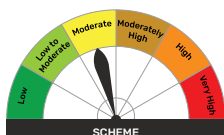
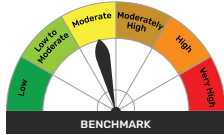
Bajaj Finserv Healthcare Fund

An open ended equity scheme following pharma, healthcare and allied theme

	SCHEME RISK-0-METER	BENCHMARK RISK-0-METER
<p>This product is suitable for investors who are seeking*:</p> <ul style="list-style-type: none"> ● wealth creation over long term ● to invest predominantly in equity and equity related instruments of pharma, healthcare and allied companies. <p>*Investors should consult their financial advisers if in doubt about whether the product is suitable for them</p>	 <p>SCHEME</p> <p>The risk of the scheme is very high</p>	 <p>BENCHMARK</p> <p>The risk of the benchmark i.e. BSE Healthcare Total Return Index (TRI) is very high</p>

Bajaj Finserv Gilt Fund

An open ended debt scheme investing in government securities across maturity with relatively high interest rate risk and relatively low credit risk

	SCHEME RISK-0-METER	BENCHMARK RISK-0-METER
<p>This product is suitable for investors who are seeking*:</p> <ul style="list-style-type: none"> ● credit risk free returns over medium to long term ● investments mainly in government securities of various maturities <p>*Investors should consult their financial advisers if in doubt about whether the product is suitable for them</p>	 <p>SCHEME</p> <p>The risk of the scheme is Moderate</p>	 <p>BENCHMARK</p> <p>The risk of the benchmark i.e. CRISIL Dynamic Gilt Index is Moderate</p>

Disclaimer

This document should not be treated as endorsement of the views/opinions or as an investment advice. This document should not be construed as a research report or a recommendation to buy or sell any security. This document alone is not sufficient and should not be used for the development or implementation of an investment strategy. The recipient should note and understand that the information provided above may not contain all the material aspects relevant for making an investment decision. The decision of the Investment Manager may not always be profitable; as such decisions are based on the prevailing market conditions and the understanding of the Investment Manager. Actual market movements may vary from the anticipated trends. Neither Bajaj Finserv Mutual Fund / Bajaj Finserv Mutual Fund Trustee Limited / Bajaj Finserv Asset Management Limited nor its Directors or employees shall be liable for any damages whether direct or indirect, incidental, punitive special or consequential including lost revenue or lost profits that may arise from or in connection with the use of the information. Investors are advised to consult their own investment advisor before making any investment decision in light of their risk appetite, investment goals and horizon. This information is subject to change without any prior notice.

Mutual Fund investments are subject to market risks, read all scheme related documents carefully.