

Bajaj Finserv Small Cap Fund

An open ended equity scheme predominantly investing in small cap stocks

Data as on 29th May 2026

Portfolio Strategy

The Bajaj Finserv Small Cap Fund is an open ended actively managed equity scheme aims to provide long-term capital appreciation by investing 65-100% of total assets in equity and equity related securities of small cap companies and balance in equity and equity related securities of large and mid cap companies and debt and money market instruments.

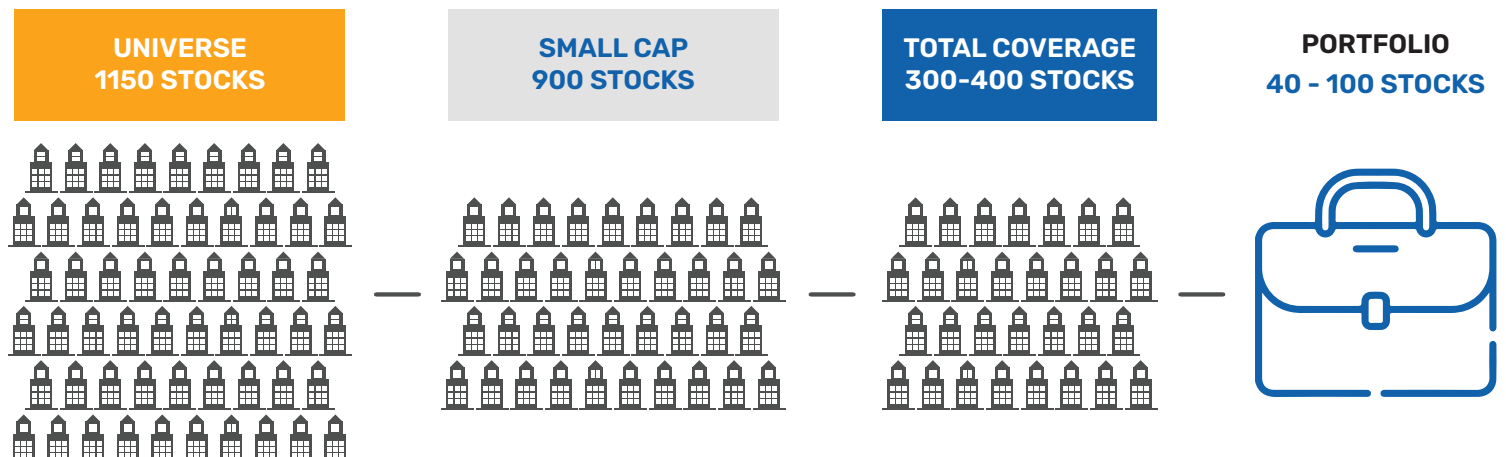
5 PILLARS OF OUR APPROACH

QUALITY	GROWTH	UNDERVALUED OPPORTUNITIES	LEADERSHIP	GOVERNANCE
<ul style="list-style-type: none"> Sound fundamentals Consistent earnings Sustainable competitive advantages 	<ul style="list-style-type: none"> Long-term vision Long growth runway Sustainable business models 	<ul style="list-style-type: none"> Stocks trading below their intrinsic values Strong fundamentals but temporary mispricing Turnaround businesses 	<ul style="list-style-type: none"> Emerging category leaders Dominant in niche segments High market share in micro segments 	<ul style="list-style-type: none"> Transparent practices Aligned promoter interests Run by seasoned managements

Fund Features

- Category:** Small Cap Fund
- Inception Date:** 18th July 2025
- Fund Manager:** Mr. Nimesh Chandan and Mr. Sorbh Gupta (Equity Portion), Mr. Siddharth Chaudhary (Debt Portion)
- Benchmark:** BSE 250 SmallCap TRI
- Minimum Application Amount:** Rs. 500/- and in multiples of Re. 1/
- SIP Frequency:** Daily, Weekly, Fortnightly, Monthly, Quarterly
- *Base Expense Ratio:** Regular- 1.8%
Direct- 0.5%
- *AUM (IN CR):** Month end AUM - INR 1,982.8
*The closing AUM as reported to SEBI & AMFI in the Monthly Cumulative Report (MCR)
- Entry load:** Nil
- Exit load:** Refer page 2

PORTFOLIO CREATION PROCESS

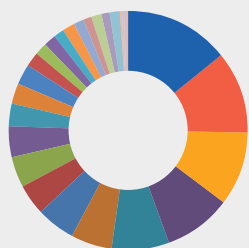


Asset Allocation

Net Equities	98.2%
Reverse Repo / TREPS & Net Current Assets	1.7%
Equity Options	0.1%

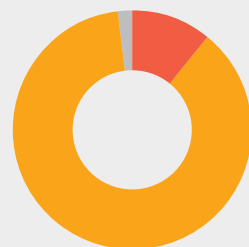


Composition By Industry (%)



Industrial Products	14.0%
Consumer Durables	11.0%
Pharmaceuticals & Biotechnology	10.0%
Auto Components	9.0%
Electrical Equipment	7.7%
Banks	5.6%
Textiles & Apparels	5.1%
Realty	4.2%
Construction	4.0%
Capital Markets	4.0%
Finance	3.0%
Industrial Manufacturing	2.8%
Chemicals & Petrochemicals	2.7%
Retailing	2.0%
Leisure Services	1.7%
Entertainment	1.5%
Power	1.5%
Ferrous Metals	1.5%
Food Products	1.4%
Cement & Cement Products	1.3%
Commercial Services & Supplies	1.3%
Insurance	1.2%
Other Utilities	1.2%
Transport Services	0.4%
Automobiles	0.3%
Diversified Metals	0.3%

Market Cap Allocation



Mid Cap	11.0%
Small Cap	87.2%
Cash & Others	1.8%

Equity Holding

Name (Top 10 Holdings)	(% to NAV)
S.J.S. Enterprises Limited	3.4%
Rubicon Research Limited	3.4%
Timken India Limited	3.3%
Angel One Limited	3.1%
Schaeffler India Limited	3.0%
Welspun Corp Limited	2.9%
The Federal Bank Limited	2.9%
Neuland Laboratories Limited	2.9%
TD Power Systems Limited	2.6%
Schneider Electric Infrastructure Limited	2.2%
Other Equities	68.6%
Total Equities	98.2%

Exit Load

- If units are redeemed / switched out within 6 months from the date of allotment:
 - ▶ Upto 10% of units held: Nil
 - ▶ Remaining 90% of units held: 1% of applicable NAV
- if units are redeemed/switched out after 6 months from the date of allotment: Nil

Stocks

New Entries	Total Exits
Cera Sanitaryware Limited	
Crompton Greaves Consumer Electricals Limited	
The Great Eastern Shipping Company Limited	-
Pondy Oxides & Chemicals Ltd	
Repco Home Finance Limited	

Performance

Bajaj Finserv Small Cap Fund

Value of Investment of Rs.10,000

Period	Fund Returns (%)	Benchmark Returns (%)	Additional Benchmark Returns (%)	Fund (Rs)	Benchmark (Rs)	Additional Benchmark (Rs)
Bajaj Finserv Small Cap Fund - Regular - Growth						
Last 6 Months	8.9%	2.1%	-19.8%	10,443	10,103	9,013
Bajaj Finserv Small Cap Fund - Direct - Growth						
Last 6 Months	10.5%	2.1%	-19.8%	10,522	10,103	9,013

Returns as on 29th May, 2026

Past performance may or may not be sustained in future. Different Plans i.e. Regular Plan and Direct Plan under the scheme have different expense structure. **Benchmark:** BSE 250 SmallCap TRI **Additional Benchmark:** Nifty 50 TRI. **Inception Date:** 18th July 2025

Period for which scheme's performance has been provided is computed basis last day of the previous month preceding the date of this material. Simple annualized returns have been provided as per the extant guidelines since the scheme has completed 6 months but not 1 year. However, such returns may not be representative. Absolute returns for the 6 month period of Bajaj Finserv Small Cap Fund - Regular Plan is 4.43%; Bajaj Finserv Small Cap Fund - Direct Plan is 5.22%.

Face Value per unit: Rs. 10

The Fund Managers of the scheme: Mr. Nimesh Chandan (Equity Portion), Mr. Sorbh Gupta (Equity Portion) and Mr. Siddharth Chaudhary (Debt Portion). For the performance of other schemes managed by the Fund Managers which have completed 1 year or more than 1 year since inception, refer to table below.

Mr. Nimesh Chandan manages equity portion of Bajaj Finserv Banking and Financial Services Fund. He also manages Bajaj Finserv Low Duration Fund.

Mr. Siddharth Chaudhary manages debt portion of Bajaj Finserv Equity Savings Fund and Bajaj Finserv Banking and Financial Services Fund. He also manages Bajaj Finserv Low Duration Fund.

Mr. Sorbh Gupta manages equity portion of Bajaj Finserv Equity Savings Fund and Bajaj Finserv Banking and Financial Services Fund.

However, since these funds have not completed 1 year, the performance is not disclosed.

Other Schemes Managed by Fund Manager

Name of Fund Manager: Mr. Nimesh Chandan, Mr. Sorbh Gupta and Mr. Siddharth Chaudhary

Fund Name	1 Year			3 Year			5 Year		
	Regular	Direct	Benchmark	Regular	Direct	Benchmark	Regular	Direct	Benchmark
Bajaj Finserv Balanced Advantage Fund [^]	-0.4%	1.1%	-1.7%	NA	NA	NA	NA	NA	NA
Bajaj Finserv Large Cap Fund ^{***}	-0.9%	0.6%	-1.9%	NA	NA	NA	NA	NA	NA
Bajaj Finserv ELSS Tax Saver Fund ^l	1.3%	3.1%	-0.1%	NA	NA	NA	NA	NA	NA
Bajaj Finserv Multi Cap Fund ^{III}	4.5%	6.1%	1.4%	NA	NA	NA	NA	NA	NA
Bajaj Finserv Money Market Fund [#]	5.3%	6.0%	5.9%	NA	NA	NA	NA	NA	NA
Bajaj Finserv Banking and PSU Fund ^{SS}	2.6%	3.1%	4.0%	NA	NA	NA	NA	NA	NA
Bajaj Finserv Overnight Fund ^{**}	5.4%	5.4%	5.3%	NA	NA	NA	NA	NA	NA
Bajaj Finserv Liquid Fund ^{***}	6.0%	6.2%	6.2%	NA	NA	NA	NA	NA	NA
Bajaj Finserv Arbitrage Fund [@]	5.3%	6.1%	6.6%	NA	NA	NA	NA	NA	NA
Bajaj Finserv Large and Mid Cap Fund ^{^^}	-0.9%	0.5%	2.8%	NA	NA	NA	NA	NA	NA
Bajaj Finserv Nifty 1D Rate Liquid ETF - Growth ^{SSS}	5.0%	NA	5.3%	NA	NA	NA	NA	NA	NA
Bajaj Finserv Multi Asset Allocation Fund ^{^^^}	11.4%	13.1%	4.0%	NA	NA	NA	NA	NA	NA
Bajaj Finserv Consumption Fund ^{@@@}	-7.4%	-5.9%	-0.3%	NA	NA	NA	NA	NA	NA
Bajaj Finserv Healthcare Fund ^{***}	9.2%	11.0%	10.5%	NA	NA	NA	NA	NA	NA
Bajaj Finserv Gilt Fund ^{ll}	-2.0%	-1.1%	0.7%	NA	NA	NA	NA	NA	NA
Bajaj Finserv Flexi Cap Fund ^S	3.9%	5.2%	-0.1%	NA	NA	NA	NA	NA	NA

Data as on 31st May 2026 for Bajaj Finserv Liquid Fund, Bajaj Finserv Overnight Fund and Bajaj Finserv Nifty 1D Rate Liquid ETF - Growth. Data as on 29th May 2026 for rest of the schemes.

Inception Dates: Bajaj Finserv Balanced Advantage Fund - 15th Dec 2023, Bajaj Finserv Large Cap Fund - 20th Aug 2024, Bajaj Finserv ELSS Tax Saver Fund - 29th Jan 2025, Bajaj Finserv Multi Cap Fund - 27th Feb 2025, Bajaj Finserv Money Market Fund - 24th Jul 2023, Bajaj Finserv Banking and PSU Fund - 13th Nov 2023, Bajaj Finserv Overnight Fund - 5th Jul 2023, Bajaj Finserv Liquid Fund - 5th Jul 2023, Bajaj Finserv Arbitrage Fund - 15th Sep 2023, Bajaj Finserv Large and Mid Cap Fund - 27th Feb 2024, Bajaj Finserv Nifty 1D Rate Liquid ETF - Growth - 28th May 2024, Bajaj Finserv Multi Asset Allocation Fund - 3rd Jun 2024, Bajaj Finserv Consumption Fund - 29th Nov 2024, Bajaj Finserv Healthcare Fund - 27th Dec 2024, Bajaj Finserv Flexi Cap Fund - 14th Aug 2023 and Bajaj Finserv Gilt Fund - 15th Jan 2025.

Disclaimer: Past performance may or may not be sustained in the future. Different plans have different expense structure. Period for which scheme's performance has been provided is computed basis last day of the previous month preceding the date of this material. Returns are compounded annualized.

Benchmark: [#]Nifty Money Market Index A-I, ^{***}Nifty Liquid Index A-I, ^{**}CRISIL Liquid Overnight Index, ^{SS}Nifty Banking & PSU Debt Index A-II, [^]NIFTY 50 Hybrid Composite debt 50:50 Index, ^{^^}Nifty Large Midcap 250 TRI, ^{SSS}Nifty 1D Rate Index, ^{^^^}65% Nifty 50 TRI + 25% Nifty Short Duration Debt Index + 10% Domestic Prices of Gold, ^{***}BSE Healthcare Total Return Index (TRI), ^{@@@}Nifty India Consumption Total Return Index (TRI), ^{ll}BSE 500 Total Return Index (TRI), ^lCRISIL Dynamic Gilt Index, [@]Nifty 50 Arbitrage Index (TRI), ^SBSE 500 TRI, ^{***}Nifty 100 Total Return Index (TRI) and ^{III}NIFTY 500 Multicap 50:25:25 TRI.

Potential Risk Class (PRC) (Maximum risk the scheme can take)

Bajaj Finserv Banking and PSU Fund				
Credit Risk	→	Relatively Low (Class A)	Moderate (Class B)	Relatively High (Class C)
Interest Rate Risk	↓			
Relatively Low (Class I)				
Moderate (Class II)				
Relatively High (Class III)			B-III	

B-III - A Scheme with Relatively High Interest Rate Risk and Moderate Credit Risk.

Bajaj Finserv Money Market Fund				
Credit Risk	→	Relatively Low (Class A)	Moderate (Class B)	Relatively High (Class C)
Interest Rate Risk	↓			
Relatively Low (Class I)			B-I	
Moderate (Class II)				
Relatively High (Class III)				

B-I - A Scheme with Relatively Low Interest Rate Risk and Moderate Credit Risk.

Bajaj Finserv Liquid Fund				
Credit Risk	→	Relatively Low (Class A)	Moderate (Class B)	Relatively High (Class C)
Interest Rate Risk	↓			
Relatively Low (Class I)			B-I	
Moderate (Class II)				
Relatively High (Class III)				

B-I - A Scheme with Relatively Low Interest Rate Risk and Moderate Credit Risk.

Potential Risk Class (PRC) (Maximum risk the scheme can take)

Bajaj Finserv Overnight Fund

Credit Risk →	Relatively Low (Class A)	Moderate (Class B)	Relatively High (Class C)
Interest Rate Risk ↓			
Relatively Low (Class I)	A-I		
Moderate (Class II)			
Relatively High (Class III)			

A-I – A Scheme with Relatively Low Interest Rate Risk and Relatively Low Credit Risk.

Bajaj Finserv Nifty 1D Rate Liquid ETF - Growth

Credit Risk →	Relatively Low (Class A)	Moderate (Class B)	Relatively High (Class C)
Interest Rate Risk ↓			
Relatively Low (Class I)	A-I		
Moderate (Class II)			
Relatively High (Class III)			

A-I – A Scheme with Relatively Low Interest Rate Risk and Relatively Low Credit Risk.

Bajaj Finserv Gilt Fund

Credit Risk →	Relatively Low (Class A)	Moderate (Class B)	Relatively High (Class C)
Interest Rate Risk ↓			
Relatively Low (Class I)			
Moderate (Class II)			
Relatively High (Class III)	A-III		

A-III – A Scheme with Relatively High interest rate risk and Relatively Low credit risk.

PRODUCT LABEL

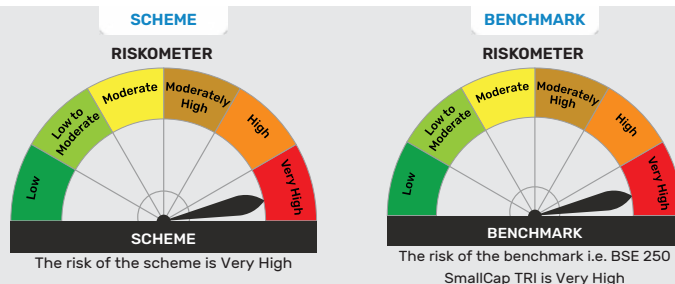
Bajaj Finserv Small Cap Fund

An open ended equity scheme predominantly investing in small cap stocks

This product is suitable for investors who are seeking*:

- wealth creation over long term
- to invest predominantly in equity and equity related instruments of small cap companies.

*Investors should consult their financial advisers if in doubt about whether the product is suitable for them



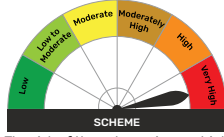
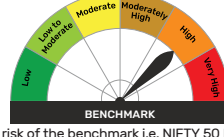
Disclaimer

This document should not be treated as endorsement of the views/opinions or as an investment advice. This document should not be construed as a research report or a recommendation to buy or sell any security. This document alone is not sufficient and should not be used for the development or implementation of an investment strategy. The recipient should note and understand that the information provided above may not contain all the material aspects relevant for making an investment decision. The decision of the Investment Manager may not always be profitable as such decisions are based on the prevailing market conditions and the understanding of the Investment Manager. Actual market movements may vary from the anticipated trends. Neither Bajaj Finserv Mutual Fund / Bajaj Finserv Mutual Fund Trustee Limited / Bajaj Finserv Asset Management Limited nor its Directors or employees shall be liable for any damages whether direct or indirect, incidental, punitive special or consequential including lost revenue or lost profits that may arise from or in connection with the use of the information. Investors are advised to consult their own investment advisor before making any investment decision in light of their risk appetite, investment goals and horizon. This information is subject to change without any prior notice.

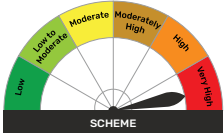
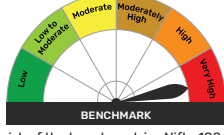
MUTUAL FUND INVESTMENTS ARE SUBJECT TO MARKET RISKS, READ ALL SCHEME RELATED DOCUMENTS CAREFULLY.

Risk-o-meter and Product Label.

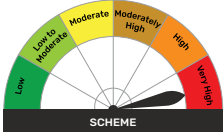
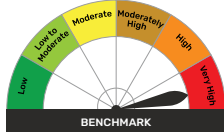
Bajaj Finserv Balanced Advantage Fund An Open Ended Dynamic Asset Allocation Fund

<p>This product is suitable for investors who are seeking*:</p> <ul style="list-style-type: none"> To generate wealth creation over long term Dynamic asset allocation between equity and equity related instruments including derivatives, and fixed income instruments <p>*Investors should consult their financial advisers if in doubt about whether the product is suitable for them</p>	<p>SCHEME RISK-O-METER</p>  <p>SCHEME</p> <p>The risk of the scheme is very high</p>	<p>BENCHMARK RISK-O-METER</p>  <p>BENCHMARK</p> <p>The risk of the benchmark i.e. NIFTY 50 Hybrid Composite debt 50:50 Index is high</p>
---	--	---

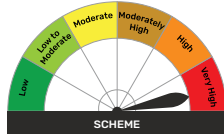
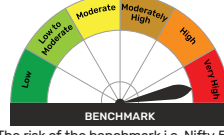
Bajaj Finserv Large Cap Fund An open ended equity scheme predominantly investing in large cap stocks

<p>This product is suitable for investors who are seeking*:</p> <ul style="list-style-type: none"> wealth creation over long term to invest predominantly in equity and equity related instruments of large cap companies <p>*Investors should consult their financial advisers if in doubt about whether the product is suitable for them</p>	<p>SCHEME RISK-O-METER</p>  <p>SCHEME</p> <p>The risk of the scheme is very high</p>	<p>BENCHMARK RISK-O-METER</p>  <p>BENCHMARK</p> <p>The risk of the benchmark i.e. Nifty 100 Total Return Index (TRI) is very high</p>
--	--	--

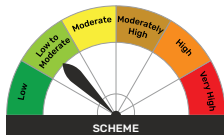
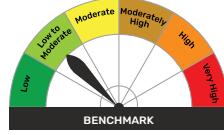
Bajaj Finserv ELSS Tax Saver Fund An open ended equity linked saving scheme with a statutory lock in of 3 years and tax benefit

<p>This product is suitable for investors who are seeking*:</p> <ul style="list-style-type: none"> wealth creation over long term to invest predominantly in equity and equity related instruments with tax benefit under Section 80C of Income Tax Act, 1961 <p>*Investors should consult their financial advisers if in doubt about whether the product is suitable for them</p>	<p>SCHEME RISK-O-METER</p>  <p>SCHEME</p> <p>The risk of the scheme is very high</p>	<p>BENCHMARK RISK-O-METER</p>  <p>BENCHMARK</p> <p>The risk of the benchmark i.e. BSE 500 Total Return Index (TRI) is Very High</p>
--	---	---

Bajaj Finserv Multi Cap Fund An open ended equity scheme investing across large cap, mid cap, small cap stocks

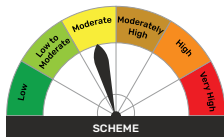
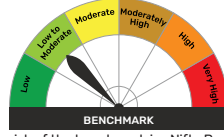
<p>This product is suitable for investors who are seeking*:</p> <ul style="list-style-type: none"> wealth creation over long term to invest predominantly in equity and equity related instruments of large cap, mid cap, small cap companies. <p>*Investors should consult their financial advisers if in doubt about whether the product is suitable for them</p>	<p>SCHEME RISK-O-METER</p>  <p>SCHEME</p> <p>The risk of the scheme is Very High</p>	<p>BENCHMARK RISK-O-METER</p>  <p>BENCHMARK</p> <p>The risk of the benchmark i.e. Nifty 500 Multicap 50:25:25 TRI is Very High</p>
---	--	---

Bajaj Finserv Money Market Fund An open ended debt scheme investing in money market instruments with Relatively Low Interest Rate Risk and Moderate Credit Risk.

<p>This product is suitable for investors who are seeking*:</p> <ul style="list-style-type: none"> Income over short term. Investment in money market instruments that seeks to provide reasonable returns, commensurate with low risk while providing a high level of liquidity <p>*Investors should consult their financial advisers if in doubt about whether the product is suitable for them</p>	<p>SCHEME RISK-O-METER</p>  <p>SCHEME</p> <p>The risk of the scheme is Low to Moderate</p>	<p>BENCHMARK RISK-O-METER</p>  <p>BENCHMARK</p> <p>The risk of the benchmark i.e. NIFTY Money Market Index A-I is Low to Moderate</p>
---	--	--

Bajaj Finserv Banking and PSU Fund

An open ended debt scheme predominantly investing in Debt instruments of banks, Public Sector Undertakings, Public Financial Institutions and Municipal Bonds with relatively high interest rate risk and moderate credit risk.

<p>This product is suitable for investors who are seeking*:</p> <ul style="list-style-type: none"> Income over short to medium term Investment primarily in securities issued by Scheduled Commercial Banks (SCBs), Public Sector undertakings (PSUs), Public Financial Institutions (PFIs), Municipal Corporations and such other bodies <p>*Investors should consult their financial advisers if in doubt about whether the product is suitable for them</p>	<p>SCHEME RISK-O-METER</p>  <p>SCHEME</p> <p>The risk of the scheme is Moderate</p>	<p>BENCHMARK RISK-O-METER</p>  <p>BENCHMARK</p> <p>The risk of the benchmark i.e. Nifty Banking & PSU Debt Index A-II is Low to Moderate</p>
--	---	---

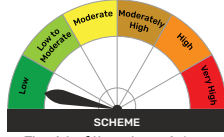
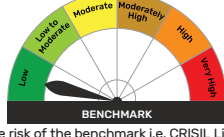
Disclaimer

This document should not be treated as endorsement of the views/opinions or as an investment advice. This document should not be construed as a research report or a recommendation to buy or sell any security. This document alone is not sufficient and should not be used for the development or implementation of an investment strategy. The recipient should note and understand that the information provided above may not contain all the material aspects relevant for making an investment decision. The decision of the Investment Manager may not always be profitable as such decisions are based on the prevailing market conditions and the understanding of the Investment Manager. Actual market movements may vary from the anticipated trends. Neither Bajaj Finserv Mutual Fund / Bajaj Finserv Mutual Fund Trustee Limited / Bajaj Finserv Asset Management Limited nor its Directors or employees shall be liable for any damages whether direct or indirect, incidental, punitive special or consequential including lost revenue or lost profits that may arise from or in connection with the use of the information. Investors are advised to consult their own investment advisor before making any investment decision in light of their risk appetite, investment goals and horizon. This information is subject to change without any prior notice.

Risk-o-meter and Product Label.

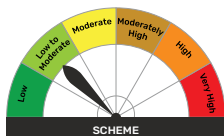
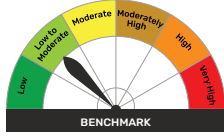
Bajaj Finserv Overnight Fund

An open ended debt scheme investing in overnight securities with Relatively Low Interest Rate Risk and Relatively Low Credit Risk.

	SCHEME RISK-O-METER	BENCHMARK RISK-O-METER
<p>This product is suitable for investors who are seeking*:</p> <ul style="list-style-type: none"> ● Regular income over short term that may be in line with the overnight call rates. ● Investment in money market and debt instruments, with overnight maturity <p>*Investors should consult their financial advisers if in doubt about whether the product is suitable for them</p>	 <p>SCHEME The risk of the scheme is Low</p>	 <p>BENCHMARK The risk of the benchmark i.e. CRISIL Liquid Overnight Index is low</p>

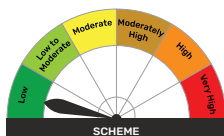
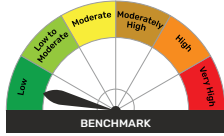
Bajaj Finserv Liquid Fund

An open ended Liquid scheme with Relatively Low Interest Rate Risk and Moderate Credit Risk

	SCHEME RISK-O-METER	BENCHMARK RISK-O-METER
<p>This product is suitable for investors who are seeking*:</p> <ul style="list-style-type: none"> ● Regular income over short term. ● Investment in money market and debt instruments, with maturity up to 91 days <p>*Investors should consult their financial advisers if in doubt about whether the product is suitable for them</p>	 <p>SCHEME The risk of the scheme is Low to Moderate</p>	 <p>BENCHMARK The risk of the benchmark i.e. NIFTY Liquid Index A-I is Low to Moderate</p>

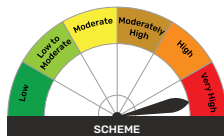
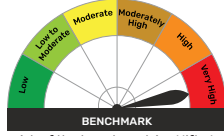
Bajaj Finserv Arbitrage Fund

An open ended scheme investing in arbitrage opportunities

	SCHEME RISK-O-METER	BENCHMARK RISK-O-METER
<p>This product is suitable for investors who are seeking*:</p> <ul style="list-style-type: none"> ● Short term income generation ● income through arbitrage opportunities in the cash and derivatives segments of the equity markets <p>*Investors should consult their financial advisers if in doubt about whether the product is suitable for them</p>	 <p>SCHEME The risk of the scheme is low</p>	 <p>BENCHMARK The risk of the benchmark i.e. Nifty 50 Arbitrage Index (TRI) is low</p>

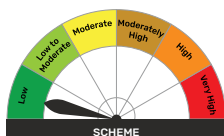
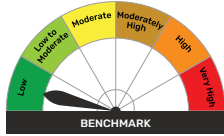
Bajaj Finserv Large and Mid Cap Fund

An open ended equity scheme investing in both large cap and mid cap stocks

	SCHEME RISK-O-METER	BENCHMARK RISK-O-METER
<p>This product is suitable for investors who are seeking*:</p> <ul style="list-style-type: none"> ● Wealth creation over long term ● Open ended equity scheme investing in both large cap and mid cap stocks <p>*Investors should consult their financial advisers if in doubt about whether the product is suitable for them</p>	 <p>SCHEME The risk of the scheme is very high</p>	 <p>BENCHMARK The risk of the benchmark i.e. Nifty Large Midcap 250 TRI is very high</p>

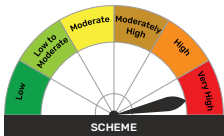
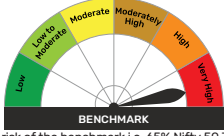
Bajaj Finserv Nifty 1D Rate Liquid ETF - Growth

An open ended Exchange Traded Fund tracking Nifty 1D Rate Index with Relatively Low Interest Rate Risk and Relatively Low Credit Risk

	SCHEME RISK-O-METER	BENCHMARK RISK-O-METER
<p>This product is suitable for investors who are seeking*:</p> <ul style="list-style-type: none"> ● Short term savings solution. ● An open ended Exchange Traded Fund liquid scheme, that aims to provide returns by investing in securities covered by Nifty 1D Rate Index with low risk and a high level of liquidity, subject to tracking error. <p>*Investors should consult their financial advisers if in doubt about whether the product is suitable for them</p>	 <p>SCHEME The risk of the scheme is Low</p>	 <p>BENCHMARK The risk of the benchmark i.e. Nifty 1D Rate Index is low</p>

Bajaj Finserv Multi Asset Allocation Fund

An open ended scheme investing in equity and equity related instruments, debt & debt derivatives and money market instruments, Gold ETFs, Silver ETFs, exchange traded commodity derivatives and in units of REITs and InvITs

	SCHEME RISK-O-METER	BENCHMARK RISK-O-METER
<p>This product is suitable for investors who are seeking*:</p> <ul style="list-style-type: none"> ● Income generation from fixed income instruments ● Wealth creation/Capital appreciation over long term from investments in equity and equity related securities, Gold ETFs, Silver ETFs, exchange traded commodity derivatives (ETCD) and in units of REITs & InvITs <p>*Investors should consult their financial advisers if in doubt about whether the product is suitable for them</p>	 <p>SCHEME The risk of the scheme is very high</p>	 <p>BENCHMARK The risk of the benchmark i.e. 65% Nifty 50 TRI + 25% NIFTY Short Duration Debt Index + 10% Domestic Prices of Gold is very high</p>

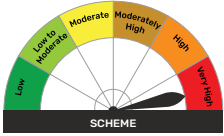
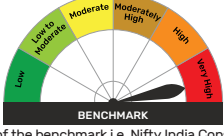
Disclaimer

This document should not be treated as endorsement of the views/opinions or as an investment advice. This document should not be construed as a research report or a recommendation to buy or sell any security. This document alone is not sufficient and should not be used for the development or implementation of an investment strategy. The recipient should note and understand that the information provided above may not contain all the material aspects relevant for making an investment decision. The decision of the Investment Manager may not always be profitable as such decisions are based on the prevailing market conditions and the understanding of the Investment Manager. Actual market movements may vary from the anticipated trends. Neither Bajaj Finserv Mutual Fund / Bajaj Finserv Mutual Fund Trustee Limited / Bajaj Finserv Asset Management Limited nor its Directors or employees shall be liable for any damages whether direct or indirect, incidental, punitive special or consequential including lost revenue or lost profits that may arise from or in connection with the use of the information. Investors are advised to consult their own investment advisor before making any investment decision in light of their risk appetite, investment goals and horizon. This information is subject to change without any prior notice.

Risk-o-meter and Product Label.

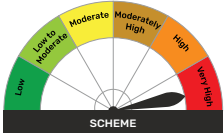
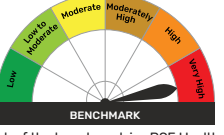
Bajaj Finserv Consumption Fund

An open ended equity scheme following consumption theme

	SCHEME RISK-O-METER	BENCHMARK RISK-O-METER
<p>This product is suitable for investors who are seeking*:</p> <ul style="list-style-type: none"> ● wealth creation over long term ● to invest predominantly in equity and equity related instruments of companies that are likely to benefit directly or indirectly from the domestic consumption led demand. <p>*Investors should consult their financial advisers if in doubt about whether the product is suitable for them</p>	 <p>The risk of the scheme is very high</p>	 <p>The risk of the benchmark i.e. Nifty India Consumption Total Return Index (TRI) is very high</p>

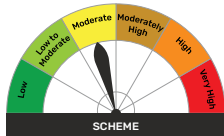
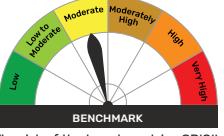
Bajaj Finserv Healthcare Fund

An open ended equity scheme following pharma, healthcare and allied theme

	SCHEME RISK-O-METER	BENCHMARK RISK-O-METER
<p>This product is suitable for investors who are seeking*:</p> <ul style="list-style-type: none"> ● wealth creation over long term ● to invest predominantly in equity and equity related instruments of pharma, healthcare and allied companies. <p>*Investors should consult their financial advisers if in doubt about whether the product is suitable for them</p>	 <p>The risk of the scheme is very high</p>	 <p>The risk of the benchmark i.e. BSE Healthcare Total Return Index (TRI) is very high</p>

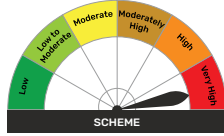
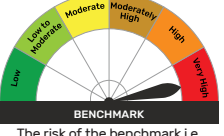
Bajaj Finserv Gilt Fund

An open ended debt scheme investing in government securities across maturity with relatively high interest rate risk and relatively low credit risk

	SCHEME RISK-O-METER	BENCHMARK RISK-O-METER
<p>This product is suitable for investors who are seeking*:</p> <ul style="list-style-type: none"> ● credit risk free returns over medium to long term ● investments mainly in government securities of various maturities <p>*Investors should consult their financial advisers if in doubt about whether the product is suitable for them</p>	 <p>The risk of the scheme is Moderate</p>	 <p>The risk of the benchmark i.e. CRISIL Dynamic Gilt Index is Moderate</p>

Bajaj Finserv Flexi Cap Fund

An open ended equity scheme investing across large cap, mid cap, small cap stocks.

	SCHEME RISK-O-METER	BENCHMARK RISK-O-METER
<p>This product is suitable for investors who are seeking*:</p> <ul style="list-style-type: none"> ● Wealth creation/capital appreciation over long term ● Investment in equity and equity related instruments across large cap, mid cap and small cap stocks <p>*Investors should consult their financial advisers if in doubt about whether the product is suitable for them</p>	 <p>The risk of the scheme is very high</p>	 <p>The risk of the benchmark i.e. BSE 500 TRI is very high</p>

Disclaimer

This document should not be treated as endorsement of the views/opinions or as an investment advice. This document should not be construed as a research report or a recommendation to buy or sell any security. This document alone is not sufficient and should not be used for the development or implementation of an investment strategy. The recipient should note and understand that the information provided above may not contain all the material aspects relevant for making an investment decision. The decision of the Investment Manager may not always be profitable as such decisions are based on the prevailing market conditions and the understanding of the Investment Manager. Actual market movements may vary from the anticipated trends. Neither Bajaj Finserv Mutual Fund / Bajaj Finserv Mutual Fund Trustee Limited / Bajaj Finserv Asset Management Limited nor its Directors or employees shall be liable for any damages whether direct or indirect, incidental, punitive special or consequential including lost revenue or lost profits that may arise from or in connection with the use of the information. Investors are advised to consult their own investment advisor before making any investment decision in light of their risk appetite, investment goals and horizon. This information is subject to change without any prior notice.

MUTUAL FUND INVESTMENTS ARE SUBJECT TO MARKET RISKS, READ ALL SCHEME RELATED DOCUMENTS CAREFULLY.