

Bajaj Finserv Arbitrage Fund

An open ended scheme investing in arbitrage opportunities

Data as on 30th April 2026






Portfolio Strategy

Bajaj Finserv Arbitrage Fund is an optimal mix of hedged equities and high quality fixed income assets. The Fund portfolio endeavours to hold a fully hedged equity position thus providing advantages like short term risk minimizing, profits locking and endurance in volatile markets. Within the debt portion, the fund endeavours to negate the credit and duration risk by investing in short term debt instruments that are highly rated. The allocation to debt instruments would be largely based on the interest rate and demand supply outlook to invest across the short end of the curve. The fund offers added advantages of low volatility and equity taxation. This fund is an investment proposition for risk averse investors seeking for alternatives to park surplus fund with investment horizon of 3 months or more.

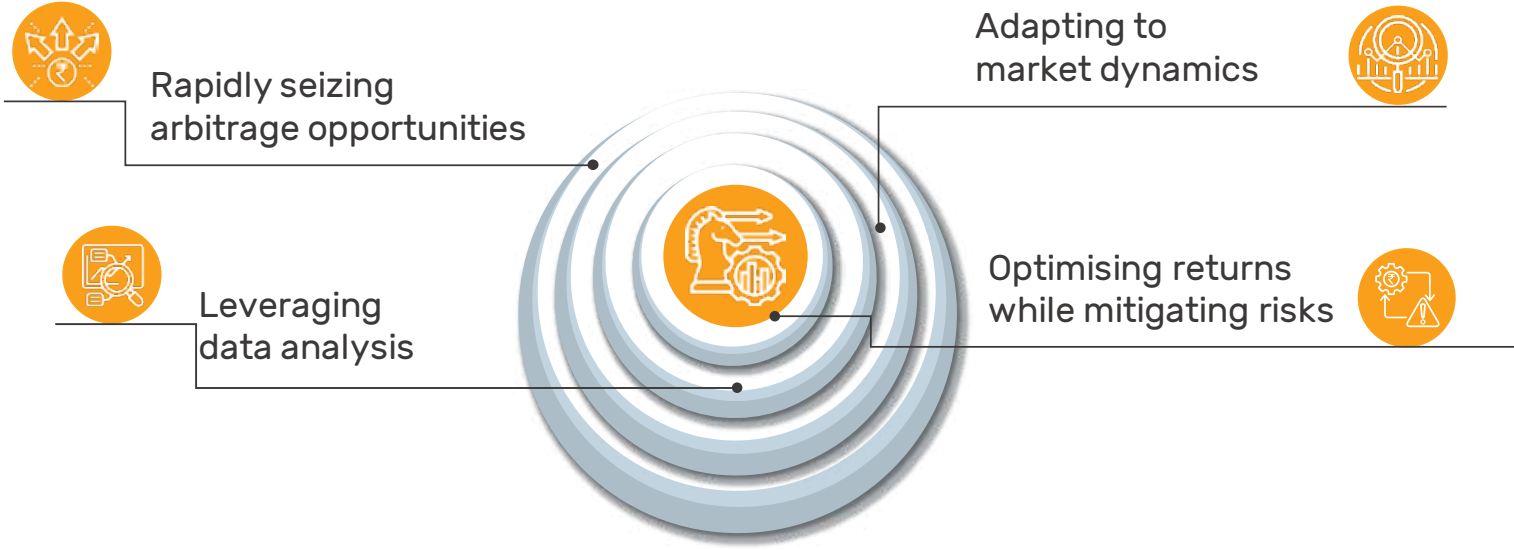
Why invest in Bajaj Finserv Arbitrage Fund?



Fund Features

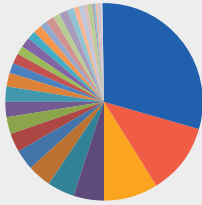
-  **Category:** Arbitrage Fund
-  **Inception Date:** 15th September 2023
-  **Fund Manager:** Mr. Ilesh Savla (Equity portion)
Mr. Siddharth Chaudhary (Debt portion)
-  **Benchmark:** Nifty 50 Arbitrage Index (TRI)
-  **Minimum Investment Amount:** Rs. 500/- and in multiples of Re. 1/-
-  **SIP Frequency:** Daily, Weekly, Fortnightly, Monthly, Quarterly
-  ***Base Expense Ratio:** Regular- 0.89%
Direct- 0.30%
-  ***AUM (IN CR):** Month end AUM - INR 699.38
*The closing AUM as reported to SEBI & AMFI in the Monthly Cumulative Report (MCR)
-  **Entry load:** Nil
-  **Exit load:** Refer page 2

Investment Strategies



*To know about Total Expense Ratio (TER), please visit <https://www.bajajamc.com/downloads?ter=>

Sector Allocation



Banks	20.07%	Cement & Cement Products	0.85%
Finance	8.02%	Healthcare Services	0.84%
Petroleum Products	6.07%	Transport Services	0.84%
Telecom - Services	3.30%	Retailing	0.82%
Ferrous Metals	3.03%	Minerals & Mining	0.80%
Electrical Equipment	2.80%	Leisure Services	0.54%
Automobiles	2.19%	Construction	0.54%
Non - Ferrous Metals	2.12%	Auto Components	0.48%
Consumer Durables	1.90%	Industrial Products	0.46%
Diversified FMCG	1.73%	Personal Products	0.27%
Power	1.64%	Capital Markets	0.25%
Pharmaceuticals & Biotechnology	1.52%	Gas	0.17%
Transport Infrastructure	1.08%	Agricultural Food & other Products	0.16%
IT - Software	1.07%	Fertilizers & Agrochemicals	0.12%
Insurance	1.04%	Food Products	0.10%
Chemicals & Petrochemicals	1.04%	Oil	0.08%
Aerospace & Defense	1.03%	Metals & Minerals Trading	0.06%
Realty	0.93%	Financial Technology (Fintech)	0.06%
		Industrial Manufacturing	0.05%

Portfolio

Name (Top 10 Holdings)	Equity (% to NAV)	Futures (% to NAV)
HDFC Bank Limited	6.70%	-6.70%
Reliance Industries Limited	6.01%	-6.06%
ICICI Bank Limited	3.75%	-3.78%
Steel Authority of India Limited	2.27%	-2.29%
RBL Bank Limited	2.15%	-2.17%
IDFC First Bank Limited	2.03%	-2.05%
Vodafone Idea Limited	2.01%	-2.03%
ITC Limited	1.73%	-1.74%
Mahindra & Mahindra Limited	1.58%	-1.59%
Punjab National Bank	1.55%	-1.55%
Other Equities	38.29%	-38.47%
Total Equities	68.07%	-68.43%
Commercial Paper	2.61%	
Mutual Fund Units	26.92%	
Reverse Repo / TREPS	3.04%	
Grand Total	100.00%	

Exit Load

- 0.25% of applicable NAV if redeemed/switched out within 15 days from the date of allotment.
- Nil if redeemed/switched out after 15 days from the date of allotment.

Quantitative Indicators*

Modified Duration¹
127 Days

Average Maturity²
136 Days

Macaulay duration³
127 Days

Yield to maturity⁴
6.43%

1 Modified duration is a formula that expresses the measurable change in the value of a security in response to a change in interest rates. Modified duration follows the concept that interest rates and bond prices move in opposite directions.

2 Average Maturity is the weighted average of all the residual maturities of the debt securities held in the fund. Average maturity helps to determine the average time to maturity of all the debt securities held in a portfolio and is calculated in days, months or years.

3 The Macaulay duration is the weighted average term to maturity of the cash flows from bonds. In other words, it is the weighted average number of years an investor must maintain a position in the bond until the present value of the bond's cash flows equals the amount paid for the bond.

4 Yield to maturity is the total return anticipated on a bond if the bond is held until it matures. Yield to maturity is considered a long-term bond yield but it is expressed as an annual rate

*For the debt portion of the portfolio.

Performance

Bajaj Finserv Arbitrage Fund

Value of Investment of Rs.10,000

Period	Fund Returns (%)	Benchmark Returns (%)	Additional Benchmark Returns (%)	Fund (Rs)	Benchmark (Rs)	Additional Benchmark (Rs)
Bajaj Finserv Arbitrage Fund - Regular - Growth						
Last 1 Year	5.63%	7.00%	4.62%	10,563	10,700	10,462
Since Inception	6.36%	7.49%	6.49%	11,758	12,088	11,795
Bajaj Finserv Arbitrage Fund - Direct - Growth						
Last 1 Year	6.38%	7.00%	4.62%	10,638	10,700	10,462
Since Inception	7.12%	7.49%	6.49%	11,977	12,088	11,795

Returns as on 30th April, 2026

Past performance may or may not be sustained in future. Different Plans i.e. Regular Plan and Direct Plan under the scheme have different expense structure. **Benchmark:** Nifty 50 Arbitrage Index (TRI) **Additional Benchmark:** CRISIL 1 Year T-Bill Index. **Inception Date:** 15th September 2023

Period for which scheme's performance has been provided is computed basis last day of the previous month preceding the date of this material. Returns greater than 1 year are compounded annualized. Face Value per unit: Rs. 10.

The Fund Managers of the scheme: Mr. Siddharth Chaudhary (Debt Portion) and Mr. Ilesh Savla (Equity Portion). For the performance of other schemes managed by the Fund Managers which have completed 1 year or more than 1 year since inception, refer to table below.

Mr. Siddharth Chaudhary manages debt portion of Bajaj Finserv Small Cap Fund, Bajaj Finserv Equity Savings Fund and Bajaj Finserv Banking and Financial Services Fund. He also manages Bajaj Finserv Low Duration Fund. Mr. Ilesh Savla manages Bajaj Finserv Nifty 50 Index Fund and Bajaj Finserv Nifty Next 50 Index Fund. He also manages arbitrage portion of Bajaj Finserv Equity Savings Fund.

However, since these funds have not completed 1 year, the performance is not disclosed.

Other Schemes Managed by Fund Manager

Name of Fund Manager: Mr. Ilesh Savla and Mr. Siddharth Choudhary

Fund Name	1 Year			3 Year			5 Year		
	Regular	Direct	Benchmark	Regular	Direct	Benchmark	Regular	Direct	Benchmark
Bajaj Finserv Banking and PSU Fund ⁵⁵	3.80%	4.37%	4.85%	NA	NA	NA	NA	NA	NA
Bajaj Finserv Flexi Cap Fund ⁵	8.96%	10.40%	3.64%	NA	NA	NA	NA	NA	NA
Bajaj Finserv Liquid Fund ⁶⁶	6.08%	6.27%	6.19%	NA	NA	NA	NA	NA	NA
Bajaj Finserv Large and Mid Cap Fund ⁶⁷	2.69%	4.15%	6.29%	NA	NA	NA	NA	NA	NA
Bajaj Finserv Overnight Fund ⁶⁸	5.41%	5.46%	5.39%	NA	NA	NA	NA	NA	NA
Bajaj Finserv Balanced Advantage Fund ⁶⁹	2.14%	3.70%	0.63%	NA	NA	NA	NA	NA	NA
Bajaj Finserv Large Cap Fund ⁷⁰	2.85%	4.37%	1.32%	NA	NA	NA	NA	NA	NA
Bajaj Finserv Multi Asset Allocation Fund ⁷¹	13.41%	15.09%	6.41%	NA	NA	NA	NA	NA	NA
Bajaj Finserv Nifty 1D Rate Liquid ETF - Growth ⁵⁵⁵	5.00%	NA	5.39%	NA	NA	NA	NA	NA	NA
Bajaj Finserv Healthcare Fund ⁷²	6.56%	8.35%	6.27%	NA	NA	NA	NA	NA	NA
Bajaj Finserv Consumption Fund ⁷³	-4.90%	-3.34%	1.78%	NA	NA	NA	NA	NA	NA
Bajaj Finserv Money Market Fund ⁷⁴	5.80%	6.49%	6.28%	NA	NA	NA	NA	NA	NA
Bajaj Finserv ELSS Tax Saver Fund ⁷⁵	4.44%	6.28%	3.64%	NA	NA	NA	NA	NA	NA
Bajaj Finserv Gilt Fund ⁷⁶	-1.48%	-0.65%	1.00%	NA	NA	NA	NA	NA	NA
Bajaj Finserv Multi Cap Fund ⁷⁷	5.84%	7.45%	5.95%	NA	NA	NA	NA	NA	NA
Bajaj Finserv Nifty 50 ETF ⁷⁸	-0.33%	NA	-0.28%	NA	NA	NA	NA	NA	NA
Bajaj Finserv Nifty Bank ETF ⁷⁹	0.22%	NA	0.38%	NA	NA	NA	NA	NA	NA

Returns as on 30th April 2026

Inception Dates: Bajaj Finserv Money Market Fund – 24th Jul 2023, Bajaj Finserv Liquid Fund – 5th Jul 2023, Bajaj Finserv Overnight Fund – 5th Jul 2023, Bajaj Finserv Flexi Cap Fund – 14th Aug 2023, Bajaj Finserv Banking and PSU Fund – 13th Nov 2023, Bajaj Finserv Large Cap Fund – 20th Aug 2024, Bajaj Finserv Balanced Advantage Fund – 15th Dec 2023, Bajaj Finserv Large and Mid Cap Fund – 27th Feb 2024, Bajaj Finserv Nifty 1D Rate Liquid ETF - Growth – 28th May 2024, Bajaj Finserv Nifty 50 ETF – 19th Jan 2024, Bajaj Finserv Nifty Bank ETF – 19th Jan 2024, Bajaj Finserv Multi Asset Allocation Fund – 3rd Jun 2024, Bajaj Finserv Healthcare Fund – 27th Dec 2024, Bajaj Finserv Consumption Fund – 29th Nov 2024, Bajaj Finserv ELSS Tax Saver Fund – 29th Jan 2025, Bajaj Finserv Gilt Fund – 15th Jan 2025 and Bajaj Finserv Multi Cap Fund – 27th February 2025.

Disclaimer: Past performance may or may not be sustained in the future. Different plans have different expense structure. Period for which scheme's performance has been provided is computed basis last day of the previous month preceding the date of this material. Returns are compounded annualized.

Benchmark: ⁵Nifty Money Market Index A-I, ⁶⁶Nifty Liquid Index A-I, ⁶⁸CRISIL Liquid Overnight Index, ⁵⁵⁵BSE 500 TRI, ⁵Nifty Banking & PSU Debt Index A-II, ⁶⁷NIFTY 50 Hybrid Composite debt 50:50 Index, ⁶⁹Nifty Large Midcap 250 TRI, ⁵⁵⁵Nifty 1D Rate Index, ⁷³Nifty 50 TRI, ⁷⁸Nifty 100 Total Return Index (TRI), ⁷⁹Nifty Bank TRI, ⁷¹65% Nifty 50 TRI + 25% Nifty Short Duration Debt Index + 10% Domestic Prices of Gold, ⁷²BSE Healthcare Total Return Index (TRI), ⁷³Nifty India Consumption Total Return Index (TRI), ⁷⁴BSE 500 Total Return Index (TRI), ⁷⁶CRISIL Dynamic Gilt Index and ⁷⁷NIFTY 500 Multicap 50:25:25 TRI

Potential Risk Class (PRC) (Maximum risk the scheme can take)

Bajaj Finserv Banking and PSU Fund				
Credit Risk	→	Relatively Low (Class A)	Moderate (Class B)	Relatively High (Class C)
Interest Rate Risk	↓			
Relatively Low (Class I)				
Moderate (Class II)				
Relatively High (Class III)			B-III	
B-III – A Scheme with Relatively High Interest Rate Risk and Moderate Credit Risk.				

Bajaj Finserv Liquid Fund				
Credit Risk	→	Relatively Low (Class A)	Moderate (Class B)	Relatively High (Class C)
Interest Rate Risk	↓			
Relatively Low (Class I)			B-I	
Moderate (Class II)				
Relatively High (Class III)				
B-I – A Scheme with Relatively Low Interest Rate Risk and Moderate Credit Risk.				

Bajaj Finserv Overnight Fund				
Credit Risk	→	Relatively Low (Class A)	Moderate (Class B)	Relatively High (Class C)
Interest Rate Risk	↓			
Relatively Low (Class I)		A-I		
Moderate (Class II)				
Relatively High (Class III)				
A-I – A Scheme with Relatively Low Interest Rate Risk and Relatively Low Credit Risk.				

Potential Risk Class (PRC) (Maximum risk the scheme can take)

Bajaj Finserv Nifty 1D Rate Liquid ETF - Growth				
Credit Risk	→	Relatively Low (Class A)	Moderate (Class B)	Relatively High (Class C)
Interest Rate Risk	↓			
Relatively Low (Class I)		A-I		
Moderate (Class II)				
Relatively High (Class III)				

A-I – A Scheme with Relatively Low Interest Rate Risk and Relatively Low Credit Risk.

Bajaj Finserv Money Market Fund				
Credit Risk	→	Relatively Low (Class A)	Moderate (Class B)	Relatively High (Class C)
Interest Rate Risk	↓			
Relatively Low (Class I)			B-I	
Moderate (Class II)				
Relatively High (Class III)				

B-I – A Scheme with Relatively Low Interest Rate Risk and Moderate Credit Risk.

Bajaj Finserv Gilt Fund				
Credit Risk	→	Relatively Low (Class A)	Moderate (Class B)	Relatively High (Class C)
Interest Rate Risk	↓			
Relatively Low (Class I)				
Moderate (Class II)				
Relatively High (Class III)		A-III		

A-III – A Scheme with Relatively High interest rate risk and Relatively Low credit risk.

Bajaj Finserv Arbitrage Fund

Bajaj Finserv Arbitrage Fund - Regular Plan - Growth					Nifty 50 Arbitrage Index (TRI)		CRISIL 1 Year T-Bill Index	
Period	SIP Start Date	Total Amount Invested(Rs.)	Market Value (Rs.)	Scheme Returns (CAGR%)	Market Value (Rs.)	Returns (CAGR%)	Market Value (Rs.)	Returns (CAGR%)
1-Years SIP	02-May-25	1,20,000	1,23,693	5.80	1,24,446	7.00	1,22,595	4.07
Since Inception SIP	15-Sep-23	3,20,000	3,47,486	6.13	3,53,050	7.34	3,46,129	5.84

Returns as on 30th April, 2026. Past performance may or may not be sustained in future.

The Fund offers flexible and convenient Systematic Investment Plan (SIP) facility. SIP calculations made on Rs. 10,000. SIP Performances is computed considering SIP Investment on 1st business day of every month. "Since Inception SIP" performance are computed considering 1st instalment on allotment date and thereafter on 1st business day of every subsequent month. The performance of the scheme is benchmarked to the Total Return variant of the Index.

PRODUCT LABEL

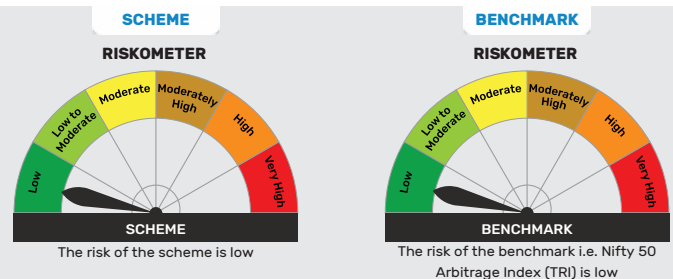
Bajaj Finserv Arbitrage Fund

An open ended scheme investing in arbitrage opportunities

This product is suitable for investors who are seeking*:

- Short term income generation
- income through arbitrage opportunities in the cash and derivatives segments of the equity markets

*Investors should consult their financial advisers if in doubt about whether the product is suitable for them



Disclaimer

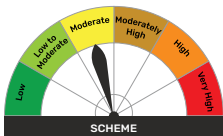
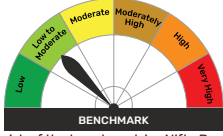
This document should not be treated as endorsement of the views/opinions or as an investment advice. This document should not be construed as a research report or a recommendation to buy or sell any security. This document alone is not sufficient and should not be used for the development or implementation of an investment strategy. The recipient should note and understand that the information provided above may not contain all the material aspects relevant for making an investment decision. The decision of the Investment Manager may not always be profitable as such decisions are based on the prevailing market conditions and the understanding of the Investment Manager. Actual market movements may vary from the anticipated trends. Neither Bajaj Finserv Mutual Fund / Bajaj Finserv Mutual Fund Trustee Limited / Bajaj Finserv Asset Management Limited nor its Directors or employees shall be liable for any damages whether direct or indirect, incidental, punitive special or consequential including lost revenue or lost profits that may arise from or in connection with the use of the information. Investors are advised to consult their own investment advisor before making any investment decision in light of their risk appetite, investment goals and horizon. This information is subject to change without any prior notice.

MUTUAL FUND INVESTMENTS ARE SUBJECT TO MARKET RISKS, READ ALL SCHEME RELATED DOCUMENTS CAREFULLY.

Risk-o-meter and Product Label.

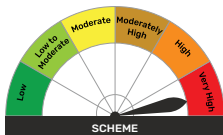
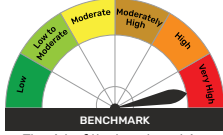
Bajaj Finserv Banking and PSU Fund

An open ended debt scheme predominantly investing in Debt instruments of banks, Public Sector Undertakings, Public Financial Institutions and Municipal Bonds with relatively high interest rate risk and moderate credit risk.

	SCHEME RISK-O-METER	BENCHMARK RISK-O-METER
<p>This product is suitable for investors who are seeking*:</p> <ul style="list-style-type: none"> Income over short to medium term Investment primarily in securities issued by Scheduled Commercial Banks (SCBs), Public Sector undertakings (PSUs), Public Financial Institutions (PFIs), Municipal Corporations and such other bodies <p>*Investors should consult their financial advisers if in doubt about whether the product is suitable for them</p>	 <p>The risk of the scheme is Moderate</p>	 <p>The risk of the benchmark i.e. Nifty Banking & PSU Debt Index A-II is Low to Moderate</p>

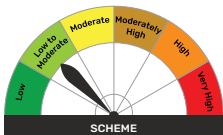
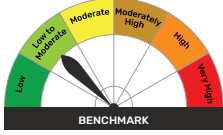
Bajaj Finserv Flexi Cap Fund

An open ended equity scheme investing across large cap, mid cap, small cap stocks.

	SCHEME RISK-O-METER	BENCHMARK RISK-O-METER
<p>This product is suitable for investors who are seeking*:</p> <ul style="list-style-type: none"> Wealth creation/capital appreciation over long term Investment in equity and equity related instruments across large cap, mid cap and small cap stocks <p>*Investors should consult their financial advisers if in doubt about whether the product is suitable for them</p>	 <p>The risk of the scheme is very high</p>	 <p>The risk of the benchmark i.e. BSE 500 TRI is very high</p>

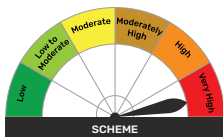
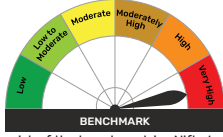
Bajaj Finserv Liquid Fund

An open ended Liquid scheme with Relatively Low Interest Rate Risk and Moderate Credit Risk

	SCHEME RISK-O-METER	BENCHMARK RISK-O-METER
<p>This product is suitable for investors who are seeking*:</p> <ul style="list-style-type: none"> Regular income over short term. Investment in money market and debt instruments, with maturity up to 91 days <p>*Investors should consult their financial advisers if in doubt about whether the product is suitable for them</p>	 <p>The risk of the scheme is Low to Moderate</p>	 <p>The risk of the benchmark i.e. NIFTY Liquid Index A-I is Low to Moderate</p>

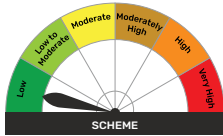
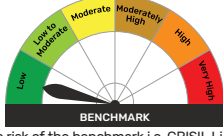
Bajaj Finserv Large and Mid Cap Fund

An open ended equity scheme investing in both large cap and mid cap stocks

	SCHEME RISK-O-METER	BENCHMARK RISK-O-METER
<p>This product is suitable for investors who are seeking*:</p> <ul style="list-style-type: none"> Wealth creation over long term Open ended equity scheme investing in both large cap and mid cap stocks <p>*Investors should consult their financial advisers if in doubt about whether the product is suitable for them</p>	 <p>The risk of the scheme is very high</p>	 <p>The risk of the benchmark i.e. Nifty Large Midcap 250 TRI is very high</p>

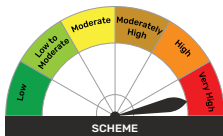
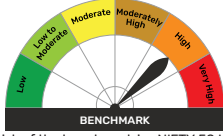
Bajaj Finserv Overnight Fund

An open ended debt scheme investing in overnight securities with Relatively Low Interest Rate Risk and Relatively Low Credit Risk.

	SCHEME RISK-O-METER	BENCHMARK RISK-O-METER
<p>This product is suitable for investors who are seeking*:</p> <ul style="list-style-type: none"> Regular income over short term that may be in line with the overnight call rates. Investment in money market and debt instruments, with overnight maturity <p>*Investors should consult their financial advisers if in doubt about whether the product is suitable for them</p>	 <p>The risk of the scheme is Low</p>	 <p>The risk of the benchmark i.e. CRISIL Liquid Overnight Index is low</p>

Bajaj Finserv Balanced Advantage Fund

An Open Ended Dynamic Asset Allocation Fund

	SCHEME RISK-O-METER	BENCHMARK RISK-O-METER
<p>This product is suitable for investors who are seeking*:</p> <ul style="list-style-type: none"> To generate wealth creation over long term Dynamic asset allocation between equity and equity related instruments including derivatives, and fixed income instruments <p>*Investors should consult their financial advisers if in doubt about whether the product is suitable for them</p>	 <p>The risk of the scheme is very high</p>	 <p>The risk of the benchmark i.e. NIFTY 50 Hybrid Composite debt 50:50 Index is high</p>

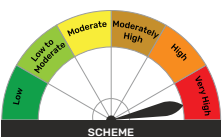
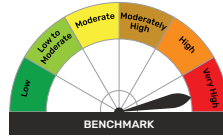
Disclaimer

This document should not be treated as endorsement of the views/opinions or as an investment advice. This document should not be construed as a research report or a recommendation to buy or sell any security. This document alone is not sufficient and should not be used for the development or implementation of an investment strategy. The recipient should note and understand that the information provided above may not contain all the material aspects relevant for making an investment decision. The decision of the Investment Manager may not always be profitable as such decisions are based on the prevailing market conditions and the understanding of the Investment Manager. Actual market movements may vary from the anticipated trends. Neither Bajaj Finserv Mutual Fund / Bajaj Finserv Mutual Fund Trustee Limited / Bajaj Finserv Asset Management Limited nor its Directors or employees shall be liable for any damages whether direct or indirect, incidental, punitive special or consequential including lost revenue or lost profits that may arise from or in connection with the use of the information. Investors are advised to consult their own investment advisor before making any investment decision in light of their risk appetite, investment goals and horizon. This information is subject to change without any prior notice.

Risk-o-meter and Product Label.

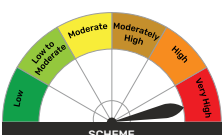
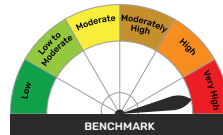
Bajaj Finserv Large Cap Fund

An open ended equity scheme predominantly investing in large cap stocks

	SCHEME RISK-O-METER	BENCHMARK RISK-O-METER
<p>This product is suitable for investors who are seeking*:</p> <ul style="list-style-type: none"> ● wealth creation over long term ● to invest predominantly in equity and equity related instruments of large cap companies <p>*Investors should consult their financial advisers if in doubt about whether the product is suitable for them</p>	 <p>SCHEME</p> <p>The risk of the scheme is very high</p>	 <p>BENCHMARK</p> <p>The risk of the benchmark i.e. Nifty 100 Total Return Index (TRI) is very high</p>

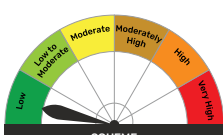
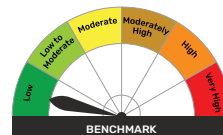
Bajaj Finserv Multi Asset Allocation Fund

An open ended scheme investing in equity and equity related instruments, debt & debt derivatives and money market instruments, Gold ETFs, Silver ETFs, exchange traded commodity derivatives and in units of REITs and InvITs

	SCHEME RISK-O-METER	BENCHMARK RISK-O-METER
<p>This product is suitable for investors who are seeking*:</p> <ul style="list-style-type: none"> ● Income generation from fixed income instruments ● Wealth creation/Capital appreciation over long term from investments in equity and equity related securities, Gold ETFs, Silver ETFs, exchange traded commodity derivatives (ETCD) and in units of REITs & InvITs <p>*Investors should consult their financial advisers if in doubt about whether the product is suitable for them</p>	 <p>SCHEME</p> <p>The risk of the scheme is very high</p>	 <p>BENCHMARK</p> <p>The risk of the benchmark i.e. 65% Nifty 50 TRI + 25% NIFTY Short Duration Debt Index + 10% Domestic Prices of Gold is very high</p>


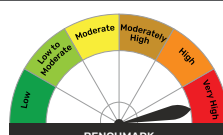
Bajaj Finserv Nifty 1D Rate Liquid ETF - Growth

An open ended Exchange Traded Fund tracking Nifty 1D Rate Index with Relatively Low Interest Rate Risk and Relatively Low Credit Risk

	SCHEME RISK-O-METER	BENCHMARK RISK-O-METER
<p>This product is suitable for investors who are seeking*:</p> <ul style="list-style-type: none"> ● Short term savings solution. ● An open ended Exchange Traded Fund liquid scheme, that aims to provide returns by investing in securities covered by Nifty 1D Rate Index with low risk and a high level of liquidity, subject to tracking error. <p>*Investors should consult their financial advisers if in doubt about whether the product is suitable for them</p>	 <p>SCHEME</p> <p>The risk of the scheme is Low</p>	 <p>BENCHMARK</p> <p>The risk of the benchmark i.e. Nifty 1D Rate Index is low</p>

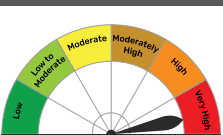
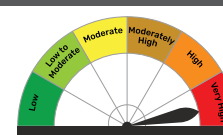
Bajaj Finserv Healthcare Fund

An open ended equity scheme following pharma, healthcare and allied theme

	SCHEME RISK-O-METER	BENCHMARK RISK-O-METER
<p>This product is suitable for investors who are seeking*:</p> <ul style="list-style-type: none"> ● wealth creation over long term ● to invest predominantly in equity and equity related instruments of pharma, healthcare and allied companies. <p>*Investors should consult their financial advisers if in doubt about whether the product is suitable for them</p>	 <p>SCHEME</p> <p>The risk of the scheme is very high</p>	 <p>BENCHMARK</p> <p>The risk of the benchmark i.e. BSE Healthcare Total Return Index (TRI) is very high</p>


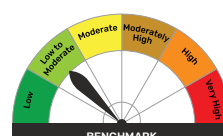
Bajaj Finserv Consumption Fund

An open ended equity scheme following consumption theme

	SCHEME RISK-O-METER	BENCHMARK RISK-O-METER
<p>This product is suitable for investors who are seeking*:</p> <ul style="list-style-type: none"> ● wealth creation over long term ● to invest predominantly in equity and equity related instruments of companies that are likely to benefit directly or indirectly from the domestic consumption led demand. <p>*Investors should consult their financial advisers if in doubt about whether the product is suitable for them</p>	 <p>SCHEME</p> <p>The risk of the scheme is very high</p>	 <p>BENCHMARK</p> <p>The risk of the benchmark i.e. Nifty India Consumption Total Return Index (TRI) is very high</p>

Bajaj Finserv Money Market Fund

An open ended debt scheme investing in money market instruments with Relatively Low Interest Rate Risk and Moderate Credit Risk.

	SCHEME RISK-O-METER	BENCHMARK RISK-O-METER
<p>This product is suitable for investors who are seeking*:</p> <ul style="list-style-type: none"> ● Income over short term. ● Investment in money market instruments that seeks to provide reasonable returns, commensurate with low risk while providing a high level of liquidity <p>*Investors should consult their financial advisers if in doubt about whether the product is suitable for them</p>	 <p>SCHEME</p> <p>The risk of the scheme is Low to Moderate</p>	 <p>BENCHMARK</p> <p>The risk of the benchmark i.e. NIFTY Money Market Index A-I is Low to Moderate</p>

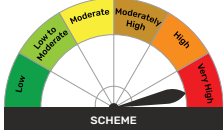
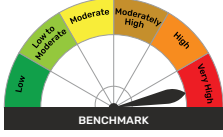
Disclaimer

This document should not be treated as endorsement of the views/opinions or as an investment advice. This document should not be construed as a research report or a recommendation to buy or sell any security. This document alone is not sufficient and should not be used for the development or implementation of an investment strategy. The recipient should note and understand that the information provided above may not contain all the material aspects relevant for making an investment decision. The decision of the Investment Manager may not always be profitable as such decisions are based on the prevailing market conditions and the understanding of the Investment Manager. Actual market movements may vary from the anticipated trends. Neither Bajaj Finserv Mutual Fund / Bajaj Finserv Mutual Fund Trustee Limited / Bajaj Finserv Asset Management Limited nor its Directors or employees shall be liable for any damages whether direct or indirect, incidental, punitive special or consequential including lost revenue or lost profits that may arise from or in connection with the use of the information. Investors are advised to consult their own investment advisor before making any investment decision in light of their risk appetite, investment goals and horizon. This information is subject to change without any prior notice.

Risk-o-meter and Product Label.

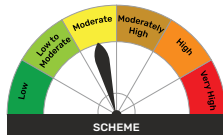
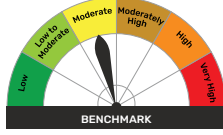
Bajaj Finserv ELSS Tax Saver Fund

An open ended equity linked saving scheme with a statutory lock in of 3 years and tax benefit

	SCHEME RISK-O-METER	BENCHMARK RISK-O-METER
<p>This product is suitable for investors who are seeking*:</p> <ul style="list-style-type: none"> ● wealth creation over long term ● to invest predominantly in equity and equity related instruments with tax benefit under Section 80C of Income Tax Act, 1961 <p>*Investors should consult their financial advisers if in doubt about whether the product is suitable for them</p>	 <p>The risk of the scheme is very high</p>	 <p>The risk of the benchmark i.e. BSE 500 Total Return Index (TRI) is Very High</p>

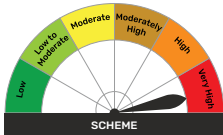
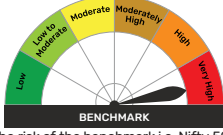
Bajaj Finserv Gilt Fund

An open ended debt scheme investing in government securities across maturity with relatively high interest rate risk and relatively low credit risk

	SCHEME RISK-O-METER	BENCHMARK RISK-O-METER
<p>This product is suitable for investors who are seeking*:</p> <ul style="list-style-type: none"> ● credit risk free returns over medium to long term ● investments mainly in government securities of various maturities <p>*Investors should consult their financial advisers if in doubt about whether the product is suitable for them</p>	 <p>The risk of the scheme is Moderate</p>	 <p>The risk of the benchmark i.e. CRISIL Dynamic Gilt Index is Moderate</p>

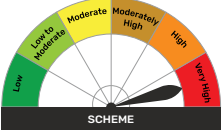
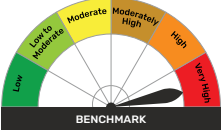
Bajaj Finserv Multi Cap Fund

An open ended equity scheme investing across large cap, mid cap, small cap stocks

	SCHEME RISK-O-METER	BENCHMARK RISK-O-METER
<p>This product is suitable for investors who are seeking*:</p> <ul style="list-style-type: none"> ● wealth creation over long term ● to invest predominantly in equity and equity related instruments of large cap, mid cap, small cap companies. <p>*Investors should consult their financial advisers if in doubt about whether the product is suitable for them</p>	 <p>The risk of the scheme is Very High</p>	 <p>The risk of the benchmark i.e. Nifty 500 Multicap 50:25:25 TRI is Very High</p>

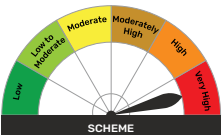
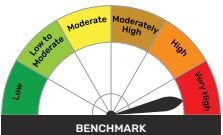
Bajaj Finserv Nifty 50 ETF

An open ended exchange traded fund tracking NIFTY 50 Index

	SCHEME RISK-O-METER	BENCHMARK RISK-O-METER
<p>This product is suitable for investors who are seeking*:</p> <ul style="list-style-type: none"> ● Wealth creation over long term ● An exchange traded fund that seeks to provide returns that correspond to the returns provided by Nifty 50 Index, subject to tracking error <p>*Investors should consult their financial advisers if in doubt about whether the product is suitable for them</p>	 <p>The risk of the scheme is Very High</p>	 <p>The risk of the benchmark i.e. Nifty 50 TRI is very high</p>

Bajaj Finserv Nifty Bank ETF

An open ended exchange traded fund tracking Nifty Bank Index

	SCHEME RISK-O-METER	BENCHMARK RISK-O-METER
<p>This product is suitable for investors who are seeking*:</p> <ul style="list-style-type: none"> ● Wealth creation over long term ● An exchange traded fund that seeks to provide returns that correspond to the returns provided by Nifty Bank Index, subject to tracking error <p>*Investors should consult their financial advisers if in doubt about whether the product is suitable for them</p>	 <p>The risk of the scheme is Very High</p>	 <p>The risk of the benchmark i.e. Nifty Bank TRI is very high</p>

Disclaimer

This document should not be treated as endorsement of the views/opinions or as an investment advice. This document should not be construed as a research report or a recommendation to buy or sell any security. This document alone is not sufficient and should not be used for the development or implementation of an investment strategy. The recipient should note and understand that the information provided above may not contain all the material aspects relevant for making an investment decision. The decision of the Investment Manager may not always be profitable as such decisions are based on the prevailing market conditions and the understanding of the Investment Manager. Actual market movements may vary from the anticipated trends. Neither Bajaj Finserv Mutual Fund / Bajaj Finserv Mutual Fund Trustee Limited / Bajaj Finserv Asset Management Limited nor its Directors or employees shall be liable for any damages whether direct or indirect, incidental, punitive special or consequential including lost revenue or lost profits that may arise from or in connection with the use of the information. Investors are advised to consult their own investment advisor before making any investment decision in light of their risk appetite, investment goals and horizon. This information is subject to change without any prior notice.

MUTUAL FUND INVESTMENTS ARE SUBJECT TO MARKET RISKS, READ ALL SCHEME RELATED DOCUMENTS CAREFULLY.