

Bajaj Finserv Liquid Fund

An open ended Liquid scheme with Relatively Low Interest Rate Risk and Moderate Credit Risk.

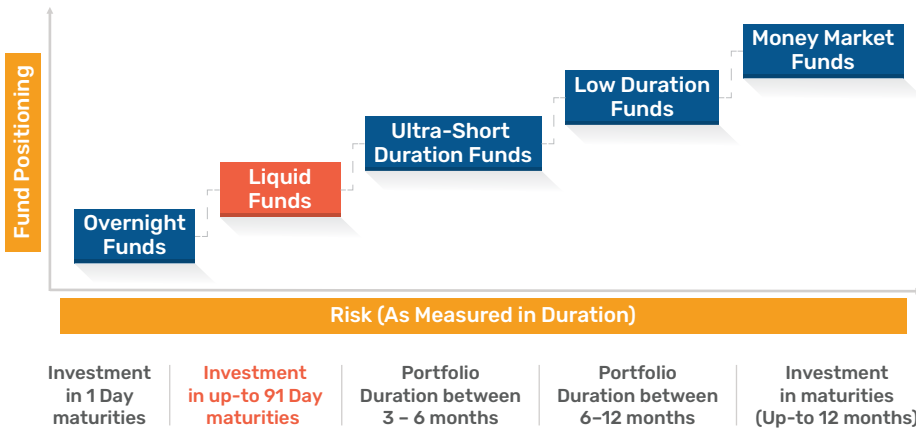
Data as on 30th April 2026

Portfolio Strategy

The fund endeavours to invest in high-rated securities for investment. Within this context, its strategic inclination lies to generate returns by tactically adjusting fund maturities within the range of 1 day to 91 days by acting on the interest rate and liquidity outlook. The fund's credit allocation approach emphasizes a strong preference for AAA-rated long-term equivalents. There may be limited allocation in AA equivalents. In such allocation, it would be restricted to high-quality issuers where there long-term rating is backed by holistic view of their cash flows, promoter quality, business with fund raising capabilities among others factors

Our prevailing market perspective is that RBI will maintain interest rates at a standstill, choosing to observe the Fed's monetary policy cycle and the potential impact of the monsoon season before undertaking any further adjustments. As a result, short-term interest rates are expected to remain within a confined range. Investors with a 1-3 month investment horizon seeking a high-quality issuer portfolio can consider this fund.

Fund Positioning



Fund Features

- Category:** Liquid Fund
- Inception Date:** 5th July 2023
- Fund Manager:** Mr. Siddharth Chaudhary (Head - Fixed Income) & Mr. Nimesh Chandan (Chief Investment Officer)
- Benchmark:** NIFTY Liquid Index A-I
- Minimum Investment Amount:** INR 100/- and multiples of INR 1
- SIP Frequency:** Daily, Weekly, Fortnightly, Monthly, Quarterly
- *Base Expense Ratio:** Regular- 0.24%
Direct- 0.07%
- *AUM (IN CR):** Month end AUM - INR 5,514.80
*The closing AUM as reported to SEBI & AMFI in the Monthly Cumulative Report (MCR)
- Entry load:** Nil
- Exit load:** Refer page 2

Risk Management Framework (RMF) Of Bajaj Finserv Mutual Fund

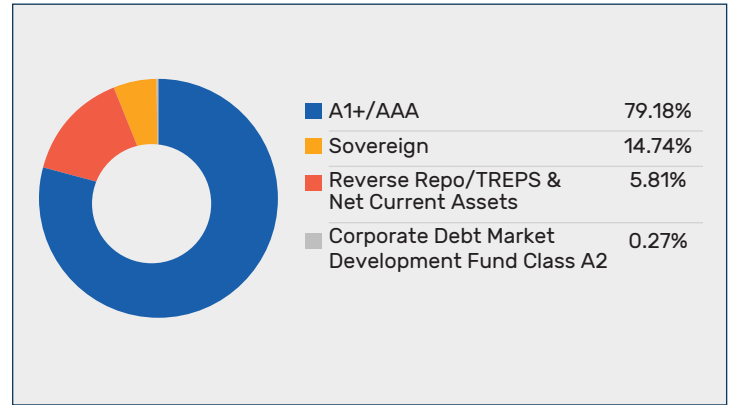


Exit Load

Units redeemed/switched-out within "X" days from the date of allotment	Exit load as a % of redemption proceeds
Day 1	0.0070%
Day 2	0.0065%
Day 3	0.0060%
Day 4	0.0055%
Day 5	0.0050%
Day 6	0.0045%
Day 7 onwards	Nil

Note 1: For the purpose of levying exit load, if subscription (application & funds) is received within cut-off time on a day, Day 1 shall be considered to be the same day, else the day after the date of allotment of units shall be considered as Day 1.

Asset Quality



Potential Risk Class (PRC) (Maximum risk the scheme can take)

Credit Risk →	Relatively Low (Class A)	Moderate (Class B)	Relatively High (Class C)
Interest Rate Risk ↓			
Relatively Low (Class I)		B-I	
Moderate (Class II)			
Relatively High (Class III)			

B-I – A Scheme with Relatively Low Interest Rate Risk and Moderate Credit Risk

Quantitative Indicators

Modified Duration¹
34 Days

Average Maturity²
36 Days

Macaulay duration³
36 Days

Yield to maturity⁴
6.07%

- 1 Modified duration is a formula that expresses the measurable change in the value of a security in response to a change in interest rates. Modified duration follows the concept that interest rates and bond prices move in opposite directions.
- 2 Average Maturity is the weighted average of all the residual maturities of the debt securities held in the fund. Average maturity helps to determine the average time to maturity of all the debt securities held in a portfolio and is calculated in days, months or years.
- 3 The Macaulay duration is the weighted average term to maturity of the cash flows from bonds. In other words, it is the weighted average number of years an investor must maintain a position in the bond until the present value of the bond's cash flows equals the amount paid for the bond.
- 4 Yield to maturity is the total return anticipated on a bond if the bond is held until it matures. Yield to maturity is considered a long-term bond yield but it is expressed as an annual rate

Bajaj Finserv Liquid Fund

Value of Investment of Rs.10,000

Period	Fund Returns (%)	Benchmark Returns (%)	Additional Benchmark Returns (%)	Fund (Rs)	Benchmark (Rs)	Additional Benchmark (Rs)
Bajaj Finserv Liquid Fund - Regular - Growth						
Last 7 days	3.87%	3.42%	-0.12%	10,007	10,007	10,000
Last 15 days	4.44%	4.47%	1.79%	10,018	10,018	10,007
Last 30 days	7.62%	7.70%	3.90%	10,063	10,063	10,032
Last 1 Year	6.08%	6.19%	4.62%	10,608	10,619	10,462
Since inception	6.80%	6.93%	6.44%	12,041	12,080	11,925
Bajaj Finserv Liquid Fund - Direct - Growth						
Last 7 days	4.07%	3.42%	-0.12%	10,008	10,007	10,000
Last 15 days	4.64%	4.47%	1.79%	10,019	10,018	10,007
Last 30 days	7.82%	7.70%	3.90%	10,064	10,063	10,032
Last 1 Year	6.27%	6.19%	4.62%	10,627	10,619	10,462
Since inception	6.99%	6.93%	6.44%	12,100	12,080	11,925

Returns as on 30th April, 2026

Past performance may or may not be sustained in future. Different Plans i.e. Regular Plan and Direct Plan under the scheme have different expense structure. **Benchmark:** NIFTY Liquid Index A-I **Additional Benchmark:** CRISIL 1 Year T-Bill Index. **Inception Date:** 05th July 2023

Returns less than 1 year period are simple annualized and greater than 1 year are compounded annualized. Period for which scheme's performance has been provided is computed basis last day of the previous month preceding the date of this material. Face Value per unit: Rs. 1000.

The Fund Managers of the scheme: Mr. Siddharth Chaudhary & Mr. Nimesh Chandan. For the performance of other schemes managed by the Fund Managers which have completed 1 year or more than 1 year since inception, refer to table below.

Mr. Nimesh Chandan manages equity portion of Bajaj Finserv Small Cap Fund and Bajaj Finserv Banking and Financial Services Fund. He also manages Bajaj Finserv Low Duration Fund.

Mr. Siddharth Chaudhary manages debt portion of Bajaj Finserv Small Cap Fund, Bajaj Finserv Equity Savings Fund and Bajaj Finserv Banking and Financial Services Fund. He also manages Bajaj Finserv Low Duration Fund.

However, since these funds have not completed 1 year, the performance is not disclosed.

Other Schemes Managed by Fund Manager

Name of Fund Manager: Mr. Siddharth Choudhary and Mr. Nimesh Chandan

Fund Name	1 Year			3 Year			5 Year		
	Regular	Direct	Benchmark	Regular	Direct	Benchmark	Regular	Direct	Benchmark
Bajaj Finserv Gilt Fund ^l	-1.48%	-0.65%	1.00%	NA	NA	NA	NA	NA	NA
Bajaj Finserv Arbitrage Fund ^o	5.63%	6.38%	7.00%	NA	NA	NA	NA	NA	NA
Bajaj Finserv Money Market Fund ^o	5.80%	6.49%	6.28%	NA	NA	NA	NA	NA	NA
Bajaj Finserv Multi Asset Allocation Fund ^{***}	13.41%	15.09%	6.41%	NA	NA	NA	NA	NA	NA
Bajaj Finserv Balanced Advantage Fund [^]	2.14%	3.70%	0.63%	NA	NA	NA	NA	NA	NA
Bajaj Finserv Large and Mid Cap Fund ^{^^}	2.69%	4.15%	6.29%	NA	NA	NA	NA	NA	NA
Bajaj Finserv Overnight Fund ^{**}	5.41%	5.46%	5.39%	NA	NA	NA	NA	NA	NA
Bajaj Finserv Nifty 1D Rate Liquid ETF - Growth ^{sss}	5.00%	NA	5.39%	NA	NA	NA	NA	NA	NA
Bajaj Finserv Flexi Cap Fund ^o	8.96%	10.40%	3.64%	NA	NA	NA	NA	NA	NA
Bajaj Finserv Healthcare Fund ^{***}	6.56%	8.35%	6.27%	NA	NA	NA	NA	NA	NA
Bajaj Finserv Consumption Fund ^{o@o}	-4.90%	-3.34%	1.78%	NA	NA	NA	NA	NA	NA
Bajaj Finserv ELSS Tax Saver Fund ^l	4.44%	6.28%	3.64%	NA	NA	NA	NA	NA	NA
Bajaj Finserv Banking and PSU Fund ^{ss}	3.80%	4.37%	4.85%	NA	NA	NA	NA	NA	NA
Bajaj Finserv Large Cap Fund ^{***}	2.85%	4.37%	1.32%	NA	NA	NA	NA	NA	NA
Bajaj Finserv Multi Cap Fund ^{lll}	5.84%	7.45%	5.95%	NA	NA	NA	NA	NA	NA

Returns as on 30th April 2026

Inception Dates: Bajaj Finserv Money Market Fund - 24th Jul 2023, Bajaj Finserv Flexi Cap Fund - 14th Aug 2023, Bajaj Finserv Overnight Fund - 5th Jul 2023, Bajaj Finserv Banking and PSU Fund - 13th Nov 2023, Bajaj Finserv Balanced Advantage Fund - 15th Dec 2023, Bajaj Finserv Large and Mid Cap Fund - 27th Feb 2024, Bajaj Finserv Nifty 1D Rate Liquid ETF - Growth - 28th May 2024, Bajaj Finserv Multi Asset Allocation Fund - 3rd Jun 2024, Bajaj Finserv Healthcare Fund - 27th Dec 2024, Bajaj Finserv Consumption Fund - 29th Nov 2024, Bajaj Finserv Arbitrage Fund - 15th Sep 2023, Bajaj Finserv ELSS Tax Saver Fund - 29th Jan 2025, Bajaj Finserv Gilt Fund - 15th Jan 2025, Bajaj Finserv Large Cap Fund - 20th Aug 2024 and Bajaj Finserv Multi Cap Fund - 27th February 2025.

Disclaimer: Past performance may or may not be sustained in the future. Different plans have different expense structure. Period for which scheme's performance has been provided is computed basis last day of the previous month preceding the date of this material. Returns are compounded annualized.

Benchmark: ^oNifty Money Market Index A-I, ^{ss}BSE 500 TRI, ^{**}CRISIL Liquid Overnight Index, ^{sss}Nifty Banking & PSU Debt Index A-II, [^]NIFTY 50 Hybrid Composite debt 50:50 Index, ^{^^}Nifty Large Midcap 250 TRI, ^{sss}Nifty 1D Rate Index, ^{***}65% Nifty 50 TRI + 25% Nifty Short Duration Debt Index + 10% Domestic Prices of Gold, ^{***}BSE Healthcare Total Return Index (TRI), ^{o@o}Nifty India Consumption Total Return Index (TRI), ^lBSE 500 Total Return Index (TRI), ^oCRISIL Dynamic Gilt Index, ^oNifty 50 Arbitrage Index (TRI), ^{***}Nifty 100 Total Return Index (TRI) and ^{lll}NIFTY 500 Multicap 50:25:25 TRI

Potential Risk Class (PRC) (Maximum risk the scheme can take)

Bajaj Finserv Gilt Fund			
Credit Risk →	Relatively Low (Class A)	Moderate (Class B)	Relatively High (Class C)
Interest Rate Risk ↓			
Relatively Low (Class I)			
Moderate (Class II)			
Relatively High (Class III)	A-III		
A-III – A Scheme with Relatively High interest rate risk and Relatively Low credit risk.			

Bajaj Finserv Money Market Fund			
Credit Risk →	Relatively Low (Class A)	Moderate (Class B)	Relatively High (Class C)
Interest Rate Risk ↓			
Relatively Low (Class I)		B-I	
Moderate (Class II)			
Relatively High (Class III)			
B-I – A Scheme with Relatively Low Interest Rate Risk and Moderate Credit Risk.			

Bajaj Finserv Overnight Fund			
Credit Risk →	Relatively Low (Class A)	Moderate (Class B)	Relatively High (Class C)
Interest Rate Risk ↓			
Relatively Low (Class I)	A-I		
Moderate (Class II)			
Relatively High (Class III)			
A-I – A Scheme with Relatively Low Interest Rate Risk and Relatively Low Credit Risk.			

Bajaj Finserv Nifty 1D Rate Liquid ETF - Growth			
Credit Risk →	Relatively Low (Class A)	Moderate (Class B)	Relatively High (Class C)
Interest Rate Risk ↓			
Relatively Low (Class I)	A-I		
Moderate (Class II)			
Relatively High (Class III)			
A-I – A Scheme with Relatively Low Interest Rate Risk and Relatively Low Credit Risk.			

Bajaj Finserv Banking and PSU Fund			
Credit Risk →	Relatively Low (Class A)	Moderate (Class B)	Relatively High (Class C)
Interest Rate Risk ↓			
Relatively Low (Class I)			
Moderate (Class II)			
Relatively High (Class III)		B-III	
B-III – A Scheme with Relatively High Interest Rate Risk and Moderate Credit Risk.			

Risk-o-meter and Product Label.

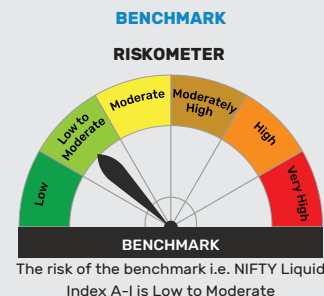
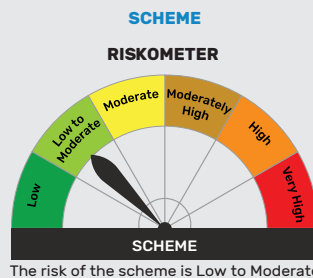
Bajaj Finserv Liquid Fund

An open ended Liquid scheme with Relatively Low Interest Rate Risk and Moderate Credit Risk

This product is suitable for investors who are seeking*:

- Regular income over short term.
- Investment in money market and debt instruments, with maturity up to 91 days

*Investors should consult their financial advisers if in doubt about whether the product is suitable for them



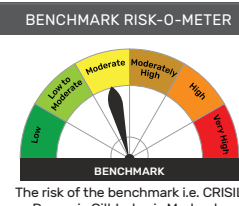
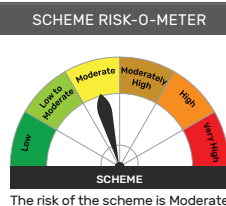
Bajaj Finserv Gilt Fund

An open ended debt scheme investing in government securities across maturity with relatively high interest rate risk and relatively low credit risk

This product is suitable for investors who are seeking*:

- credit risk free returns over medium to long term
- investments mainly in government securities of various maturities

*Investors should consult their financial advisers if in doubt about whether the product is suitable for them



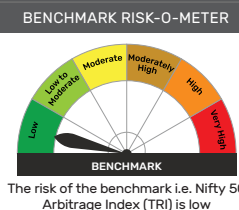
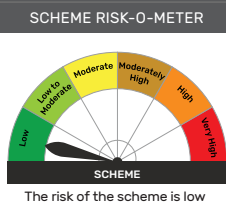
Bajaj Finserv Arbitrage Fund

An open ended scheme investing in arbitrage opportunities

This product is suitable for investors who are seeking*:

- Short term income generation
- income through arbitrage opportunities in the cash and derivatives segments of the equity markets

*Investors should consult their financial advisers if in doubt about whether the product is suitable for them



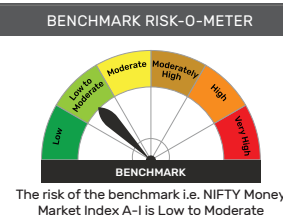
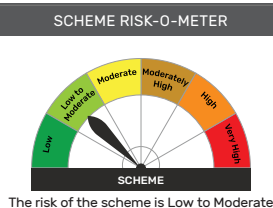
Bajaj Finserv Money Market Fund

An open ended debt scheme investing in money market instruments with Relatively Low Interest Rate Risk and Moderate Credit Risk.

This product is suitable for investors who are seeking*:

- Income over short term.
- Investment in money market instruments that seeks to provide reasonable returns, commensurate with low risk while providing a high level of liquidity

*Investors should consult their financial advisers if in doubt about whether the product is suitable for them



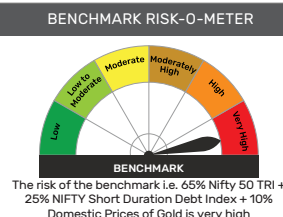
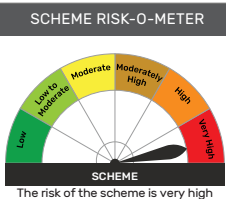
Bajaj Finserv Multi Asset Allocation Fund

An open ended scheme investing in equity and equity related instruments, debt & debt derivatives and money market instruments, Gold ETFs, Silver ETFs, exchange traded commodity derivatives and in units of REITs and InvITs

This product is suitable for investors who are seeking*:

- Income generation from fixed income instruments
- Wealth creation/Capital appreciation over long term from investments in equity and equity related securities, Gold ETFs, Silver ETFs, exchange traded commodity derivatives (ETCD) and in units of REITs & InvITs

*Investors should consult their financial advisers if in doubt about whether the product is suitable for them



Disclaimer

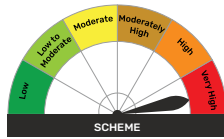
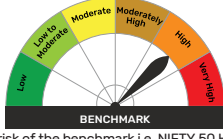
This document should not be treated as endorsement of the views/opinions or as an investment advice. This document should not be construed as a research report or a recommendation to buy or sell any security. This document alone is not sufficient and should not be used for the development or implementation of an investment strategy. The recipient should note and understand that the information provided above may not contain all the material aspects relevant for making an investment decision. The decision of the Investment Manager may not always be profitable as such decisions are based on the prevailing market conditions and the understanding of the Investment Manager. Actual market movements may vary from the anticipated trends. Neither Bajaj Finserv Mutual Fund / Bajaj Finserv Mutual Fund Trustee Limited / Bajaj Finserv Asset Management Limited nor its Directors or employees shall be liable for any damages whether direct or indirect, incidental, punitive special or consequential including lost revenue or lost profits that may arise from or in connection with the use of the information. Investors are advised to consult their own investment advisor before making any investment decision in light of their risk appetite, investment goals and horizon. This information is subject to change without any prior notice.

MUTUAL FUND INVESTMENTS ARE SUBJECT TO MARKET RISKS, READ ALL SCHEME RELATED DOCUMENTS CAREFULLY.

Risk-o-meter and Product Label.

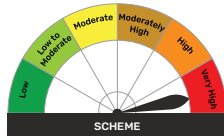
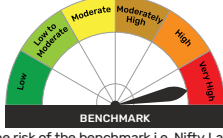
Bajaj Finserv Balanced Advantage Fund

An Open Ended Dynamic Asset Allocation Fund

	SCHEME RISK-O-METER	BENCHMARK RISK-O-METER
<p>This product is suitable for investors who are seeking*:</p> <ul style="list-style-type: none"> To generate wealth creation over long term Dynamic asset allocation between equity and equity related instruments including derivatives, and fixed income instruments <p>*Investors should consult their financial advisers if in doubt about whether the product is suitable for them</p>	 <p>SCHEME</p> <p>The risk of the scheme is very high</p>	 <p>BENCHMARK</p> <p>The risk of the benchmark i.e. NIFTY 50 Hybrid Composite debt 50:50 Index is high</p>

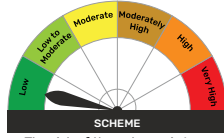
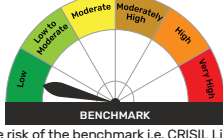
Bajaj Finserv Large and Mid Cap Fund

An open ended equity scheme investing in both large cap and mid cap stocks

	SCHEME RISK-O-METER	BENCHMARK RISK-O-METER
<p>This product is suitable for investors who are seeking*:</p> <ul style="list-style-type: none"> Wealth creation over long term Open ended equity scheme investing in both large cap and mid cap stocks <p>*Investors should consult their financial advisers if in doubt about whether the product is suitable for them</p>	 <p>SCHEME</p> <p>The risk of the scheme is very high</p>	 <p>BENCHMARK</p> <p>The risk of the benchmark i.e. Nifty Large Midcap 250 TRI is very high</p>

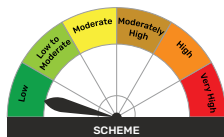
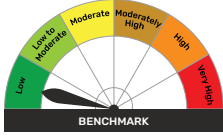
Bajaj Finserv Overnight Fund

An open ended debt scheme investing in overnight securities with Relatively Low Interest Rate Risk and Relatively Low Credit Risk.

	SCHEME RISK-O-METER	BENCHMARK RISK-O-METER
<p>This product is suitable for investors who are seeking*:</p> <ul style="list-style-type: none"> Regular income over short term that may be in line with the overnight call rates. Investment in money market and debt instruments, with overnight maturity <p>*Investors should consult their financial advisers if in doubt about whether the product is suitable for them</p>	 <p>SCHEME</p> <p>The risk of the scheme is Low</p>	 <p>BENCHMARK</p> <p>The risk of the benchmark i.e. CRISIL Liquid Overnight Index is low</p>

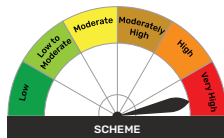
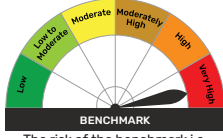
Bajaj Finserv Nifty 1D Rate Liquid ETF - Growth

An open ended Exchange Traded Fund tracking Nifty 1D Rate Index with Relatively Low Interest Rate Risk and Relatively Low Credit Risk

	SCHEME RISK-O-METER	BENCHMARK RISK-O-METER
<p>This product is suitable for investors who are seeking*:</p> <ul style="list-style-type: none"> Short term savings solution. An open ended Exchange Traded Fund liquid scheme, that aims to provide returns by investing in securities covered by Nifty 1D Rate Index with low risk and a high level of liquidity, subject to tracking error. <p>*Investors should consult their financial advisers if in doubt about whether the product is suitable for them</p>	 <p>SCHEME</p> <p>The risk of the scheme is Low</p>	 <p>BENCHMARK</p> <p>The risk of the benchmark i.e. Nifty 1D Rate Index is low</p>


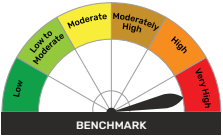
Bajaj Finserv Flexi Cap Fund

An open ended equity scheme investing across large cap, mid cap, small cap stocks.

	SCHEME RISK-O-METER	BENCHMARK RISK-O-METER
<p>This product is suitable for investors who are seeking*:</p> <ul style="list-style-type: none"> Wealth creation/capital appreciation over long term Investment in equity and equity related instruments across large cap, mid cap and small cap stocks <p>*Investors should consult their financial advisers if in doubt about whether the product is suitable for them</p>	 <p>SCHEME</p> <p>The risk of the scheme is very high</p>	 <p>BENCHMARK</p> <p>The risk of the benchmark i.e. BSE 500 TRI is very high</p>

Bajaj Finserv Healthcare Fund

An open ended equity scheme following pharma, healthcare and allied theme

	SCHEME RISK-O-METER	BENCHMARK RISK-O-METER
<p>This product is suitable for investors who are seeking*:</p> <ul style="list-style-type: none"> wealth creation over long term to invest predominantly in equity and equity related instruments of pharma, healthcare and allied companies. <p>*Investors should consult their financial advisers if in doubt about whether the product is suitable for them</p>	 <p>SCHEME</p> <p>The risk of the scheme is very high</p>	 <p>BENCHMARK</p> <p>The risk of the benchmark i.e. BSE Healthcare Total Return Index (TRI) is very high</p>

Disclaimer


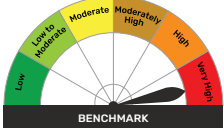
This document should not be treated as endorsement of the views/opinions or as an investment advice. This document should not be construed as a research report or a recommendation to buy or sell any security. This document alone is not sufficient and should not be used for the development or implementation of an investment strategy. The recipient should note and understand that the information provided above may not contain all the material aspects relevant for making an investment decision. The decision of the Investment Manager may not always be profitable as such decisions are based on the prevailing market conditions and the understanding of the Investment Manager. Actual market movements may vary from the anticipated trends. Neither Bajaj Finserv Mutual Fund / Bajaj Finserv Mutual Fund Trustee Limited / Bajaj Finserv Asset Management Limited nor its Directors or employees shall be liable for any damages whether direct or indirect, incidental, punitive special or consequential including lost revenue or lost profits that may arise from or in connection with the use of the information. Investors are advised to consult their own investment advisor before making any investment decision in light of their risk appetite, investment goals and horizon. This information is subject to change without any prior notice.

MUTUAL FUND INVESTMENTS ARE SUBJECT TO MARKET RISKS, READ ALL SCHEME RELATED DOCUMENTS CAREFULLY.

Risk-o-meter and Product Label.

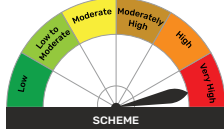
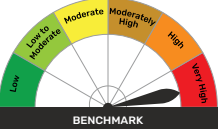
Bajaj Finserv Consumption Fund

An open ended equity scheme following consumption theme

	SCHEME RISK-O-METER	BENCHMARK RISK-O-METER
<p>This product is suitable for investors who are seeking*:</p> <ul style="list-style-type: none"> ● wealth creation over long term ● to invest predominantly in equity and equity related instruments of companies that are likely to benefit directly or indirectly from the domestic consumption led demand. <p>*Investors should consult their financial advisers if in doubt about whether the product is suitable for them</p>	 <p>SCHEME The risk of the scheme is very high</p>	 <p>BENCHMARK The risk of the benchmark i.e. Nifty India Consumption Total Return Index (TRI) is very high</p>

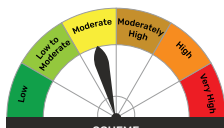
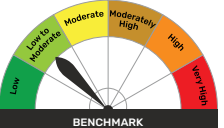
Bajaj Finserv ELSS Tax Saver Fund

An open ended equity linked saving scheme with a statutory lock in of 3 years and tax benefit

	SCHEME RISK-O-METER	BENCHMARK RISK-O-METER
<p>This product is suitable for investors who are seeking*:</p> <ul style="list-style-type: none"> ● wealth creation over long term ● to invest predominantly in equity and equity related instruments with tax benefit under Section 80C of Income Tax Act, 1961 <p>*Investors should consult their financial advisers if in doubt about whether the product is suitable for them</p>	 <p>SCHEME The risk of the scheme is very high</p>	 <p>BENCHMARK The risk of the benchmark i.e. BSE 500 Total Return Index (TRI) is Very High</p>

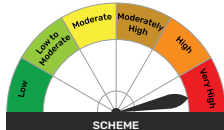
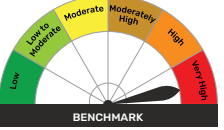
Bajaj Finserv Banking and PSU Fund

An open ended debt scheme predominantly investing in Debt instruments of banks, Public Sector Undertakings, Public Financial Institutions and Municipal Bonds with relatively high interest rate risk and moderate credit risk.

	SCHEME RISK-O-METER	BENCHMARK RISK-O-METER
<p>This product is suitable for investors who are seeking*:</p> <ul style="list-style-type: none"> ● Income over short to medium term ● Investment primarily in securities issued by Scheduled Commercial Banks (SCBs), Public Sector undertakings (PSUs), Public Financial Institutions (PFIs), Municipal Corporations and such other bodies <p>*Investors should consult their financial advisers if in doubt about whether the product is suitable for them</p>	 <p>SCHEME The risk of the scheme is Moderate</p>	 <p>BENCHMARK The risk of the benchmark i.e. Nifty Banking & PSU Debt Index A-II is Low to Moderate</p>


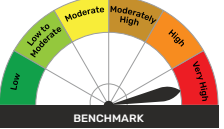
Bajaj Finserv Large Cap Fund

An open ended equity scheme predominantly investing in large cap stocks

	SCHEME RISK-O-METER	BENCHMARK RISK-O-METER
<p>This product is suitable for investors who are seeking*:</p> <ul style="list-style-type: none"> ● wealth creation over long term ● to invest predominantly in equity and equity related instruments of large cap companies <p>*Investors should consult their financial advisers if in doubt about whether the product is suitable for them</p>	 <p>SCHEME The risk of the scheme is very high</p>	 <p>BENCHMARK The risk of the benchmark i.e. Nifty 500 Total Return Index (TRI) is very high</p>

Bajaj Finserv Multi Cap Fund

An open ended equity scheme investing across large cap, mid cap, small cap stocks

	SCHEME RISK-O-METER	BENCHMARK RISK-O-METER
<p>This product is suitable for investors who are seeking*:</p> <ul style="list-style-type: none"> ● wealth creation over long term ● to invest predominantly in equity and equity related instruments of large cap, mid cap, small cap companies. <p>*Investors should consult their financial advisers if in doubt about whether the product is suitable for them</p>	 <p>SCHEME The risk of the scheme is Very High</p>	 <p>BENCHMARK The risk of the benchmark i.e. Nifty 500 Multicap 50:25:25 TRI is Very High</p>

Disclaimer

This document should not be treated as endorsement of the views/opinions or as an investment advice. This document should not be construed as a research report or a recommendation to buy or sell any security. This document alone is not sufficient and should not be used for the development or implementation of an investment strategy. The recipient should note and understand that the information provided above may not contain all the material aspects relevant for making an investment decision. The decision of the Investment Manager may not always be profitable as such decisions are based on the prevailing market conditions and the understanding of the Investment Manager. Actual market movements may vary from the anticipated trends. Neither Bajaj Finserv Mutual Fund / Bajaj Finserv Mutual Fund Trustee Limited / Bajaj Finserv Asset Management Limited nor its Directors or employees shall be liable for any damages whether direct or indirect, incidental, punitive special or consequential including lost revenue or lost profits that may arise from or in connection with the use of the information. Investors are advised to consult their own investment advisor before making any investment decision in light of their risk appetite, investment goals and horizon. This information is subject to change without any prior notice.

MUTUAL FUND INVESTMENTS ARE SUBJECT TO MARKET RISKS, READ ALL SCHEME RELATED DOCUMENTS CAREFULLY.