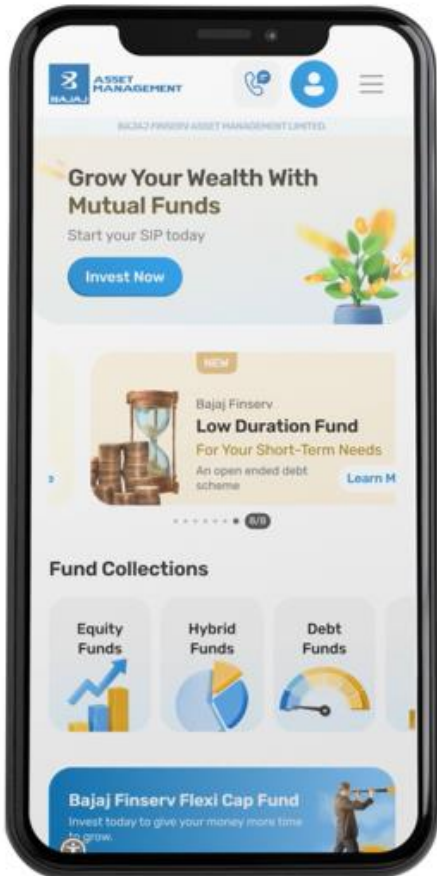
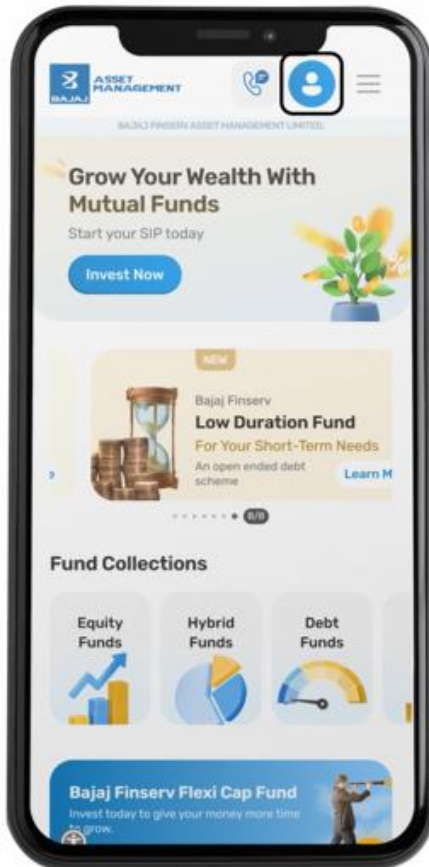


HOW TO CREATE AN E-MANDATE

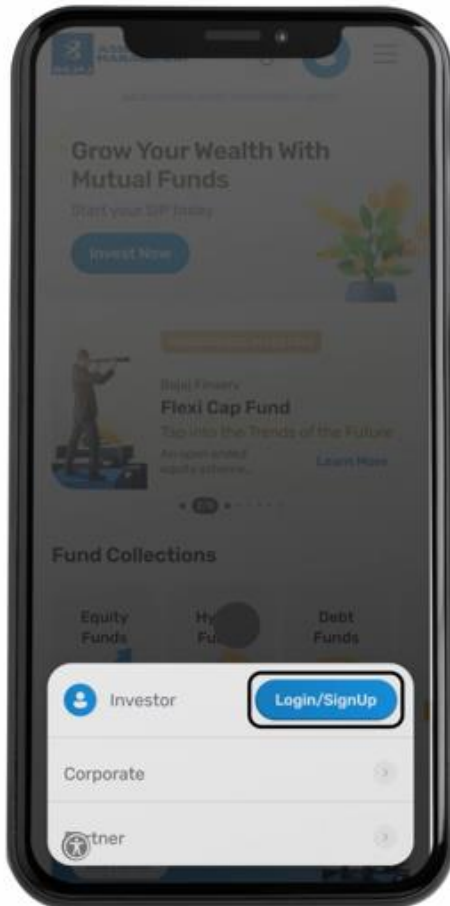
STEP-BY-STEP GUIDE



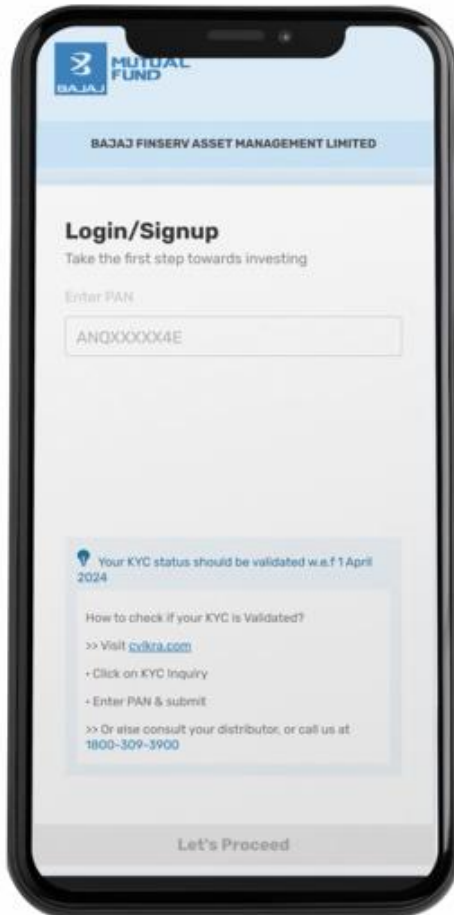
Visit www.bajajamc.com



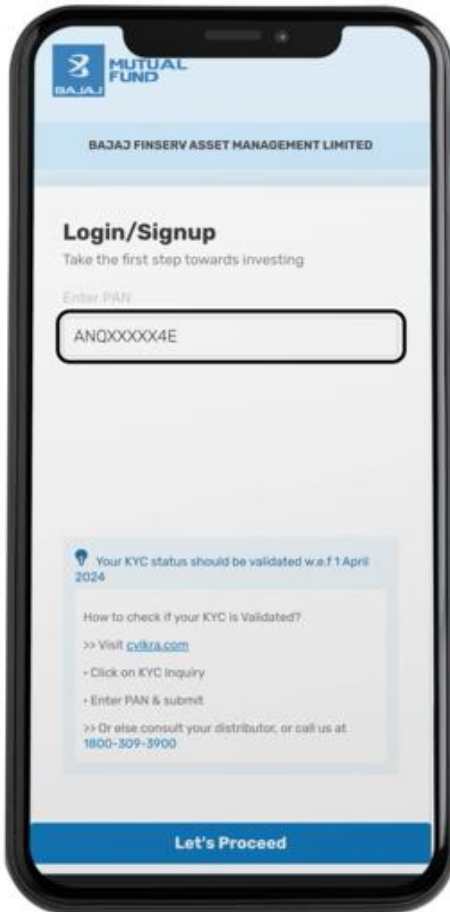
Click on the **blue icon** on the top right corner of the home page



Click on **Login/Sign up**



You will be redirected to
the **transaction portal**



**Enter your PAN to log
in or sign up**



Enter the OTP sent to your mobile and email address



Set up or enter your
4-digit PIN for two-factor
authentication



If you have multiple folios,
select your **preferred one**



Folio no. 1200000000
Abcd@gmail.com

PAN	NAME
---	---

DOB
15-05-1989

Marital Status	Gender
---	---

Occupation	Father Name
OTHERS	---

Country of Birth

Address Line 1	Address Line 2
---	---

Pin Code

Account Holder Name	Account Number
---	---

IFSC Code	Account Type
---	SAV

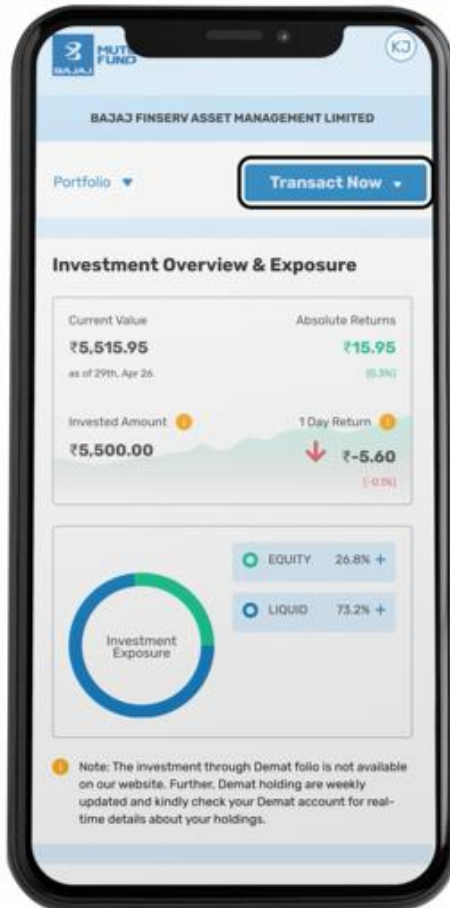
Nominee Opt	Source of Wealth
No	DB

Annual Income	Are you a Citizen of any country outside India?
>10 <= 25 Lacs	N

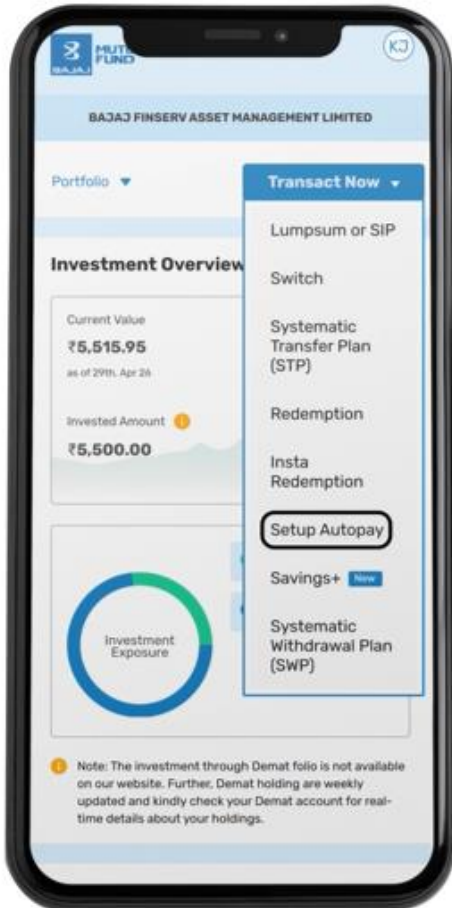
Are you a Tax resident of any	Are you Politically Exposed?
---	---

Let's Proceed

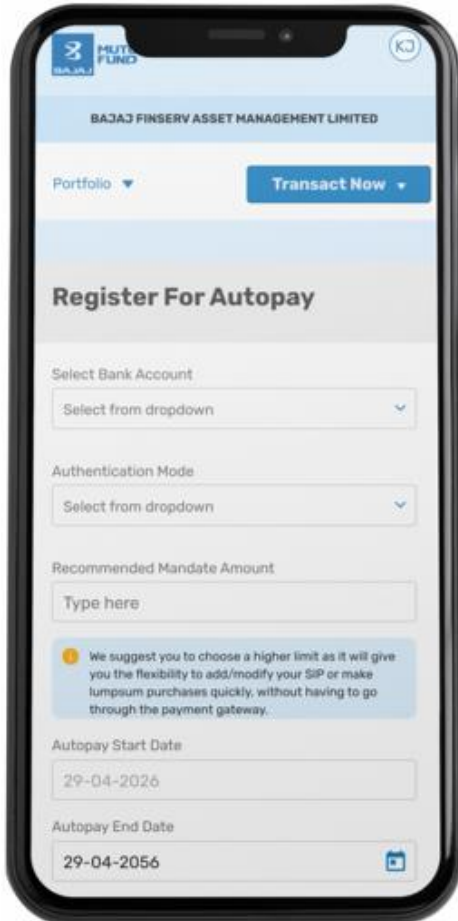
Review your details



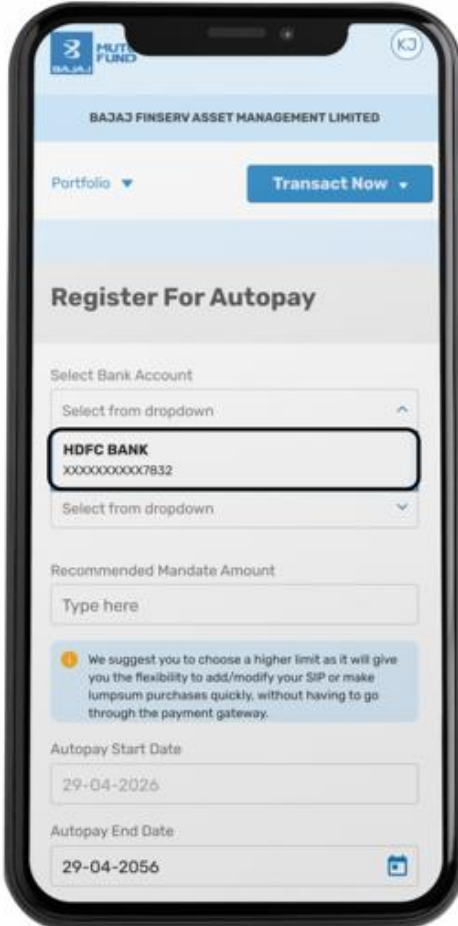
On your portfolio summary page, click on ***Transact Now*** on the top right corner



From the drop-down menu,
select ***Setup Autopay***



You will be redirected to the
Register for Autopay page



BAJAJ MUTUAL FUND

BAJAJ FINSERV ASSET MANAGEMENT LIMITED

Portfolio ▼ Transact Now ▼

Register For Autopay

Select Bank Account


Select from dropdown ▲

HDFC BANK
xxxxxxxxxxxx7832

Select from dropdown ▼

Recommended Mandate Amount


Type here

 We suggest you to choose a higher limit as it will give you the flexibility to add/modify your SIP or make lumpsum purchases quickly, without having to go through the payment gateway.

Autopay Start Date

29-04-2026

Autopay End Date

29-04-2056 

From the drop-down menu,
choose your preferred
bank account.



Select your preferred
authentication mode

Register For Autopay

Select Bank Account
HDFC BANK XXXXXXXXXXXX7832

Authentication Mode
UPI

Recommended Mandate Amount
₹1,00,000

! We suggest you to choose a higher limit as it will give you the flexibility to add/modify your SIP or make lumpsum purchases quickly, without having to go through the payment gateway.

Autopay Start Date
29-04-2026

Autopay End Date
29-04-2056

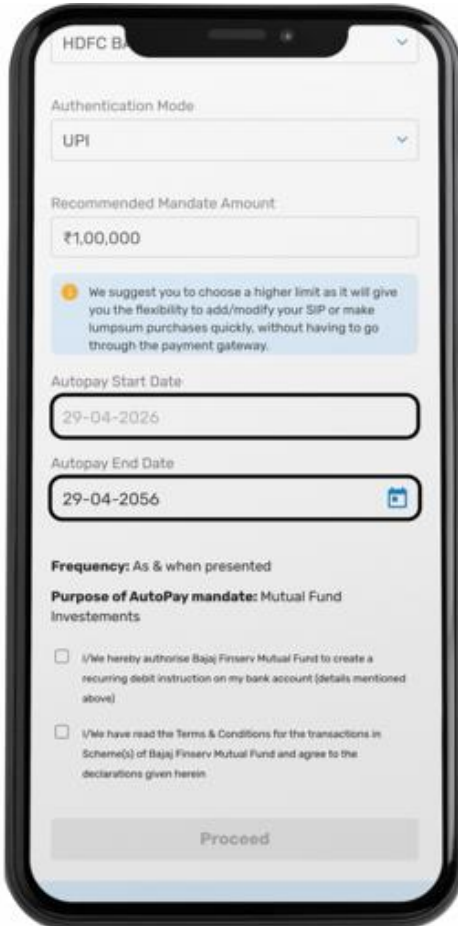
Frequency: As & when presented

Purpose of AutoPay mandate: Mutual Fund Investments

I/We hereby authorize Bajaj Finserv Mutual Fund to create a recurring debit instruction on my bank account (details mentioned above)

I/We have read the Terms & Conditions for the transactions in Scheme(s) of Bajaj Finserv Mutual Fund and agree to the

Review the **mandate amount** and modify it if required



HDFC BA

Authentication Mode
UPI

Recommended Mandate Amount
₹1,00,000

We suggest you to choose a higher limit as it will give you the flexibility to add/modify your SIP or make lumpsum purchases quickly, without having to go through the payment gateway.

Autopay Start Date
29-04-2026

Autopay End Date
29-04-2056

Frequency: As & when presented

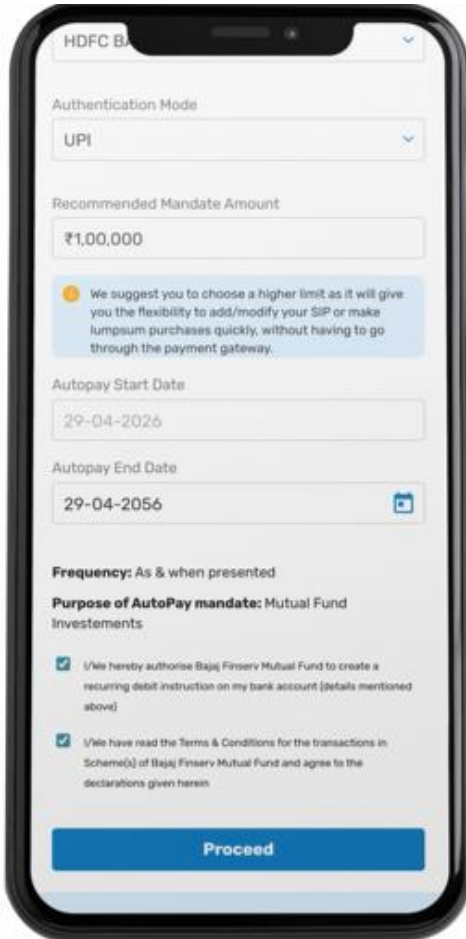
Purpose of AutoPay mandate: Mutual Fund Investments

I/We hereby authorise Bajaj Finserv Mutual Fund to create a recurring debit instruction on my bank account (details mentioned above)

I/We have read the Terms & Conditions for the transactions in Scheme(s) of Bajaj Finserv Mutual Fund and agree to the declarations given herein

Proceed

Select an **autopay start date** and modify the end date, if required



HDFC BA

Authentication Mode
UPI

Recommended Mandate Amount
₹1,00,000

We suggest you to choose a higher limit as it will give you the flexibility to add/modify your SIP or make lumpsum purchases quickly, without having to go through the payment gateway.

Autopay Start Date
29-04-2026

Autopay End Date
29-04-2056

Frequency: As & when presented

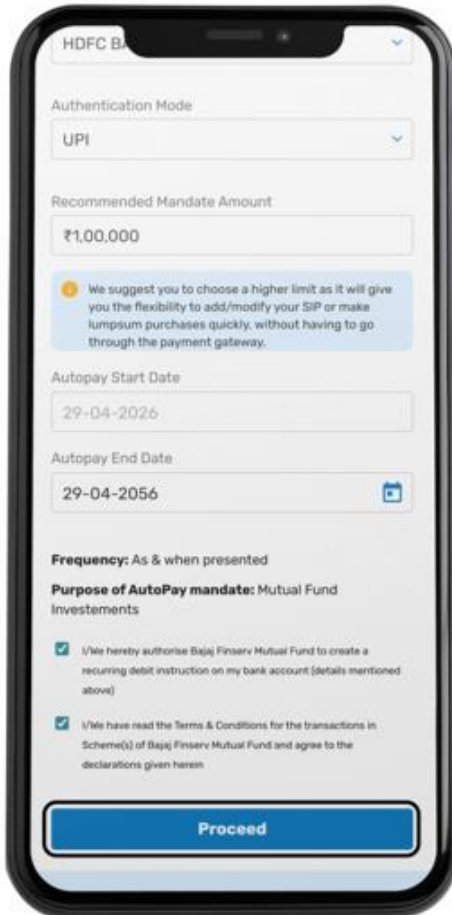
Purpose of AutoPay mandate: Mutual Fund Investments

I/We hereby authorise Bajaj Finserv Mutual Fund to create a recurring debit instruction on my bank account (details mentioned above)

I/We have read the Terms & Conditions for the transactions in Scheme(s) of Bajaj Finserv Mutual Fund and agree to the declarations given herein

Proceed

Authorise **Bajaj Finserv Mutual Fund** to set up the mandate with the bank

A smartphone screen displaying a form for setting up an auto-pay mandate. The form includes fields for Authentication Mode (UPI), Recommended Mandate Amount (₹1,00,000), Autopay Start Date (29-04-2026), and Autopay End Date (29-04-2056). It also contains a warning message, a frequency field (As & when presented), a purpose field (Mutual Fund Investments), and two checked checkboxes for authorization and agreement to terms. A 'Proceed' button is at the bottom.

HDFC B

Authentication Mode
UPI

Recommended Mandate Amount
₹1,00,000

We suggest you to choose a higher limit as it will give you the flexibility to add/modify your SIP or make lumpsum purchases quickly, without having to go through the payment gateway.

Autopay Start Date
29-04-2026

Autopay End Date
29-04-2056

Frequency: As & when presented
Purpose of AutoPay mandate: Mutual Fund Investments

I/We hereby authorise Bajaj Finserv Mutual Fund to create a recurring debit instruction on my bank account (details mentioned above)

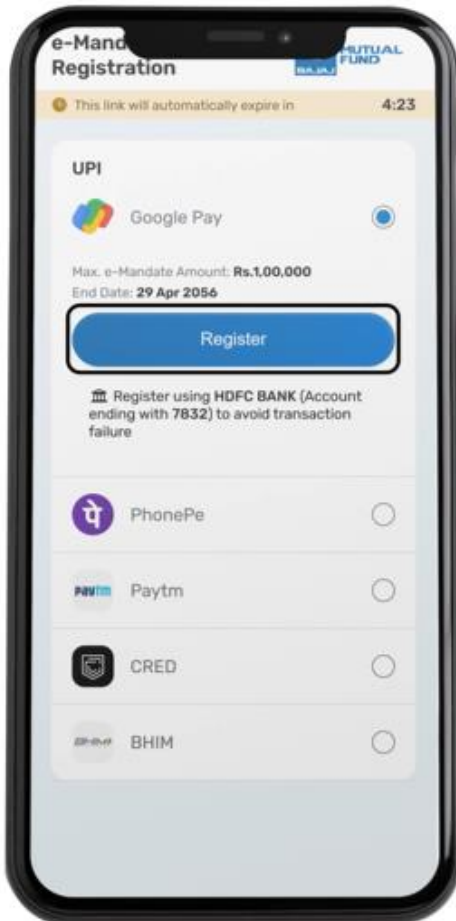
I/We have read the Terms & Conditions for the transactions in Scheme(s) of Bajaj Finserv Mutual Fund and agree to the declarations given herein

Proceed

Read and accept the **terms and conditions** to proceed



Review and confirm your autopay details



If you have chosen UPI,
select your preferred UPI
app and click on **Register**



If you have selected net banking, you will be taken to your **bank website** to complete the process

Mutual Fund investments are subject to market risks, read all scheme related documents carefully.