Foreign inflows more than offset two months of selling

Large caps led the rally as foreign buying resumed

~₹95,000 crore
Net FPI equity inflows

Foreign portfolio investors (FPIs) bought a net **₹94,963 crore** of Indian equities from 1 to 17 November, more than offsetting the **₹70,704 crore** they sold in September and October combined.

Daily foreign buying in the cash market

Provisional FII/FPI flows (₹ crore). Weekday total ₹88,363 crore.

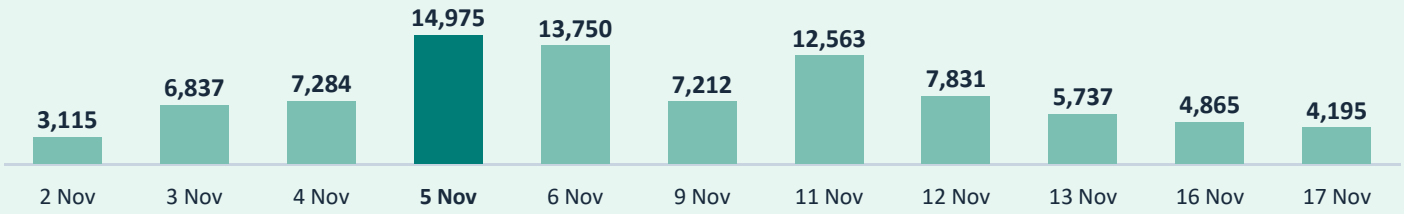

Data note: The daily bars total ₹88,363 crore in provisional exchange cash-market flows by trade date. The ~₹95,000 crore headline uses custodian-confirmed equity flows by reporting date and includes the primary market and other routes.

November '26 surpassed earlier highs

Selected months, net FPI equity flows (₹ crore)

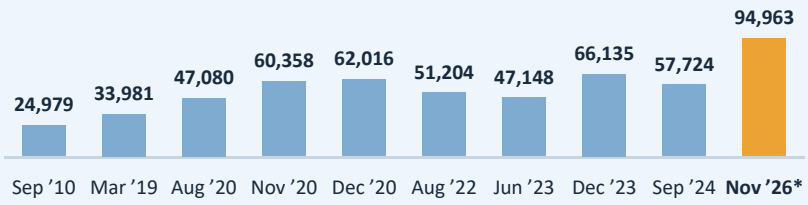

*Nov '26 covers 1 to 17 November. Earlier bars show full months.

November offset two months of selling

Net FPI equity flows (₹ crore)

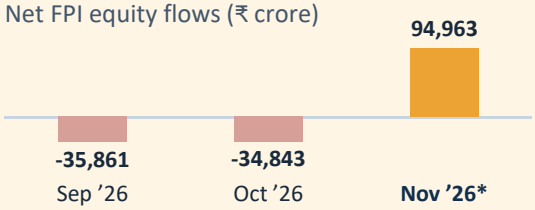

*Nov '26 covers 1 to 17 November 2026.

Sectors that gained

Selected Nifty sector price returns

Financial services	**+14.1%**
Auto	**+9.2%**
Pharma	**+3.8%**

November 2026 sector returns through 17 November. The base is the 30 October close.

Large caps led the rally

November 2026 price returns through 17 Nov

Nifty 100	**+9.6%**
Nifty Midcap 150	**+7.6%**
Nifty Smallcap 250	**+5.9%**

As on 16 November, 60% of large caps with higher foreign than domestic institutional ownership beat the Nifty 100. The median outperformer's ratio was 0.9×.

Why are FIIs buying in India?

Global tech pullback
The selloff in AI stocks may have prompted investors to look beyond tech-heavy markets.

September quarter earnings
Nifty 50 aggregate adjusted net profit rose 26% year on year.

Lower crude prices
Cheaper oil may ease India's import bill and reduce pressure on the rupee.

Valuations below average
As of 17 Nov 2026, the Nifty's 12-month forward P/E was 18.5×, below its five-year average of 19.3×.

Sources: SEBI, NSDL, DAM Capital, Jefferies, Internal Analysis || Latest data available as on 17th November 2026

Name of MF - Bajaj Finserv Mutual Fund | Registration no. - MF/078/23/04

The reference to any industry/sector/stock should not be construed as a research report or a recommendation to buy or sell any security or sector.

The data provided in the communication is based on latest available information and is subject to change in future. The AMC is not responsible for any decision taken based on the data disclosed in the communication.

Past performance may or may not be sustained in future.

Mutual Fund investments are subject to market risks, read all scheme related documents carefully.